



# Bicycle & Pedestrian Advisory Committee

Wednesday, March 1, 2023  
11:00 A.M.

---

*JOIN VIRTUALLY*  
[MICROSOFT TEAMS MEETING LINK](#)

*JOIN IN-PERSON*

CITY PLAZA- MEZZANINE FLOOR

1034 E. LEVEE STREET BROWNSVILLE, TX 78520



# RGVMPO BPAC

## Meeting Agenda

### I. CALL TO ORDER

Time: X

By: X

### I. CALL TO ORDER

### II. ROLL CALL

### III. CITIZENS INPUT/PUBLIC COMMENT

### IV. PRESENTATION, ACTION, AND DISCUSSION ITEMS

A. Consideration and Action to Approve the Minutes of February 1, 2023.

B. Consideration and Action to Adopt the FY2023-2024 Transportation Alternatives Set-Aside (TASA) Program Materials

C. Consideration and Action to Open the FY2023-2024 RGVMPO Transportation Alternatives Set-Aside (TASA) Call for Projects

D. Presentation and Discussion on the RGV Bike/Ped Events Calendar

E. Presentation and Discussion on the RGV Bicycle & Pedestrian Counter Data Program Quarterly Update

### V. PROJECT UPDATES

### VI. NEW OR UNFINISHED BUSINESS

### VII. ADJOURNMENT



# I. ROLL CALL · *Membership Attendance will be tracked per the adopted bylaws ·*

	Membership	Term	Organization/Agency	Primary Designee	Alternate Representative	Term
1	Public Agency	2 yrs	City of Weslaco	Omar Rodriguez	Rebekah de la Fuente	Aug. 2021 - July 2023
2	Public Agency	2 yrs	Sullivan City	Alma Salinas	Ana Mercado	Sept. 2022 – Aug. 2024
3	Public Agency	2 yrs	TxDOT	Craig Wuensche	Roberto Garza	Sept. 2022 – Aug. 2024
4	Public Agency	2 yrs	Edinburg	Larry Ayala	Valentin Sanchez Jr.	Sept. 2022 – Aug. 2024
5	Public Agency	2 yrs	Pharr	Ruben Alfaro	Maria Rangel	Sept. 2022 – Aug. 2024
6	Public Agency	2 yrs	Brownsville	Octavio Salazar	Joel Garza	Sept. 2022 – Aug. 2024
7	Public Agency	2 yrs	Valley Metro	George Huerta	Claudia Olmedo	Oct. 2022 – Sept. 2024
8	Public Agency	2 yrs	LRGVDC	Horacio Garza	Nancy Sanchez	Oct. 2022 – Sept. 2024
	Economic Dev. Agency	1 or 2	<i>Vacant</i>			
9	Bicycle-Oriented	2	Valley Off-Road Bicycling Association (VORBA)	David Hernandez	x	Oct. 2021 – Sept. 2023
10	Bicycle-Oriented	1 or 2	Caracara Trails	Rose Gowen	Lisa Neergaard	Sept. 2022 – Aug. 2024
	Pedestrian-Oriented	1 or 2	<i>Vacant</i>			
	Pedestrian-Oriented	1 or 2	<i>Vacant</i>			
11	Stakeholder Org.	2 yrs	UTRGV	Rodney Gomez	Pablo Aguilar	Sept. 2022 – Aug. 2024
12	Stakeholder Org.	2 yrs	TPWD	Javier De Leon	Kelly Malkoski	Oct. 2022 – Sept. 2024
	Stakeholder Org.	2 yrs	<i>Vacant</i>			
	Stakeholder Org.	2 yrs	<i>Vacant</i>			
13	Bike/Ped Citizen	1 or 2	At-Large	Ana Adame	Tracy Roberts	Sept. 2022 – Aug. 2024
14	Bike/Ped Citizen	1 or 2	At-Large	Nina Torkelson	Robert Ordez	Sept. 2022 – Aug. 2024
15	Bike/Ped Citizen	1 or 2	At-Large	Michael McNew	Jon Ray Bocanegra	Sept. 2022 – Aug. 2024
16	Bike/Ped Citizen	1 or 2	At-Large	Richard Cavin	x	Oct. 2022 – Sept. 2024



# · RGVMPO BPAC · ATTENDANCE TRACKING ·

P = Present  
A = Absent

	Organization/Agency	January 11 <sup>th</sup>	February 1 <sup>st</sup>	March 1 <sup>st</sup>	April 5 <sup>th</sup>	May 3 <sup>rd</sup>	June 7 <sup>th</sup>	August 2 <sup>nd</sup>	September 6 <sup>th</sup>	October 4 <sup>th</sup>	November 1 <sup>st</sup>
1	City of Weslaco	A	P								
2	Sullivan City	P	A								
3	TxDOT	P	P								
4	Edinburg	P	P								
5	Pharr	P	P								
6	Brownsville	P	P								
7	Valley Metro	P	P								
8	LRGVDC	P	P								
9	Valley Off-Road Bicycling Association (VORBA)	P	P								
10	Caracara Trails	P	A								
11	UTRGV	P	P								
12	TPWD	P	P								
13	Nina Torkelson/Robert Ordez	P	P								
14	Richard Cavin	P	P								
15	Ana Adame/Tracy Roberts	A	P								
16	Michael McNew/Jon Ray Bocanegra	A	P								

#### IV. Maintaining Membership

Voting members will be in ex-officio status and lose their voting privileges after missing three (3) consecutive monthly/bi-monthly meetings, or two (2) consecutive quarterly meetings. To regain

voting privileges, members in ex-officio status must attend three (3) consecutive monthly/bi-monthly meetings, or two (2) consecutive quarterly meetings.



## III. CITIZENS INPUT / PUBLIC COMMENT

---

• ***All are encouraged to provide input or make comments on bike/ped projects or programs.*** •

- Jalapeno 100 this past weekend; was shy of 500 registrants.
- weekly/monthly bike ride page by David H.
- March 17<sup>th</sup> is Harlingen's Saint Patrick's Day Run at Lon C. Hill; 300 participants.
- TxDOT Pharr District Bike Plan Survey; last stitch effort.



## IV.A Discussion & Possible Action to Approve the Minutes of February 1, 2023

---

· [RGVMPO BPAC · February 1, 2023 · Meeting Minutes](#) ·

*Possible Action: Approve the Minutes of February 1, 20223 as presented.*

*Motion By: Nancy Sanchez, ValleyMetro*

*Seconded By: Alma Salinas, City of Sullivan City*



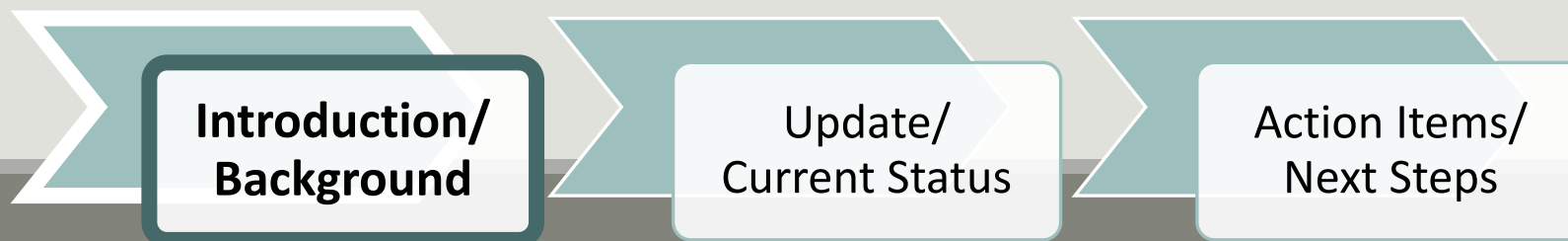
# IV.B Discussion & Possible Action to Adopt the FY2023-2024 Transportation Alternatives Set-Aside (TASA) Program Materials

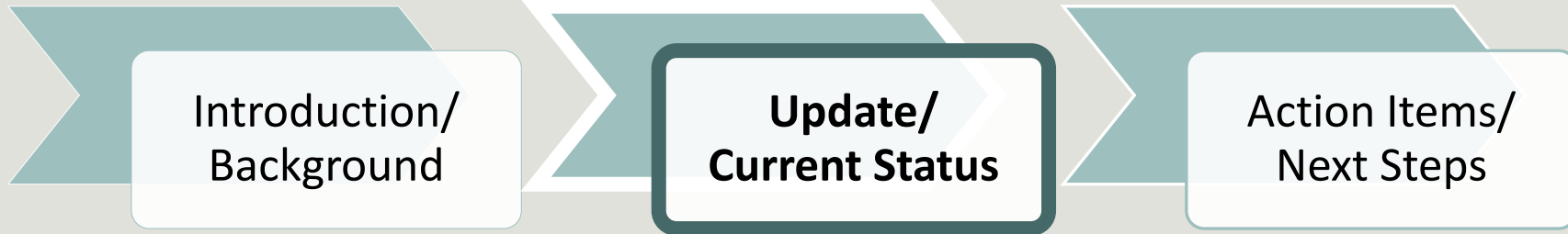
---

## • Working Group Meeting #3 Agenda •

- Review revisions to the Scoring Criteria
- Review revisions to the Project Application
- Review revisions to the Program Guide

\*\*\*Solicit feedback for *FINAL* changes\*\*\*

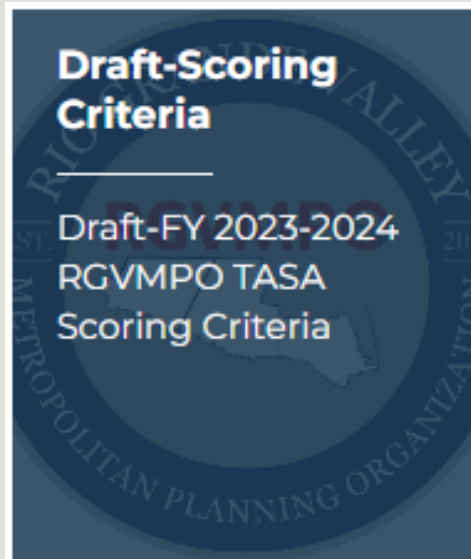




· **FINAL SCORING CRITERIA REVIEW** ·

**\*\*\* DRAFT 1 \*\*\***

Criteria Category	Criteria Weights	Maximum Points
Connectivity	30%	30
Project Readiness	25%	25
Safety Benefits	25%	25
Equity	20%	20
<b>Total</b>	<b>100%</b>	<b>100</b>



**\*\*\* DRAFT 2 \*\*\***

Criteria Category	Criteria Weights	Maximum Points
Project Readiness	25%	25
Safety Benefits	25%	25
Equity	25%	25
Connectivity	25%	25
<b>Total</b>	<b>100%</b>	<b>100</b>





• FINAL SCORING CRITERIA FEEDBACK •



# Please share any FINAL feedback or comments regarding the FY23-24 TASA Scoring Criteria:

The scoring criteria with higher points for connectivity makes sense to me. The comments regarding concern on planning and project readiness seem appropriate, but I trust we can score well on both types of projects.

All good

Good 👍

## Final TASA Scoring Criteria




After reviewing the revised scoring criteria, which draft do you approve to evaluate and score project proposals?



Draft #1



Draft #2

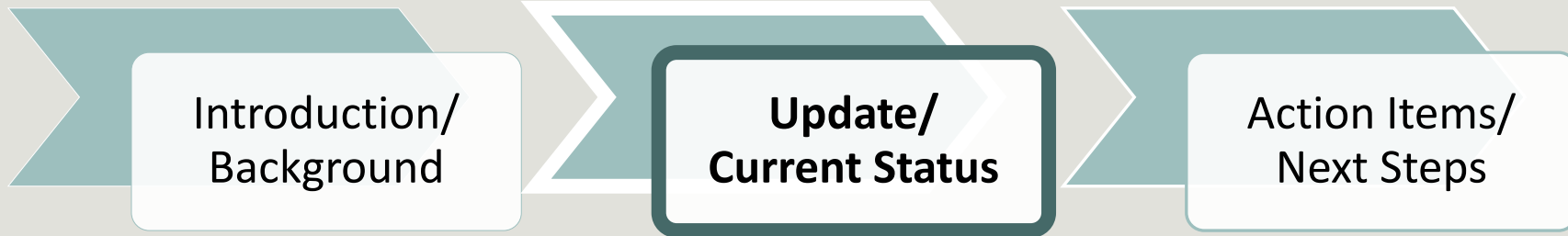


Needs attention

We're getting there

Good to go!





## · FINAL APPLICATION REVIEW ·

### PART A

- Project Proposal = page 1
- Evaluation Questions = pages 2-3

### PART B \*budget\*

- Project Inform Form (PIF) = page 4

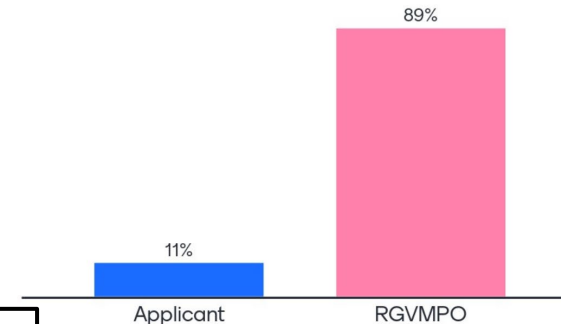
### PART C

- Oversight Level Special Approval (SPA) = pages 5-8



In the application, several questions require GIS analysis utilizing several data sets. How should these analysis be completed?

Mentimeter



Please share any FINAL feedback or comments regarding the FY23-24 TASA Application:

Mentimeter





Good

It is obvious that staff and stakeholders have put a great deal of time and effort into this. It looks very good. I have offered comments in the past and am satisfied that they have been addressed. My current silence means that I am happy with it.

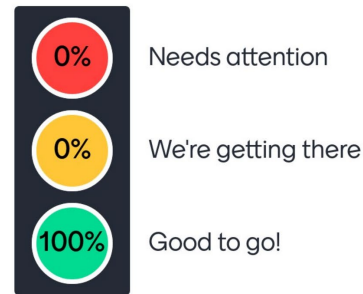
Great job!



# Projects will include 15% TxDOT administrative fee (for oversight) that is not included in the application. How should this fee be included?

- 1st  incorporate that in the budget sheet (page 4) under 'other'
- 2nd  statement in the application at the beginning and end
- 3rd  check box for acknowledgement it will be added
- 4th  request for 15% TxDOT Administrative Fee to be included in an attached itemized budget

## Final TASA Application





Description	Funding Source	Project Cost			Reimbursement to LG
	Category 9 or Local	LOCAL GOVERNMENT'S LATEST COST ESTIMATE (3)	Let Year	Federal 80% (4)	Yes or No (5)
PS&E (Preliminary Engineering)/Survey/Geo/ Pavement Design (1)	LOCAL	\$ 20,000	FY		No
Environmental	LOCAL	\$ 5,000	FY		No
Right of Way (ROW)	SELECT	\$ 0	FY		SELECT
Utilities	SELECT	\$ 0	FY		SELECT
Construction (2)	Category 9	\$ 750,000	FY	\$ 600,000	Yes
Construction (local 100%) *	LOCAL	\$ 175,000	FY		No
Construction Engineering	Category 9	\$ 50,000	FY	\$ 40,000	SELECT
Direct State Cost (15% of total project cost):	Category 9	\$ 150,000	FY	\$ 120,000	Yes
<b>Project Total</b>	<b>\$ 1,150,000</b>				

(1) Usually for Category 9 Planning Funded Projects. Locally Funded for Construction projects

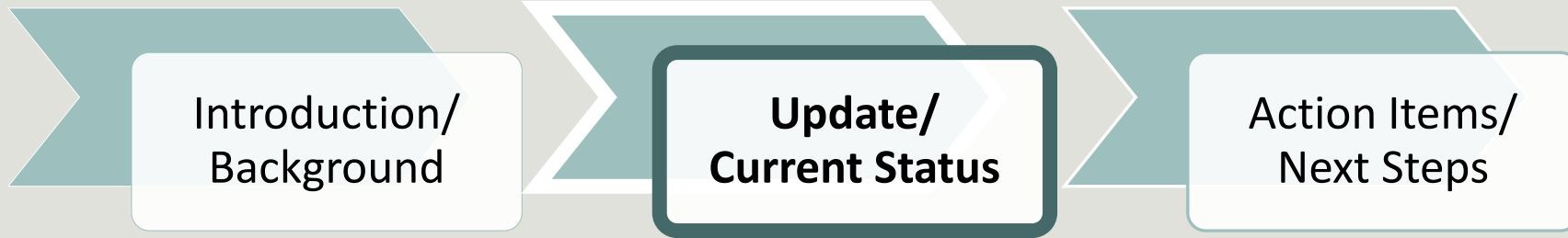
(2) For Category 9 Construction Funded Projects.

(3) Please provide the total cost estimates for each phase of the project. Some of these will be \$0.

(4) Only for the 80% Federal amount to be awarded to the project.

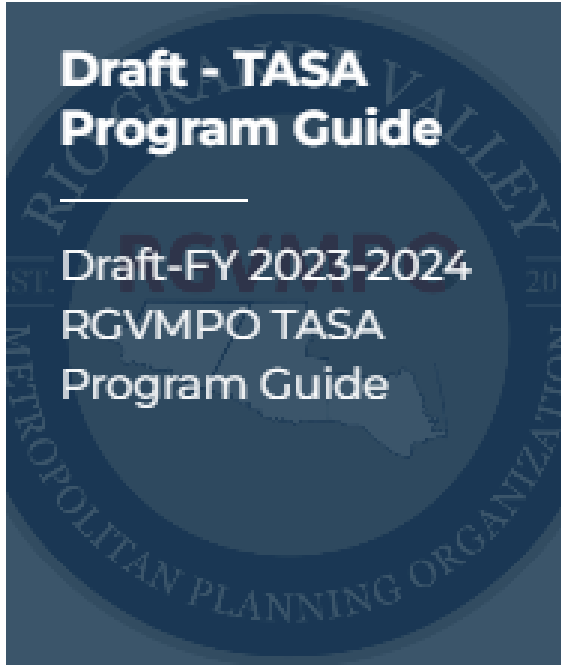
(5) Only Category 9 Funds are reimbursable.

\* The Local Government is responsible for 100% of the construction costs exceeding the approved federal funding.



· **FINAL PROGRAM GUIDE REVIEW** ·

- A. Summary of Funding Opportunity
- B. TASA Eligibility and Requirements
- C. Project Evaluation and Scoring Criteria
- D. Allowable Costs
- E. TASA Project Sponsor Workshop Schedule
- F. Selection of TA Projects by RGVMPO  
Transportation Policy Board
- G. Project Elimination
- H. Project Implementation
- I. Bikeway Terminology
- J. Additional Weblinks
- K. Definitions and Terminology





# Please share any FINAL feedback or comments regarding the FY23-24 TASA Program Guide:

Mentimeter

Connectivity having a higher scoring criteria works well.

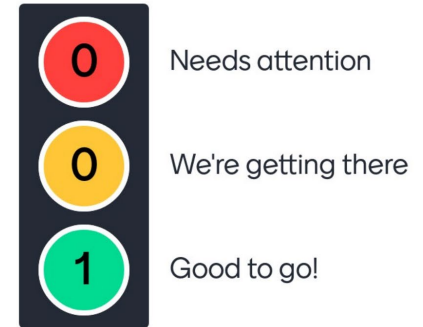
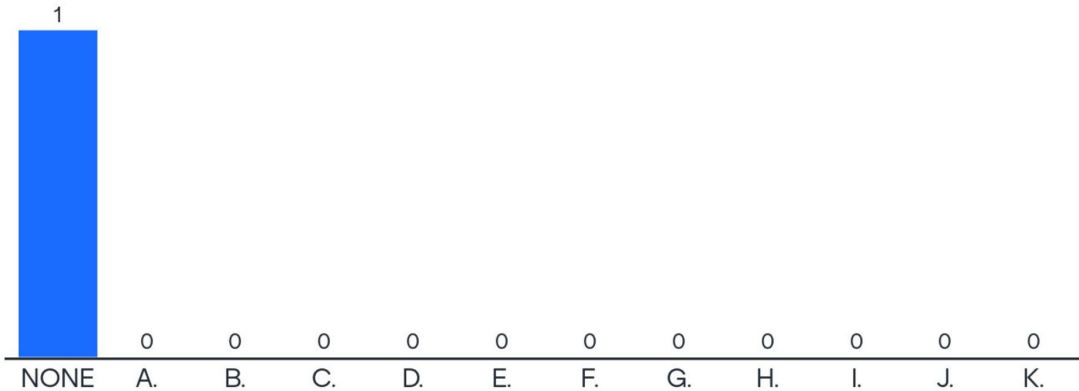
Good to go

## Final TASA Program Guide

Mentimeter

### What section of the Program Guide needs additional work?

Mentimeter



1

1



Introduction/  
Background

Update/  
Current Status

Action Items/  
Next Steps

• [BPAC FEEDBACK](#) •



Welcome to the new plugin

info@rgvmpo.org

Add Mentimeter slides directly to your PowerPoint presentation!

Paste the link to the slide you want to display here:

Slide link

<https://www.mentimeter.com/app/presentation/asdfakn3290874y/dfvh873>

Select

[How does it work?](#)

[Log out](#)



# IV.B Discussion & Possible Action to Adopt the FY2023 2024 Transportation Alternatives Set Aside (TASA) Program Materials

---

• *Discussion* • *Action* •



*Possible Action: Adopt the FY2023-2024 TASA Program Materials.*

*Motion By: Alma Salinas, City of Sullivan City*

*Seconded By: Joel Garza, City of Brownsville*

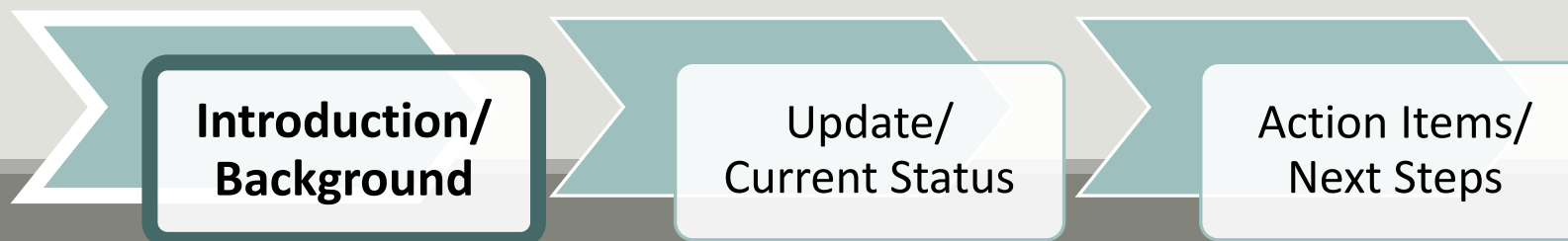


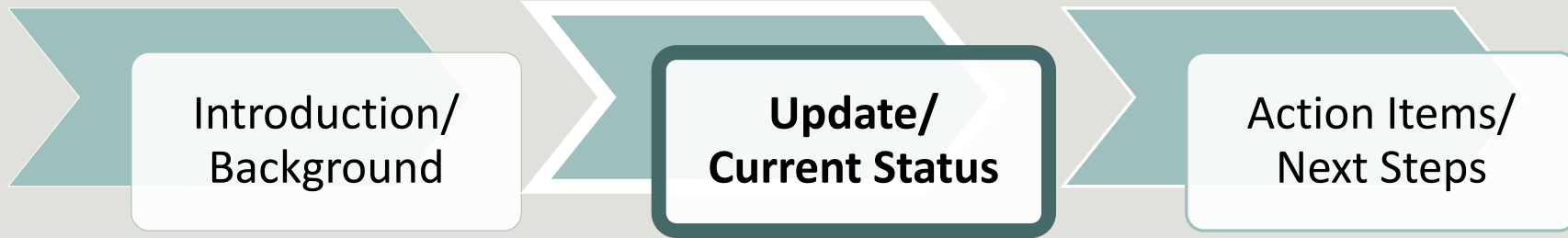


# IV.C Discussion & Possible Action to Open the FY 2023-2024 RGVMPO Transportation Alternatives Set-Aside (TASA) Call for Projects

## · ***Competitive Process Public and Stakeholder Engagement*** ·

- [RGVMPO TASA Webpage](#) (draft/revised program materials for review/feedback)
- [BPAC Meeting Agenda Items](#) (8 BPAC meetings starting since June 1, 2022)
- [TASA Working Group Meetings](#) (3 public + stakeholder meetings)
- Adoption of TASA Program Materials





**· TASA PROGRAM CALL SCHEDULE ·**

Date	Milestones
<b>March 1, 2023</b>	<b>RGVMPO FY2023-2024 TASA Call for Projects Opens (12 P.M.).</b>
March 15, 2023	TASA Project Sponsor Workshop (Microsoft Teams).
March 22, 2023	TASA Project Sponsor Workshop (Microsoft Teams).
March 31, 2023*	Responses to TASA Workshop questions posted.
<i>April 26, 2023</i>	<i>Deadline to request Technical Assistance (5 P.M.)</i>
<b>May 31, 2023</b>	<b>Deadline to submit application/project proposals (5 P.M.).</b>
June 2023	RGVMPO & TxDOT Staff application review (may seek clarification).
July 2023	Complete applications proceed to RGVMPO BPAC Voting Members for review.
August 2, 2023	Presentations to the RGVMPO Bicycle & Pedestrian Advisory Committee (BPAC).
August 2023	Special RGVMPO BPAC Meeting for application evaluation and project scoring.
September 14, 2023	Recommendations presented to RGVMPO Technical Advisory Committee (TAC).
September 27, 2023*	RGVMPO Transportation Policy Board (TPB) awards/programs TASA funds.
*Target dates	



# Submit Application

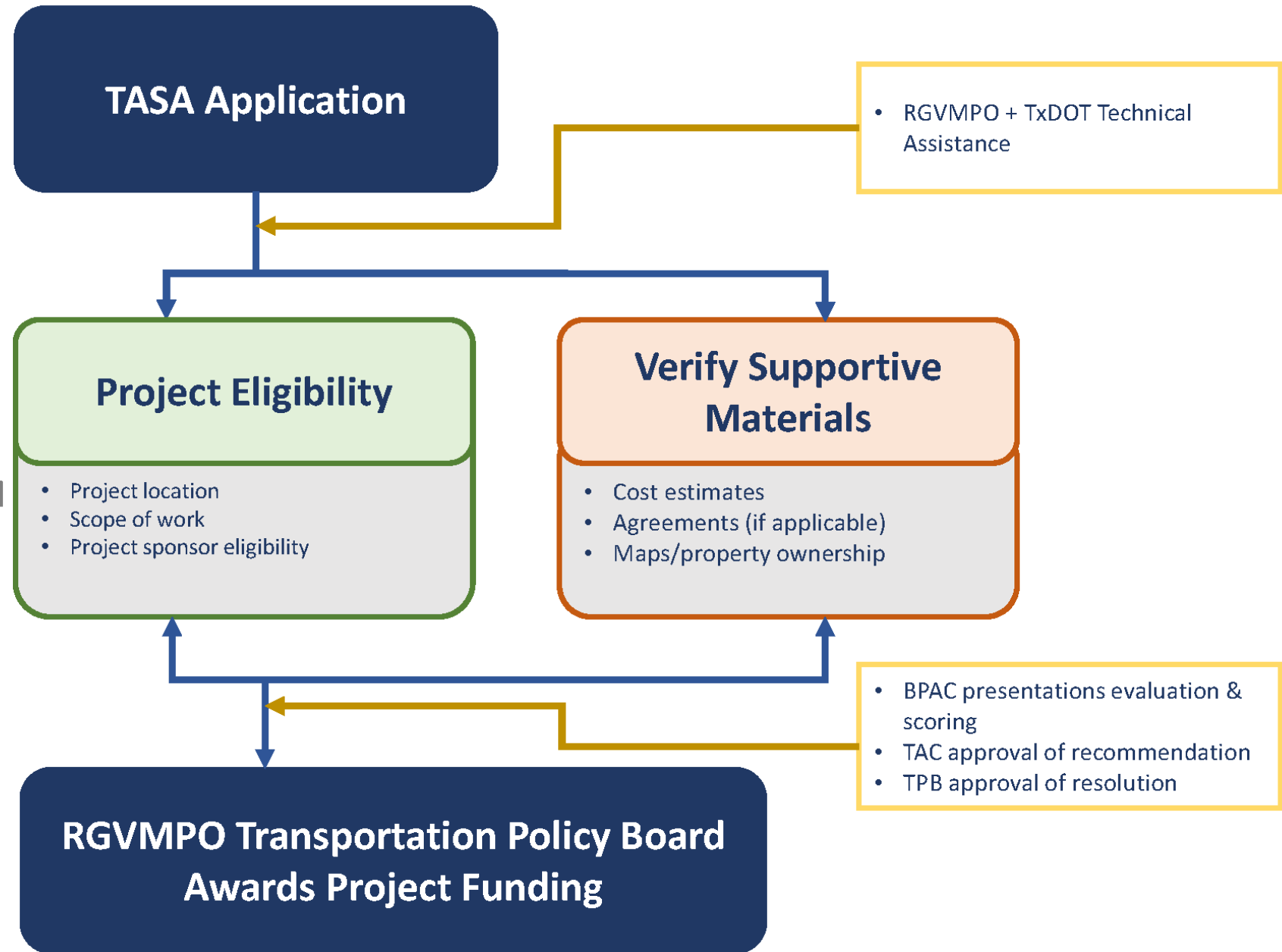
Project Sponsors submit fillable PDF application

# RGVMPO + TxDOT Review

Staff reviews submittals and may seek clarification on information or request additional documentation.

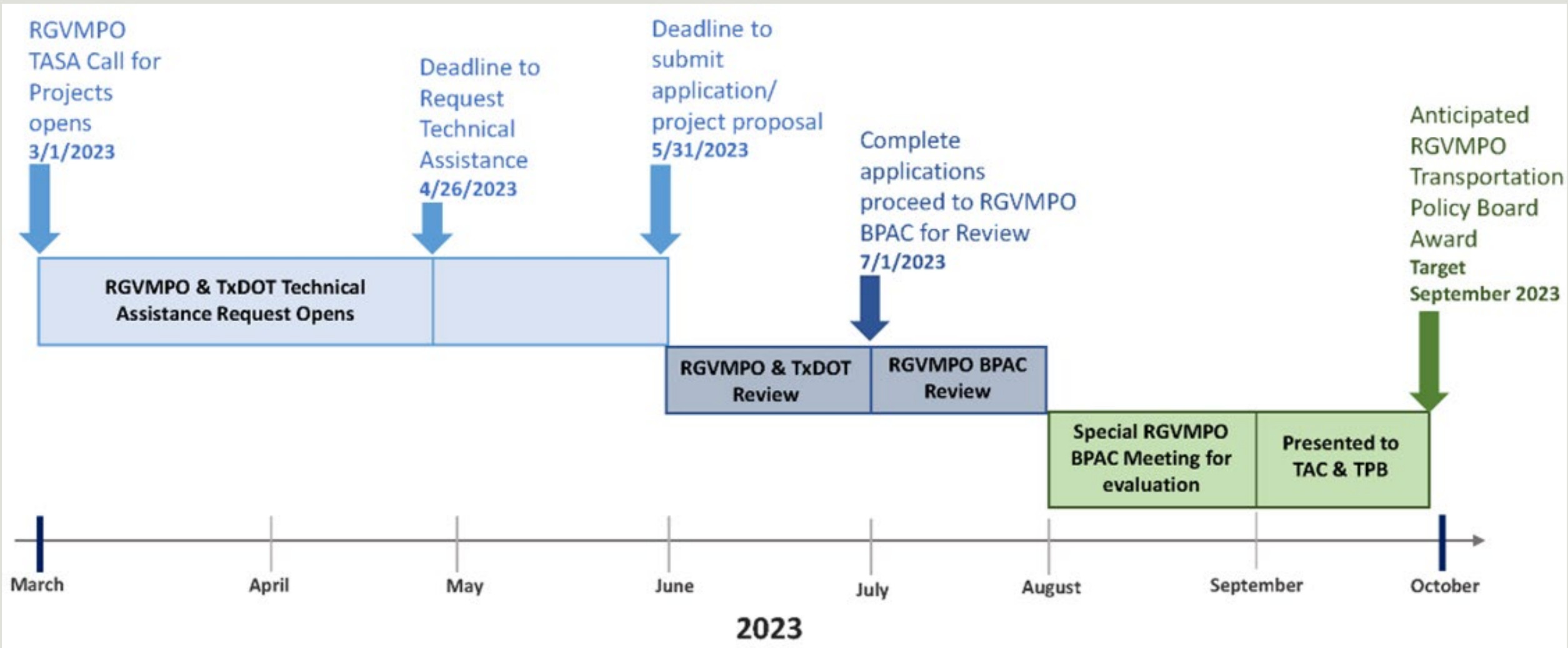
# Funding Award

Policy Board action expected Fall 2023





## • TASA CALL FOR PROJECTS TIMELINE + PROCESS •





# IV.C Discussion & Possible Action to Open the FY 2023-2024 RGVMPO Transportation Alternatives Set-Aside (TASA) Call for Projects

---

• *Discussion* • *Action* •



*Possible Action: Open the FY2023-2024 RGVMPO TASA Call for Projects.*

*Motion By: David Hernandez, Valley Off-Road Bicycling Association (V.O.R.B.A.)*

*Seconded By: Alma Salinas, City of Sullivan City*



# IV.D Presentation and Discussion on the RGV Bike/Ped Events Calendar

## • *RGVMPO Active Transportation Plan* •

*Table 3-3: Education & Encouragement Initiatives*

Initiative	Action	Entity	Term	Measures of Success
<b>Bike Share</b>	Develop regional bike share plan. Continued financial and political support of local BCycle program.	MPO, Local	Short	<ul style="list-style-type: none"> <li>Number of bike share programs established.</li> <li>Number of annual trips.</li> </ul>
<b>Open Streets Events</b>	Coordinate and implement a series of Open Streets Events.	Local, Advocacy Orgs	Medium	<ul style="list-style-type: none"> <li>Event attendance.</li> <li>Number of communities hosting events.</li> <li>Number of events annually.</li> </ul>
<b>Walk &amp; Bike Month</b>	Promote the official Bike/Bus/Walk to Work Day/Week/Month.	MPO, Local, Advocacy Orgs	Short	<ul style="list-style-type: none"> <li>Number of events.</li> <li>Participating entities and individuals.</li> <li>Cumulative miles ridden/walked.</li> </ul>

### *Education & Encouragement*

#### *Bike Share*

Bike share programs allow users to rent bicycles for short-term or monthly use from a network of closely spaced stations. Successful bike share programs exist in densely populated areas, near trail networks, tourist destinations, and major institutions. The program's success should be measured by equitable pricing structures and station locations, along with number of annual trips and memberships. Successful bike share programs may be an important tool to support the key principles of this plan in accessibility and community health. The City of McAllen has been operating a BCycle program since 2015. Plans to move the bike share system to a regional level are still in action through the LRGDV and its funding partners.

#### *Open Streets*

Open Street initiatives are temporary closures of public streets to motor vehicle traffic and designed in coordination with the municipality to provide the public access to streets for walking, biking, and recreation. These initiatives may include street festival activities as well as activities to promote walking and biking, and to teach attendees about the economic, health, and social benefits of active transportation. Open Streets began in Colombia as an inexpensive way to promote health using public space. Known as Ciclovias in South America, the events spread across North America where they are known as Open Streets events. Resources for starting Open Streets events are plentiful, with two primary examples being the NACTO *Open Streets Guide*, and the *Open Streets Toolkit* found at [opentstreetsproject.org](http://opentstreetsproject.org). Brownsville and Harlingen have both initiative successful Open streets events called "CycloBia" and "Viva Streets" respectively. Both communities may be local points of contact for information or advice for other communities looking to initiate an Open Streets event.

#### *Walk & Bike Month*

National Bike Month in the month of May, as designated by a leading bicycle advocacy group in the United States, the League of American Bicyclists, provides a fun and encouraging platform for communities and local businesses to support residents and employees to commute via bicycle during Bike to Work Month, and even during specific Bike to Work Week, or Day events. Bike to Work Month has evolved to include and encourage commuting by foot and/or by public transit. Bike, bus, and walk to work challenges encourage residents to take part in active transportation through fun events and challenges, and often include incentives for top contestants.

Introduction/  
Background

Update/ Current  
Status

Action Items/  
Next Steps



Introduction/  
Background

**Update/  
Current Status**

Action Items/  
Next Steps

### ***· Active Transportation Events ·***

- Public Engagement Opportunities
- Groundbreaking Ceremonies
- Ribbon-Cutting Events
- Transit Events (Dump the Pump Day)
- Bike To Work/School Day(s)
- Open-Streets Events

### ***· Recreation Events ·***

- Running Events (fun Runs; 5ks; 10ks; half-marathons; marathons; iron man; etc.)
- Cycling Events (Jalapeno 100; Pedal to Padre; etc.)
- Social Rides (Harlingen; McAllen Critical Mass; etc.)
- Guided Cycling Tours (RGV Birding Festival; etc.)
- Public Park Events (TPWD, USFWS,

# RGVMPO BPAC Event Sharing

RGVMPO Staff is seeking guidance and input on how to move forward with facilitating bike/ped event-sharing across the region.

\* Required

1. What goal does the BPAC want to aim for in regards to event-sharing? \*

Education (public outreach/engagement)

Encouragement (healthy lifestyle/transportation options)

Tourism (community/park events)

Programs (safe routes to school; bike to work/school days)

Safety (trainings)

2. How should the RGVMPO collect event information? \*

Allow event submissions on the website

Get tagged on social media posts

Receive event information at BPAC meetings

Keep links to event sponsors/promoters on a dedicated webpage

Introduction/  
Background

Update/  
Current Status

Action Items/  
Next Steps

3. How should events be shared? \*

- Share flyers on RGVMPO Social Media
- Add events to RGVMPO website calendar
- Create webpage with links to event sponsors/resources
- Announce at BPAC Meetings; share with agenda

4. What kind of events should be shared? \*

- Groundbreaking ceremonies
- Ribbon-cuttings
- Public engagement opportunities
- Open streets events
- Walk & Bike Month Events

5. Please share any other ideas, concerns or comments: \*

Enter your answer

Submit





## IV.D Presentation and Discussion on the RGV Bike/Ped Events Calendar

---

• *Discussion* • *Action* •



*No action was taken.*



# IV.E Presentation and Discussion on the RGV Bicycle & Pedestrian Counter Data Program Quarterly Update

---

## · Highlights ·

- *Successful importing, quality control checking, and publishing of the October – January permanent counter data.*
- *Utilization of count data for grant applications! Success stories!*
- *Next steps to maintain the counter program network.*

**Introduction/  
Background**

Update/  
Current Status

Action Items/  
Next Steps



Introduction/  
Background

Update/  
Current Status

Action Items/  
Next Steps

• Accessing TxDOT BP | CX Data •

- To view TxDOT BP | CX Data, access the portal at the following link:

[Texas Bicycle and Pedestrian Count Exchange \(BP | CX\)](#)  
— Mobility Division (tamu.edu)

To View the Data:

1. Scroll down to view the map of Texas.
  2. Select the applicable county.
  3. Select the applicable counter location within the county to view the counter's data.
- User settings can be adjusted via a dropdown menu on the screen to display only valid data or to also display data that has been denoted with applicable flags.

Data for each counter, from the date of counter installation until January 18th, 2023, is now available. Data from temporary counters, installed from August 2022 to October 2022, is now available, as well.

The Texas Department of Transportation (TxDOT) is cooperating with other regional and local agencies in Texas to maintain a statewide exchange of bicycle and pedestrian counts.

**TXDOT BICYCLE AND PEDESTRIAN COUNT PROGRAM**

LOGIN TO UPLOAD DATA | BICYCLE AND PEDESTRIAN COUNT RESOURCES | OTHER PEDESTRIAN AND BICYCLIST RESEARCH

The Texas Department of Transportation teamed with TTI to create a system that allows anyone in the state collecting bicycle or pedestrian counts to import, manage, quality review, factor, and share their data with others. The Texas Bicycle and Pedestrian Count Exchange (BP|CX) completes this vision. Use the data visualization below to explore where bicycle and pedestrian counts are taking place in Texas! If you are collecting data and would like to participate in the BP|CX, you may [login to upload data](#).

**Questions?**

Bonnie Sherman, Texas Department of Transportation  
[bonnie.sherman@txdot.gov](mailto:bonnie.sherman@txdot.gov)  
ph. (512) 486-5972

Phil Lasley, Texas A&M Transportation Institute  
[p-lasley@tti.tamu.edu](mailto:p-lasley@tti.tamu.edu)  
ph. (512) 407-1113

Select to view by County or TxDOT District:  
County: [Dropdown]  
Filter by Count Type:  
[All]

There are 112 permanent count and 322 short duration count locations in Texas.

© 2022 Mapbox © OpenStreetMap

Undo | Redo | Revert | Refresh | Pause | Metrics | Share | Download | Full Screen



Introduction/  
Background

**Update/  
Current Status**

Action Items/  
Next Steps

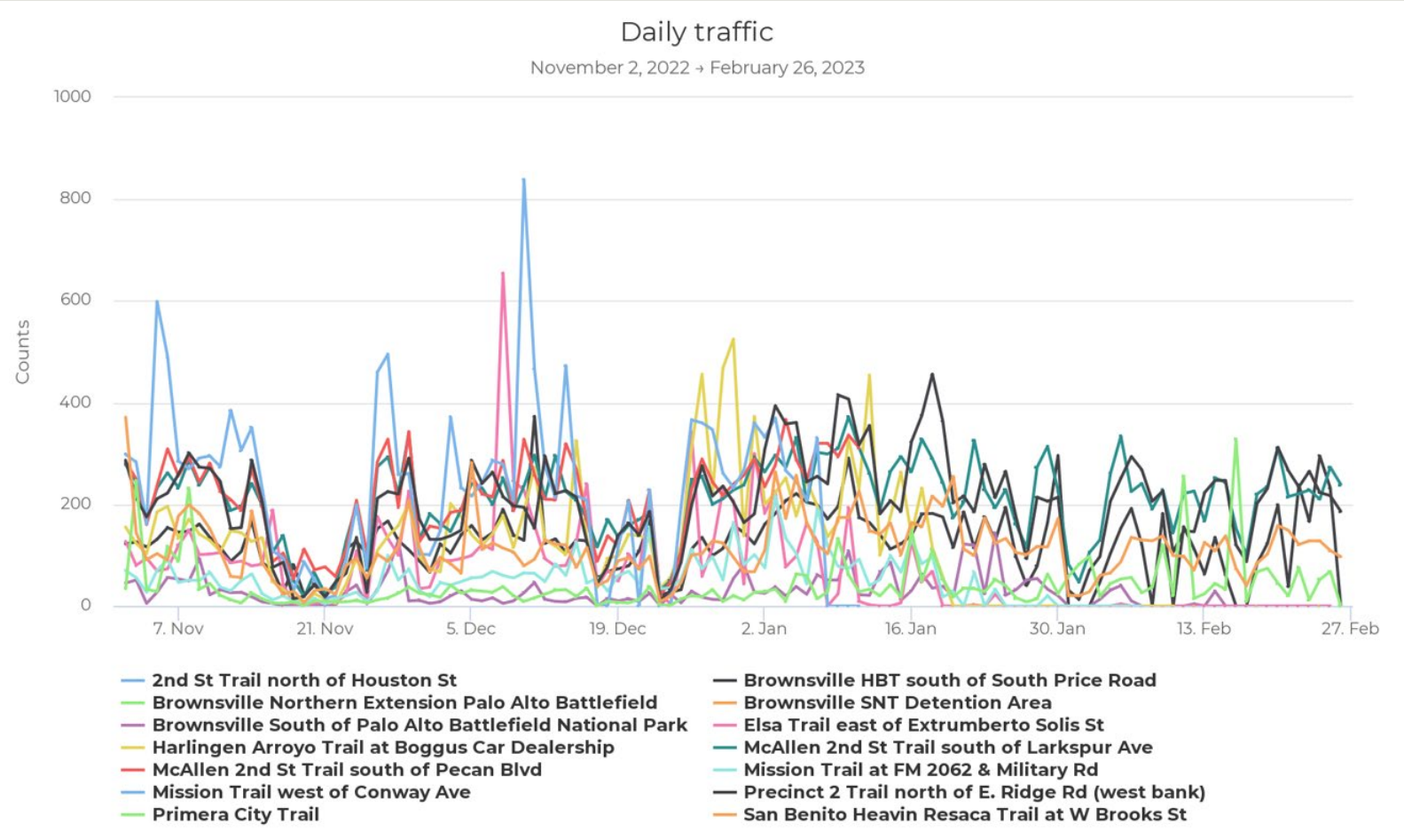
• **BP | CX Statistics** •

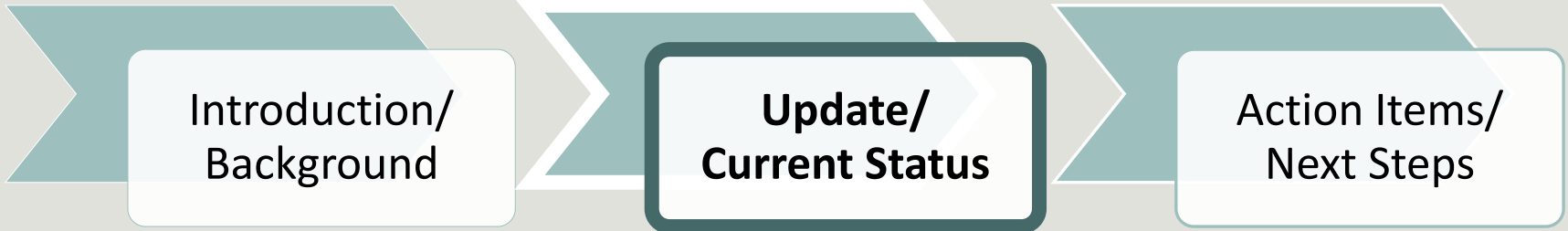
November 2022 – February 2023 Total Average Daily Count: 1,851

July 2022 – October 2022 Total Average Daily Count: 2,678

Approximately a 30% decrease in counts valley-wide in colder months compared to warmer months.

The large blue spikes represent the Mission Hike and Bike Trail, near the entrance to the trail, on days where the City has held 5k races. Outdoor recreational events are likely better attended in the Fall/Winter.





• BP I CX Statistics •

**NOWData - NOAA Online Weather Data** [Enlarge results](#) [Print](#) [✕](#)

**Monthly Mean Avg Temperature for McAllen Area, TX (ThreadEx)**  
Click column heading to sort ascending, click again to sort descending.

Year	Jan	Feb	Mar	Apr	May	Jun	Jul	Aug	Sep	Oct	Nov	Dec	Annual
2022	59.0	57.9	68.7	80.6	84.2	86.5	89.5	88.6	83.7	77.0	66.6	64.3	75.6
2023	67.5	67.2	M	M	M	M	M	M	M	M	M	M	67.4

**NOWData - NOAA Online Weather Data** [Enlarge results](#) [Print](#) [✕](#)

**Monthly Mean Avg Temperature for Brownsville Area, TX (ThreadEx)**  
Click column heading to sort ascending, click again to sort descending.

Year	Jan	Feb	Mar	Apr	May	Jun	Jul	Aug	Sep	Oct	Nov	Dec	Annual
2022	61.8	59.4	68.4	80.1	83.9	86.1	88.0	87.3	83.5	77.3	67.3	64.4	75.6
2023	66.8	65.3	M	M	M	M	M	M	M	M	M	M	66.1

Average McAllen Area temperature, July to October of 2022: 84.7° F  
 Average McAllen Area temperature, November 2022 to February 2023: 66.4° F

Average Brownsville Area temperature, July to October of 2022: 84.0° F  
 Average Brownsville Area temperature, November 2022 to February 2023: 66.0° F



Introduction/  
Background

Update/ Current  
Status

Action Items/  
Next Steps

---

· **Counter Data Utilization** ·

- Please note that **RGVMPO staff have access to advanced counter analytics** which may not be viewable to all entities from the Count Exchange portal. For assistance with data analysis or advanced analytics, feel free to contact Chris Nelson via phone at (956) 683-3481 (ask to be transferred to Chris Nelson at the RGVMPO) or via email at [cnelson@rgvmppo.org](mailto:cnelson@rgvmppo.org).
- Congratulations to the City of Mission, the City of Brownsville, and any other organizations which have already **used Counter Program data in their grant applications!**



Introduction/  
Background

Update/ Current  
Status

Action Items/  
Next Steps

### • Counter Data Next Steps •

- Counters batteries are only expected to last for approximately two years. RGVMPO Staff are monitoring the online transmission of data to ensure the counters are continuing to function properly. RGVMPO staff will notify municipal representatives if the counters are no longer working. Based on most of the counters being installed in the fall of 2021, it is expected that many of the counter batteries will go out by this fall. RGVMPO staff will work with municipal staff to coordinate the replacement of these batteries.
- Thank you to program partners who have taken the time to meet with RGVMPO staff in one-on-one meetings. Stay tuned for future meetings to discuss the program. Meetings are planned to be conducted quarterly.



# IV.E Presentation and Discussion on the RGV Bicycle & Pedestrian Counter Data Program Quarterly Update

---

• *Discussion* • *Action* •



*No action was taken.*





# V. PROJECT UPDATES

---

- *Members are encouraged to share updates on bike/ped projects or programs* •

➤ X



## VI. NEW OR UNFINISHED BUSINESS

---

*• Members are encouraged to bring up ideas and considerations for future meetings, or to inquire about past items/ideas. •*

- PeopleForBikes nationwide campaign [1,000 bike projects](#)



# VII. ADJOURNMENT

---

*· Next Meeting · April 5, 2023 ·*



*Motion to Adjourn: at 11:59 AM*

*Motion By: David Hernandez, V.O.R.B.A.*

*Seconded By: Robert Ordez, Bike/Ped Citizen At-Large (Weslaco Running Club)*