

FULL POLICY BOARD AGENDA
POLICY BOARD MEETING
WEDNESDAY, APRIL 26, 2023 – 1:30 PM
RIO GRANDE VALLEY
METROPOLITAN PLANNING ORGANIZATION (RGVMPO)

Pursuant to Chapter 551, Title 5 of the Texas Government Code, the Texas Open Meeting Act, NOTICE IS HEREBY GIVEN that a meeting of the RGVMPO POLICY BOARD will be held In Person at the LRGVDC Main Campus, 301 W. Railroad Street, Building B, Ken Jones Executive Board Room in Weslaco, TX.

- I. Call To Order
- II. Roll Call
- III. Public Comments – Maybe submitted online or maybe submitted in paper form specifying the matter you wish to address.
- IV. Consent Agenda

1. APPROVAL OF MINUTES: **Page 4**
April 5, 2023

Action Possible Action Information

Presenter: **Judge Eddie Trevino, Jr., Chairman**

Item Summary: Approval of April 5, 2023, Policy meeting minutes.

2. Discussion and action on FY 2023-2026 STIP & 2045 MTP Amendments – May 2023
Quarterly Revision Cycle **Page 9**

Action Possible Action Information

Presenter: **Rudy Zamora Jr., Transportation Planner II**

Item Summary: The Statewide Transportation Improvement Program (STIP) - May 2023 Revision Cycle is upon us. Amendments to both short-range (TIP) & long-range (MTP) planning tables are included within this meeting packet for review & approval. Public involvement is currently underway, and all revisions will be uploaded by April 28th. Final approval by our Policy Board (TPB) is scheduled for April 26, 2023. Staff is available to address questions and/or concerns.

Background: The Statewide TIP is updated quarterly and MPO staff has prepared draft tables for review and approval. Public involvement was scheduled for March 20 - April 20 both virtually and in-person, at four locations region-wide. Revisions are highlighted on our long-range, Metropolitan Transportation Plan (MTP), and notated in red text on our short-range Transit/Highway TIP tables.

3. Continued Discussion on Draft 2024 UTP - Category 7 Funding Allocation and Programming of Projects [Page 127](#)

Action Possible Action Information

Presenter: **Rudy Zamora Jr., Transportation Planner II**

Summary: The Draft 2024 Unified Transportation Program (UTP) planning targets have been shared with TXDOT Districts & MPO staff. Projected totals for all 12 UTP funding categories have been included within members’ meeting packets. Category 7 – Metropolitan Mobility and Rehabilitation funds are listed with a slight increase, from the previous 2023 UTP. A summary and analysis of funding is also included. RGVMP staff is requesting discussion and recommendations for programming Category 7 funds.

Background: This item was presented to the TAC during our last meeting. Members requested updated figures and additional project development & programming information. MPO staff presented updated tables and a summary during the April 5th TPB meeting. TPB members requested a re-evaluation of Category 7 projects funded within FY 2023-2032. Concerns regarding project scoring and project history were expressed, with an emphasis on programming “shovel-ready” projects.

4. Discussion on and Possible Action on the Updated CAT 7 Scoring and Evaluation Form [Page 133](#)

Action Possible Action Information

Presenter: **Fernando Cantu, RGVMP Transportation Planner III**

Summary: The RGVMP is presenting amendments to the current Unified Transportation Program (UTP 10 Year Plan) CAT 7 Project Evaluation Form. After presentation to our Technical Advisory Committee (TAC) it was decided to move forward with a workshop to further discuss amendments and concerns expressed by the committee held on April 17, 2023. Comments and recommendations from TAC committee were collected on April 18, 2023 and the latest project scoring form was produced on April 19, 2023 and sent out to TAC Committee for a project scoring submittal period of April 19, 2023 through May 19, 2023.

Background: Through an iterative discussion, the RGVMP staff and TAC refined a scoring for Category 7 projects to both leverage the technical expertise embodied in the TAC and reference performance criteria and regional goals to provide a robust scoring process for vetting and promoting projects geared to contribute towards targets. This scoring process likewise provides a platform to communicate with project sponsors and decision makers about project implications. The process also investigates what conditions a proposed project is improving and asks the sponsor to reflect on why they are submitting the project being reviewed. The continuity of this process invariably will refine and improve the process by which projects are submitted for consideration as well as the projects themselves. The latest version of the RGVMP Off System Project Evaluation Form is reflective of 3 TAC workshops and TPB approval June 30, 2022.

5. FY2023-2024 Transportation Alternatives Set-Aside Call for Projects **Page 138**

Action Possible Action Information

Presenter: **Eva Garcia, RGVMPD Planner III: Bike Ped Program Coordinator**

Summary: Overview and summary of the FY2023-2024 TASA Call for Projects that is currently open. Deadline for project proposals/applications is May 31, 2023. The RGVMPD has \$9 million available to program for planning and construction projects.

Background: The call for projects opened on March 1, 2023, after several working group meetings and revisions to the competitive process. The RGVMPD Bicycle and Pedestrian Advisory Committee (BPAC) voting members will be evaluating submittals in August. Recommendations for funding projects will be presented to the RGVMPD Technical Advisory Committee (TAC) and Transportation Policy Board (TPB) in September.

II. **RGVMPD EXECUTIVE DIRECTORS' REPORT AND UPDATES**

Action Possible Action Information

Presenter: **Andrew A. Canon, RGVMPD Executive Director** **Page 150**

Item Summary:

III. **STATUS REPORTS**

A. TxDOT Project Status Report **Page 151**

Action Possible Action Information

Presenter: Melba Schaus, TxDOT

B. Cameron County RMA **Page 174**

Action Possible Action Information

Presenter: Eric Davila

C. Hidalgo County RMA **Page 202**

Action Possible Action Information

Presenter: Ramon Navarro

IV. **Other Business (Old or New):** This item provides an opportunity for members to bring items of interest before the group.

V. **Next Meeting:** The next meeting of the RGVMPD Policy Board Meeting is scheduled for **1:30 pm on May 31, 2023, at the Ken Jones Boardroom - Weslaco**

Meeting of the Rio Grande Valley Metropolitan Planning Organization
RGVMPO POLICY BOARD MEETING
Wednesday, April 5, 2023 – 1:30 PM

MINUTES

Presiding: Vice Chairman – Commissioner David L. Fuentes. (Hidalgo County)

I) Call to Order

Vice-Chairman Commissioner David L. Fuentes called the Transportation Policy Board meeting to order at 1:31 P.M, a quorum was established. The TPB Meeting was held in person at the Ken Jones Board Room located at 301 West Railroad Weslaco, Texas with members present.

II) Roll Call

RGVMPO TPB Representatives in attendance were as follows:

Members Present:	
Entity	Individual
Cameron County	Judge Eddie Treviño, Jr. (Chairman) Com. David Garza (Alternate) - PRESENT
Hidalgo County	Comm. David L. Fuentes (Vice-Chairman) PRESENT Comm. Ellie Torres (Alternate)
Starr County	Judge Eloy Vera (Designee) Reyna Guerra Proxy – PRESENT
City of Brownsville	Mayor Trey Mendez (Designee) PRESENT Nurith Galonsky-Pinana (Alternate)
City of Edinburg	Mayor Ramiro Garza (Designee) - PRESENT Comm. Daniel “Dan” Diaz (Alternate)
City of Harlingen	Mayor Norma Sepulveda (Designee) – PRESENT Gabriel Gonzalez (Alternate)
City of McAllen	Mayor Javier Villalobos (Designee) Roel “Roy” Rodriguez (Alternate) – PRESENT
City of Mission	Mayor Norie Gonzalez Garza (Designee) – PRESENT Comm. Jessica Ortega- Ochoa (Alternate)
City of Pharr	Mayor Ambrosio “Amos” Hernandez (Designee) Comm. Daniel Chavez (Alternate) – PRESENT
City of San Benito	Mayor Ricardo “Rick” Guerra (Designee) ABSENT Manuel De La Rosa (Alternate)
Cameron County RMA	Frank Parker, Jr. (Designee) – PRESENT Arturo A. Nelson (Alternate)
Hidalgo County RMA	S. David Deanda Jr. (Designee) – PRESENT Ramon Navarro, V. (Proxy)
Valley Metro	Rick Guerra (Designee) - PRESENT Nancy Sanchez (Alternate)
TxDOT Pharr District	Pedro “Pete” Alvarez (Designee) - PRESENT Rex A. Costley (Alternate)
EX-OFFICIO	
RGV Partnership	Daniel Silva
LRGVDC	Manuel Cruz
GUEST	
Others Present:	
RGVMPO	Andrew Canon
RGVMPO	Staff

III) PUBLIC COMMENT

None

IV) **CONSENT AGENDA**

1. Approval of Minutes

Consideration and Action to Approve the Minutes of March 1, 2023

Judge Trevino Chairman (Cameron County) asked if there were any corrections to the Policy minutes of March 1, 2023.

No corrections were noted to the minutes of March 1, 2023. Motion to approve was made by Starr County Reyna Guerra and was seconded by TxDOT Pedro "Pete" Alvarez. The item was unanimously approved.

2. Discussion on Draft 2024 UTP Allocation for Category 7 Funding

Rudy Zamora Jr. presented the Draft 2024 Unified Transportation Program (UTP) planning targets shared with TxDOT Districts & MPO staff. Mr. Zamora also highlighted that Category 7 – Metropolitan Mobility and Rehabilitation funds are listed with a slight increase over a ten-year span. As Mr. Zamora reviewed the Programming CAT 7 summary chart, he pointed out that the negative 76.66M is based off the 2024 draft UTP allocation and the total approved funding. Mr. Zamora reviewed the numbers on the summary chart and conveyed that the negative balance is an unobligated amount.

Mr. Zamora asked for any questions or comments before proceeding to the next page.

TxDOT's Pedro "Pete" Alvarez commented that he wanted to be clear that the number in the green represents projects that are in the mill but are not quite ready for letting, therefore a federal approval has not been received. At this point Mr. Zamora confirmed the comment.

Mayor of Edinburg Ramiro Garza asked if the negative balance is something normal/customary based on the allocation of the funds. Mr. Zamora provided a comparison between the previous year and the current year and a review of how the resulting negative 76.66M.

Andrew Canon added to the answer to Mayor Ramiro Garza's question stating that during his tenure he does not remember caring about such a large negative balance in category 7, it was the case in category 2 without RMA's.

TxDOT's Pedro "Pete" Alvarez asked to confirm that we are overprogrammed, once all this gets approved, we are overprogrammed seventy-six point six six million. Andrew Canon agreed but also informed that there is an allocation in year 2032 and the board can approve to allocate the projects and that will bring up the negative balance to 100 million. He added the board can approve the negative balance and move forward without any problems, but where it becomes a problematic is that as we start to advance projects to our TIP years, we have projects would want to move in the TIP that have no real money identified with them because they were brought in and carried a negative balance. And that's where MPO staff is a little perplexed about what would be done as we get closer in the years to those projects. Andrew Canon summarized the problem by stating that we can allocate the year 2032 by taking 30 million dollars and place them in one or two projects without any problems. But as we advance, there's not actually any money in there because we are carrying a negative balance in the checkbook. So, we would not be able to move it to the TIP years for the advancements of projects and federal highways would not our TIP as those projects advance.

TxDOT's Pedro "Pete" Alvarez restated that we are over programmed we need to figure out a way to make sure that we get closer to the actual amount available.

Andrew Canon reminded the board that part of the negative balance is what the board approved to be allocated to Harlingen San Benito area and its now 17 million dollars agreed under spend not because San Benito Doesn't have any projects at moment ready to go forward. Meetings with Harlingen and San Benito have been done and we know that there are projects that are going to be coming up in the works but once they get projects ready, that's their suballocation by sub region of funding that we need to keep them holding the policy board las year when we did this, we agreed that we would do that. Therefore, that is seventeen million dollars which is part of the negative balance.

Vice Chairman Commissioner David L. Fuentes commented that everyone agrees that it is a large negative number, and it continues to grow. He added that everyone can agree that we need to get projects shovel ready as quickly as possible or at least get them to letting. And part of making things happen is the quarterly updates, which is an accountability mechanism for releasing money as we see projects advancing or not advancing. He reiterated that the obligation of the board is to get the projects shovel ready and obligated to prevent the negative number from continuing growing. Furthermore, he added that we need to look at the scoring prospective because some grading numbers need to be a little

bit different for the purpose of accomplishments and milestones within project development. He added that that the scoring needs to be looked at with a fresh set of eyes to make sure that the assessments and ranking make sense. Vice Chairman Fuentes provided his own two examples. Two projects that are close to shovel ready, with AFA's, ROW assignment, a land that's getting purchased and the scoring is in the 30s. He should not be graded that low if he's a couple of years away from construction.

Vice Chairman Fuentes concluded that he wants to make sure that everyone agrees that the scoring and the metrics make sense so that the funds can be assigned properly. Consequently no one should be overly concerned if the funds are taken away when the projects are not being advanced. Regardless of leadership in the board and the local government changing we need to continue to advance projects otherwise it would be in a tough situation in the next legislative session.

Cameron County Commissioner David A. Garza asked about the impact of inflation on the projects contributing to the 76 million negative number, and if it is viable to continue with these projects. Andrew Canon addressed the question of inflationary rate stating that the MPO has an inflation rate that is put onto the projects that are compounded for the projects that are outside of the four-year window, and that inflationary rate has not kept up with real world measures and the MPO is mindful of it and always ready to find additional fundings when possible and feasible. But when the Budget is set as it is, it gives a little credence to why the policy board adopted a resolution that said, once a category 7 allocation is granted, it holds at that number. And part of that was to help motivate, when possible, some advancement of projects so that those external forces did not inflate the project so much that it became unreasonable for local government.

City of McAllen Mayor Roel Rodriguez asked if we could confirm that there is not enough money for upcoming projects and how did the MPO ended up with a negative balance. Andrew Canon explained that some projects have been in the book as far back as 2019 that have not let and one of the factors affecting the negative balance started that there was already a negative balance approved by policy board before the current cycle started. Mr. Canon went ahead and reviewed the numbers on some of the projects that led to the current situation.

A conversation between Andrew Canon, Cameron County Commissioner Fuentes, TxDOT's Pedro "Pete" Alvarez, City of Edinburg Mayor Ramiro Garza, and Vice-Chairman David L Fuentes about the importance of advancing projects, spending funds, and the importance of the Policy Board doing/implementing something to move projects and or money as necessary. Additionally, agreeing that it is important to identify projects that are ready to go and relocate funding.

Vice Chairman confirmed that the item is only for informational purposes only and restated to the board the importance of relocating funds according to what would work or what the community needs.

TxDOT's Pete Alvarez reminded the board about the upcoming workshops to continue the process on the final decisions about projects. Andrew Canon provided an update on the Workshop status and schedule. Rudy Zamora noted that the MPO is currently under public involvement for the May quarterly revision cycle and there is the long range MTP on the website available for review as well as the short-range TIP. Mr. Zamora also provided a review of the latest public involvement events and schedule. He added that the UTP would be adopted in August and that there would be an August revision cycle.

After no additional questions or comments were presented Chairman Judge Trevino introduced item 3.

3. Local Transportation Planning Project

Fernando Cantu provided an update on calling for local transportation planning project. He highlighted that the deadline for the submittals was April 21, 2023, and since then 3 submittals were received

Project	Organization	Local Contribution	MPO Contribution
Weslaco SW Loop Planning Corridor/ Alignment Study	Hidalgo County Pct.1 / City of Weslaco	\$62,500	\$187,500
Metropolitan Transportation Plan 2024-2050	RGVMPO		\$300,000
RGVMPO Passenger Rail Study	RGVMPO		\$250,000

Vice-Chairman asked about the total budget amount for the project. Mr. Cantu informed the board that it's an estimate of 700 to a million.

Vice-Chairman also asked about the deadline, Mr. Cantu advised that the deadline was April 1st and he provided a status of the current status of the process which will lead to the final approval by the board in June or July, 2023.

After no additional questions or comments were presented Chairman Judge Trevino introduced item 3.

4. Discussion of IJA Infrastructure BIL and grants submitted by the RGMPO.

Javier Dominguez provided a presentation on the four grants that were submitted by the RGVMPPO during the funding period. Mr. Dominguez reviewed the grants awarded, not awarded and the ones pending.

Awarded

Texas Federal Land Access Program (TX FLAP)

Safe Streets and Roads for All (SS4A)

Reconnecting Communities- Not Awarded

Pending

Strengthening Mobility and Revolutionizing Transportation

Areas of Persistent Poverty

Javier Dominguez thanked everyone that assisted and supported him and the MPO.

Mr. Dominguez provided the board with details about the Climate Pollution Reduction Grants (CPRG). He highlighted that the deadline to submit a letter of intent is April 28, 2023, and the deadline to apply is towards the end of May. He added that if no one within Hidalgo County applies the money would be relocated to outside of the valley. He added that there are 3 deliverables due in the next 4 years. A Priority Climate Action Plan expected by March 2024, A Climate Action Plan expected in March 2025 and an update on both by 2027.

Vice Chairman asked about who was included in that MSA, Mr. Dominguez confirmed that is McAllen, Mission, and Edinburg.

Andrew Canon asked about the deadline to submit, and Mr. Dominguez confirmed that it is by April 28th.

Cameron County Commissioner David A. Garza asked about examples of what types of projects qualify for these types of funding. Mr. Dominguez stated that it could be traffic signalization and electrification.

After no additional questions or comments were presented Chairman Judge Trevino introduced item 5.

5. Border Master Plan

Item tabled-no action required.

V) Executive Session at 2:17

A. Personnel Matters Pursuant to Section 551-074 (1) to Deliberate the Appointment, Employment, Evaluation, Reassignment, Duties, Discipline, or Dismissal of a Public Officer or Employee

Motion to proceed to executive session made by City of Pharr's mayor Ambrosio Hernandez and was seconded by Starr County Reyna Guerra.

Motion to reconvene into Open Session was made by City of Mission's mayor Norie Gonzalez Garza and was seconded by San Benito's mayor Ricardo "Rick" Guerra.

B. Reconvene into Open Session for **NO ACTION** for Executive Session as Described above.

Reconvene into open session at 3:40PM

VI) RGVMPD Executive Director's Report and Updates

Andrew Cano confirmed that there is nothing critical that needs to be discussed in his report.

No action required.

VII) Status Report – Vice-Chairman Commissioner David L Fuentes informed the board that the status reports would not be presented at this time. He added that if anyone has any questions and if anyone has any questions to reach out to staff accordingly.

VIII) New or Unfinished Business

City of Edinburg Mayor Ramiro Garza Jr. invited everyone to the opening ceremony to the inauguration of a Vietnam Memorial Wall Replica taking place April 20th at Ebony Heights. Invites will be sent out to all board members.

LRGVDC , Manuel Ruiz informed the board about the first COG retreat taking place from May 23rd to May 24th. More details will be send out.

IX) ADJOURNMENT

There being no further business to come before the RGVMPD TPB Members, Vice-Chairman commissioner David Fuentes called for a motion to adjourn. The motion was done by City of Mission's mayor Norie Gonzalez Garza and second by TxDot Pharr District Engineer Pedro "Pete" Alvarez. Motion carried unanimously.

ATTEST: _____
RGVMPD POLICY COMMITTEE
(TPB) VICE CHAIRMAN



RIO GRANDE VALLEY METROPOLITAN PLANNING ORGANIZATION

**617 WEST UNIVERSITY DRIVE
EDINBURG, TX 78539
(956) 682-3481**

PLANNING PARTNERS:

**Judge Eddie Treviño, Jr.
Chairman
Cameron County**

**Commissioner David L Fuentes
Vice Chairman
Hidalgo County**

City of Brownsville

City of Edinburg

City of Harlingen

City of McAllen

City of Mission

City of Pharr

City of San Benito

Cameron County

Hidalgo County

Starr County

Cameron County RMA

Hidalgo County RMA

TxDOT (Pharr District)

Valley Metro

Brownsville Metro

McAllen Metro

Port of Brownsville

Port of Harlingen

Port Isabel – San Benito Nav. Dist.

Cameron Co Spaceport Dev Corp

STAFF

**Andrew A. Canon
Executive Director**

**Luis M. Diaz
Assistant Director**

EX-OFFICIO:

**Rio Grande Valley Partnership
LRGVDC**

RE: TPB Agenda Item #2 – Discussion and Action on FY 2023-2026 STIP & 2045 MTP Amendments – May 2023 Quarterly Revision Cycle

Greetings Policy Board Members,

The Statewide Transportation Improvement Program (STIP) - May 2023 Revision Cycle is upon us. Amendments to both short-range (TIP) & long-range (MTP) planning tables are included within this meeting packet for review & approval. Public involvement has concluded, and all revisions will be uploaded by April 28th. Final approval by our Policy Board (TPB) is scheduled for April 26, 2023.

Thank you for your time and consideration. MPO staff is available for further discussion.

Respectfully,

Rudy Zamora Jr.
RGVMPO Transportation Planner II



Summary Sheet for FY 2023-2026 TIP Amendment #2
& 2045 MTP Amendment #8

Highway Projects

-FY 2024-

City of Pharr

0921-02-424 – Pharr Bridge (Dock Ph. 1 Dry) - Adding \$4 M in Rider 11-B funds & Updating Cost
– *Recommendation from TXDOT: possibly add CAT 10 (CRP) funds to 0921-02-423 during August Revision cycle*

TXDOT

0528-01-118 – SH 107 (Conway) – Correct Limits to reflect SH 495 to FM 1924 (Mile 3 N)

-FY 2025-

0255-06-069 – US 281 – Correct Limits to reflect 3.9 Mi. N. of SH 186 to SH 186

Transit Projects

-FY 2023-

Valley Metro

HCVM-079 – Operating w/ Local Match - Adding project to FY 2023

Metro McAllen

HCMM-044 – Training – Revised Apportionment Year

HCMM-045 - Marketing – Deleted Project

HCMM-055 – Park and Ride South – Revised Apportionment Funding, Project has Let

HCMM-062 – Planning-Bus Rapid Transit – Deleted Project
HCMM-063 – Land Acquisition-Bus Rapid Transit – Deleted Project
HCMM-064 – Shop equipment – Deleted Project
HCMM-065 – Consulting-Bus Rapid Transit – Deleted Project
HCMM-066 – Security Cameras – Deleted Project
HCMM-050 – Operating Assistance – Revised Appn. Yr. & Funding
HCMM-051 – Preventative Maintenance – Revised Appn. Yr. & Funding
HCMM-075 – Purchased Transportation – Added Project
HCMM-076 – Paratransit - Added Project

CAT 9 - TASA Projects

Administrative Modifications were made to Grouped TASA Projects and reflected on the RGVMPO MTP Table:

*LC: Local Contribution

-FY 2023-

0921-06-326 - Mesquite St. – Limits revised
0921-06-327 - Las Palmas – Moved from FY 2025
0921-06-325 - North H.S. Park Conn. – Revised Cost & LC funds
0921-02-431 - Jackson Rd. Hike & Bike, Ph. II – Revised limits, cost, & LC funds

-FY 2024-

0921-06-349 - Arroyo Colorado Trail, Ph. III – Revised Cost
0921-02-496 - Bridge St. – Revised Cost & LC funds

-FY 2025-

0921-06-351 - Bejarano-McFarland Trail – Moved from FY 2024
0921-06-350 - West Rail Trail – Amenities phase, Moved from FY 2024
0921-02-497 - Freddy Gonzalez Trail – Moved from FY 2024, Revised Cost & Funds
0921-02-495 – City of Elsa, Getting Connected – Moved from FY 2024 & Revised Funding

Statewide TASA Projects added:

FY 2024: 0921-06-348 – Robertson Rd. (Rio Hondo Sidewalk Project)

FY 2025: 0921-06-353/354 – Park Road (PR) 100 – Bicycle Infrastructure Improvements

STIP Revision: May 2023



May 2023 Revision Timeline (if Federal approval of February Revision on April 18)		
Open May Revision	April 19, 2023	Day after February approved
All projects must be finalized in the eSTIP portal	April 28	Gives Districts and MPOs 8 days
TPP check TIPs and prepare TxDOT website	April 28 – May 11	14 days for TPP to review
TX Register Notice posted	May 12	Starts 30 public comment period
Public Hearing held week of	May 30	15+ days after TX Register posting
Public comment period ends week of	June 12	Comment period ends at COB
Earliest date for FHWA / FTA approval	June 13	First day FHWA / FTA could approve
Earliest date for opening May Revision	June 14	Open August Revision

RGVMPO REGIONAL FINANCIAL SUMMARY
FY 2023 - 2026 Transportation Improvement Program - Amendment 2

Funding by Category

Adopted: Pending

		FY 2023		FY 2024		FY 2025		FY 2026		Total FY 2023 - 2026	
Funding Category	Description	Programmed	Authorized	Programmed	Authorized	Programmed	Authorized	Programmed	Authorized	Programmed	Authorized
1	Preventive Maintenance and Rehabilitation			\$2,582,409	\$2,582,409			\$3,281,601	\$3,281,601	\$5,864,010	\$5,864,010
2M or 2U	Urban Area (Non- TMA) Corridor Projects	\$18,962,837	\$18,962,837	\$124,956,115	\$124,956,115	\$39,474,559	\$39,474,559	\$60,193,134	\$60,193,134	\$243,586,645	\$243,586,645
3	Non-Traditionally Funded Transportation Project	\$24,411,301	\$24,411,301	\$177,882,343	\$177,882,343	\$121,991,443	\$121,991,443	\$173,128,320	\$173,128,320	\$497,413,407	\$497,413,407
3DB	Design Build (DB)										
4	Urban and Regional Connectivity			\$13,101,240	\$13,101,240	\$144,823,810	\$144,823,810			\$157,925,050	\$157,925,050
5	CMAQ										
6	Structures - Bridge										
7	Metro Mobility & Rehab	\$58,112,045	\$58,112,045	\$44,245,968	\$44,245,968	\$37,917,689	\$37,917,689	\$55,542,398	\$55,542,398	\$195,818,100	\$195,818,100
8	Safety										
9	TAP Set-Aside Program										
10	Supplemental Transportation	\$2,686,011	\$2,686,011			\$1,186,736	\$1,186,736			\$3,872,747	\$3,872,747
10 CBI	Corridor Border	\$3,465,955	\$3,465,955							\$3,465,955	\$3,465,955
11	District Discretionary			\$3,894,456	\$3,894,456			\$53,164,640	\$53,164,640	\$57,059,096	\$57,059,096
Rider 11	Energy Sector			\$36,315,582	\$36,315,582					\$36,315,582	\$36,315,582
12	Texas Clear Lanes										
12	Strategic Priority	\$400,000	\$400,000			\$74,604,757	\$74,604,757	\$174,148,412	\$174,148,412	\$249,153,169	\$249,153,169
Total		\$108,038,149	\$108,038,149	\$402,978,113	\$402,978,113	\$419,998,994	\$419,998,994	\$519,458,505	\$519,458,505	\$1,450,473,761	\$1,450,473,761

Funding Participation Source

Source	FY 2023	FY 2024	FY 2025	FY 2026	Total FY 23-26
Federal	\$54,540,521	\$181,459,333	\$238,608,674	\$109,268,436	\$583,876,963
State	\$17,279,049	\$37,169,960	\$51,880,772	\$225,953,269	\$332,283,051
Local Match	\$11,807,278	\$6,466,477	\$7,518,105	\$11,108,480	\$36,900,340
CAT 3 - Local Contributions (LC)	\$24,411,301	\$177,882,343	\$121,991,443	\$173,128,320	\$497,413,407
Total	\$108,038,149	\$402,978,113	\$419,998,994	\$519,458,505	\$1,450,473,761

Annotations

- *Local Match should be a percent of participation on a specific category of funding except non-traditional funding.
- The TIP financial summary should be a total of all projects currently within your TIP, excluding grouped projects.
- You can add / delete funding source rows as needed.
- All non-traditional programmed amount should equal all non-traditional (CAT 3) funding source amounts



Brownsville Area - RGV MPO
FY 2023 - 2026 Transportation Improvement Program

Funding by Category

Adopted: Pending

Funding Category	Description	FY 2023		FY 2024		FY 2025		FY 2026		Total FY 2023-2026	
		Programmed	Authorized	Programmed	Authorized	Programmed	Authorized	Programmed	Authorized	Programmed	Authorized
1	Preventive Maintenance and Rehabilitation										
2M or 2U	Urban Area (Non-TMA) Corridor Projects							\$14,000,000	\$14,000,000	\$14,000,000	\$14,000,000
3	Non-Traditionally Funded Transportation Project	\$4,975,000	\$4,975,000	\$33,465,569	\$33,465,569	\$110,107,092	\$110,107,092	\$9,468,946	\$9,468,946	\$158,016,607	\$158,016,607
4	Urban and Regional Connectivity										
5	CMAQ										
6	Structures - Bridge										
7	Metro Mobility & Rehab	\$23,203,770	\$23,203,770			\$1,813,130	\$1,813,130	\$5,284,868	\$5,284,868	\$30,301,768	\$30,301,768
8	Safety										
9	TAP Set-Aside Program										
10	Supplemental Transportation										
10 CBI	Corridor Border										
11	District Discretionary										
Rider 11	Energy Sector										
12	Strategic Priority					\$7,471,188	\$7,471,188			\$7,471,188	
Total		\$28,178,770	\$28,178,770	\$33,465,569	\$33,465,569	\$119,391,410	\$119,391,410	\$28,753,814	\$28,753,814	\$209,789,563	\$209,789,563

Funding Participation Source

Source	FY 2023	FY 2024	FY 2025	FY 2026	Total FY 23-26
Federal	\$18,995,350		\$7,427,454	\$15,427,894	\$41,850,698
State			\$1,494,238	\$2,800,000	\$4,294,238
Local Match	\$4,208,420		\$362,626	\$1,056,974	\$5,628,020
CAT 3 - Local Contributions (LC)	\$4,975,000	\$33,465,569	\$110,107,092	\$9,468,946	\$158,016,607
Total	\$28,178,770	\$33,465,569	\$119,391,410	\$28,753,814	\$209,789,563

Annotations

- *Local Match should be a percent of participation on a specific category of funding except non-traditional funding.
- The TIP financial summary should be a total of all projects currently within your TIP, excluding grouped projects.
- You can add / delete funding source rows as needed.
- All non-traditional programmed amount should equal all non-traditional (CAT 3) funding source amounts

Brownsville Area - RGV MPO
 FY 2023-2026 Transportation Improvement Program
 Pharr District Projects
 FY 2023

DISTRICT	COUNTY	CSJ	HWY	PHASE	CITY	PROJECT SPONSOR	YOE COST
Pharr	Cameron	0921-06-292	CS	PE	Los Fresnos	CCRMA	\$380,300
LIMITS FROM:		On Whipple Rd, from FM 1575				REVISION DATE:	5/1/2023
LIMITS TO:		FM 1847				MPO PROJ NUMBER:	BMPO-E5
PROJECT DESCRIPTION:		Widening of Existing Roadway to include Continuous Left Turn Lane				FUNDING CAT(S):	7
REMARKS					PROJECT HISTORY:		
P7:					Admin - CAT 7 Funds transferred to CONST phase		

TOTAL PROJECT COST INFORMATION			AUTHORIZED FUNDING BY CATEGORY/SHARE					
		COST OF APPROVED PHASES:	FEDERAL	STATE	LOCAL	LC	TOTAL	
PRELIM ENG:	\$278,677							
ROW PURCHASE:	\$0		\$222,942		\$55,735		\$278,677	
CONST COST:	\$6,399,646							
CONST ENG:	\$440,000	\$380,300						
CONTING:	\$260,000							
POT CHG ORDER:								
IND COSTS:	\$260,000							
BND FINANCING:	\$0							
TOTAL PROJECT COST:	\$7,638,323		TOTALS	\$222,942	\$0	\$55,735	\$0	\$278,677

Performance Measures	
PM 1: Safety	✓
PM 2: Pavement Conditions	
PM 3: System Performance	

DISTRICT	COUNTY	CSJ	HWY	PHASE	CITY	PROJECT SPONSOR	YOE COST
PHARR	CAMERON	0921-06-315	CS	PE	BROWNSVILLE	CCRMA	\$3,875,000
LIMITS FROM:		ON EAST LOOP FROM I-69E				REVISION DATE:	5/1/2023
LIMITS TO:		SH 4				MPO PROJ NUMBER:	BMPO-E4
PROJECT DESCRIPTION:		CONSTRUCTION OF 4 TO 6 LANE ROADWAY PARTIALLY ON NEW LOCATION				FUNDING CAT(S):	3 LC
REMARKS					PROJECT HISTORY:		
P7:							

TOTAL PROJECT COST INFORMATION			AUTHORIZED FUNDING BY CATEGORY/SHARE					
		COST OF APPROVED PHASES:	FEDERAL	STATE	LOCAL	LC	TOTAL	
PRELIM ENG:	\$3,875,000							
ROW PURCHASE:	\$5,600,000					\$3,875,000	\$3,875,000	
CONST COST:	\$113,405,678							
CONST ENG:	\$4,831,833	\$3,875,000						
CONTING:	\$4,900,000							
IND COSTS:								
BND FINANCING:								
POT CHG ORDER:								
TOTAL PROJECT COST:	\$132,612,511		TOTALS	\$0	\$0	\$0	\$3,875,000	\$3,875,000

Performance Measures	
PM 1: Safety	
PM 2: Pavement Conditions	
PM 3: System Performance	

Brownsville Area - RGV MPO
 FY 2023-2026 Transportation Improvement Program
 Pharr District Projects
 FY 2023

DISTRICT	COUNTY	CSJ	HWY	PHASE	CITY	PROJECT SPONSOR	YOE COST
PHARR	CAMERON	0684-01-068	SH 550	C, E	BROWNSVILLE	CCRMA	\$22,925,093
LIMITS FROM:		0.203 MI S OF FM 1847				REVISION DATE:	5/1/2023
LIMITS TO:		1.13 MI SE OF UPRR OVRPSS FM 3248				MPO PROJ NUMBER:	BMPO-CCR1
PROJECT DESCRIPTION:		CONSTRUCT CONTROLLED ACCESS TOLLED FACILITY				FUNDING CAT(S):	CAT 7, CRRSAA
REMARKS P7:		E= Preliminary and Construction Engineering *(CRRSAA) - Coronavirus Response and Relief Supplemental Appropriations Act				PROJECT HISTORY:	

TOTAL PROJECT COST INFORMATION			AUTHORIZED FUNDING BY CATEGORY/SHARE					
				FEDERAL	STATE	LOCAL	LC	TOTAL
PRELIM ENG:	\$1,000,000	COST OF APPROVED PHASES:	CAT 7	\$16,610,740		\$4,152,685		\$20,763,425
ROW PURCHASE:	\$0		CAT 7 (CRRSAA)	\$2,161,668				\$2,161,668
CONST COST:	\$21,293,590							
CONST ENG:	\$1,631,503							
CONTING:	\$743,425							
IND COSTS:	\$0							
BND FINANCING:	\$0							
POT CHG ORDER:	\$0							
TOTAL PROJECT COST:	\$24,668,518	TOTALS		\$18,772,408	\$0	\$4,152,685	\$0	\$22,925,093

Performance Measures	
PM 1: Safety	
PM 2: Pavement Conditions	
PM 3: System Performance	

DISTRICT	COUNTY	CSJ	HWY	PHASE	CITY	PROJECT SPONSOR	YOE COST
PHARR	CAMERON	0921-06-290	CS	E	BROWNSVILLE	CAMERON COUNTY	\$1,100,000
LIMITS FROM:		ON OLD ALICE ROAD, FROM Sports Park Blvd				REVISION DATE:	5/1/2023
LIMITS TO:		SH 100				MPO PROJ NUMBER:	BMPO-E2
PROJECT DESCRIPTION:		WIDEN FROM 2 LANE TO 4 LANE URBAN ROADWAY				FUNDING CAT(S):	CAT 3LC
REMARKS P7:		E= PRELIMINARY ENGINEERING TRANSPORTATION DEVELOPMENT CREDITS (TDC) TO BE APPLIED FOR ALL NON FEDERAL PARTICIPATION				PROJECT HISTORY:	

TOTAL PROJECT COST INFORMATION			AUTHORIZED FUNDING BY CATEGORY/SHARE					
				FEDERAL	STATE	LOCAL	LC	TOTAL
PRELIM ENG:	\$1,100,000	COST OF APPROVED PHASES:	CAT 3 LC				\$1,100,000	\$1,100,000
ROW PURCHASE:	\$0							
CONST COST:	\$20,902,028							
CONST ENG:	\$1,650,000		\$1,100,000					
CONTING:	\$839,814							
IND COSTS:	\$0							
BND FINANCING:	\$0							
POT CHG ORDER:	\$0							
TOTAL PROJECT COST:	\$24,491,842	TOTALS		\$0	\$0	\$0	\$1,100,000	\$1,100,000

Performance Measures	
PM 1: Safety	
PM 2: Pavement Conditions	
PM 3: System Performance	

Brownsville Area - RGV MPO
 FY 2023-2026 Transportation Improvement Program
 Pharr District Projects
 FY 2024

DISTRICT	COUNTY	CSJ	HWY	PHASE	CITY	PROJECT SPONSOR	YOE COST
PHARR	CAMERON	0921-06-163	CS	PE, R	South Padre Island	CCRMA	\$20,600,000
LIMITS FROM:		On SPI 2nd Access, from SH 100, across the Laguna Madre				REVISION DATE:	5/1/2023
LIMITS TO:		PR 100				MPO PROJ NUMBER:	BMPO-SPI2
PROJECT DESCRIPTION:		Constructing New Causeway at New Location				FUNDING CAT(S):	3LC
REMARKS P7:		PROJECT HISTORY:					

TOTAL PROJECT COST INFORMATION			AUTHORIZED FUNDING BY CATEGORY/SHARE						
				FEDERAL	STATE	LOCAL	LC	TOTAL	
PRELIM ENG:	\$15,000,000	COST OF APPROVED PHASES:	CAT 3 LC						
ROW PURCHASE:	\$5,600,000							\$20,600,000	\$20,600,000
CONST COST:	\$448,000,000								
CONST ENG:	\$18,000,000			\$20,600,000					
CONTING:									
IND COSTS:									
POT CHG ORDER:									
BND FINANCING:	\$0								
TOTAL PROJECT COST:	\$486,600,000		TOTALS	\$0		\$0	\$20,600,000	\$20,600,000	

Performance Measures	
PM 1: Safety	✓
PM 2: Pavement Conditions	
PM 3: System Performance	

DISTRICT	COUNTY	CSJ	HWY	PHASE	CITY	PROJECT SPONSOR	YOE COST
PHARR	CAMERON	0921-06-340	CS	E,C,CE	BROWNSVILLE	CCRMA	\$7,265,569
LIMITS FROM:		On West Blvd., from FM 3248 (Alton Gloor)				REVISION DATE:	5/1/2023
LIMITS TO:		FM 802 (Ruben Torres Blvd.)				MPO PROJ NUMBER:	BMPO-WBL
PROJECT DESCRIPTION:		Roadway/Trail Construction phase of multimodal corridor				FUNDING CAT(S):	3LC
REMARKS P7:		PROJECT HISTORY:					

TOTAL PROJECT COST INFORMATION			AUTHORIZED FUNDING BY CATEGORY/SHARE						
				FEDERAL	STATE	LOCAL	LC	TOTAL	
PRELIM ENG:	\$312,566	COST OF APPROVED PHASES:	CAT 3 LC						
ROW PURCHASE:	\$6,634,058							\$7,265,569	\$7,265,569
CONST COST:	\$318,945			\$7,265,569					
CONST ENG:	\$414,629								
CONTING:									
IND COSTS:									
POT CHG ORDER:									
BND FINANCING:	\$0								
TOTAL PROJECT COST:	\$7,680,198		TOTALS:			\$7,265,569	\$7,265,569		

Performance Measures	
PM 1: Safety	
PM 2: Pavement Conditions	
PM 3: System Performance	

PHASE: C = CONSTRUCTION, E = ENGINEERING, R = ROW, T = TRANSFER

* FUNDING NOT FIXED

Brownsville Area - RGV MPO
 FY 2023-2026 Transportation Improvement Program
 Pharr District Projects
 FY 2024

DISTRICT	COUNTY	CSJ	HWY	PHASE	CITY	PROJECT SPONSOR	YOE COST
PHARR	CAMERON	0921-06-315	CS	R	BROWNSVILLE	CCRMA	\$5,600,000
LIMITS FROM:		ON EAST LOOP FROM I-69E				REVISION DATE:	5/1/2023
LIMITS TO:		SH 4				MPO PROJ NUMBER:	BMPO-E4
PROJECT DESCRIPTION:		CONSTRUCTION OF 4 TO 6 LANE ROADWAY PARTIALLY ON NEW LOCATION				FUNDING CAT(S):	3 LC
REMARKS P7:					PROJECT HISTORY:		

TOTAL PROJECT COST INFORMATION			AUTHORIZED FUNDING BY CATEGORY/SHARE					
				FEDERAL	STATE	LOCAL	LC	TOTAL
PRELIM ENG:	\$3,875,000	COST OF APPROVED PHASES: \$5,600,000	CAT 3 LC					
ROW PURCHASE:	\$5,600,000						\$5,600,000	\$5,600,000
CONST COST:	\$113,405,678							
CONST ENG:	\$4,831,833							
CONTING:	\$4,900,000							
IND COSTS:								
BND FINANCING:								
POT CHG ORDER:								
TOTAL PROJECT COST:	\$132,612,511		TOTALS	\$0	\$0	\$0	\$5,600,000	\$5,600,000

Performance Measures	
PM 1: Safety	
PM 2: Pavement Conditions	
PM 3: System Performance	

PHASE: C = CONSTRUCTION, E = ENGINEERING, R = ROW, T = TRANSFER

* FUNDING NOT FIXED

Brownsville Area - RGV MPO
 FY 2023-2026 Transportation Improvement Program
 Pharr District Projects
 FY 2025

DISTRICT	COUNTY	CSJ	HWY	PHASE	CITY	PROJECT SPONSOR	YOY COST
PHARR	CAMERON	0921-06-315	CS	C,CE	BROWNSVILLE	CCRMA	\$118,237,511
LIMITS FROM:		ON EAST LOOP FROM I-69E				REVISION DATE: 5/1/2023	
LIMITS TO:		SH 4				MPO PROJ NUMBER: BMPO-E4	
PROJECT DESCRIPTION:		CONSTRUCTION OF 4 TO 6 LANE ROADWAY PARTIALLY ON NEW LOCATION				FUNDING CAT(S): 3LC, 12, 7	
REMARKS P7:		Pending TPB Approved CAT 7 Increase - FC				PROJECT HISTORY:	

TOTAL PROJECT COST INFORMATION			AUTHORIZED FUNDING BY CATEGORY/SHARE					
		COST OF APPROVED PHASES:		FEDERAL	STATE	LOCAL	LC	TOTAL
PRELIM ENG:	\$3,875,000		CAT 3 LC				\$109,891,323	\$109,891,323
ROW PURCHASE:	\$5,600,000		CAT 12	\$5,976,950	\$1,494,238			\$7,471,188
CONST COST:	\$113,405,678	\$118,237,511	CAT 7	\$700,000		\$175,000		\$875,000
CONST ENG:	\$4,831,833							
CONTING:	\$4,900,000							
IND COSTS:								
POT CHG ORDER:								
BND FINANCING:	\$0							
TOTAL PROJECT COST:	\$132,612,511		TOTALS	\$6,676,950	\$1,494,238	\$175,000	\$113,064,894	\$118,237,511

Performance Measures	
PM 1: Safety	
PM 2: Pavement Conditions	
PM 3: System Performance	

DISTRICT	COUNTY	CSJ	HWY	PHASE	CITY	PROJECT SPONSOR	YOY COST
PHARR	CAMERON	0921-06-289	VA	C, CE	BROWNSVILLE	BROWNSVILLE	\$1,153,899
LIMITS FROM:		SOUTHMOST NATURE TRAIL, From La Posada Dr.				REVISION DATE: 5/1/2023	
LIMITS TO:		Alamada Dr./Monsees Rd.				MPO PROJ NUMBER: BMPO-ST2	
PROJECT DESCRIPTION:		CONSTRUCT 10' CONCRETE HIKE AND BIKE TRAIL				FUNDING CAT(S): CAT 7, 3LC	
REMARKS P7:		SOUTHMOST NATURE TRAIL PHASE IV				PROJECT HISTORY:	

TOTAL PROJECT COST INFORMATION			AUTHORIZED FUNDING BY CATEGORY/SHARE					
		COST OF APPROVED PHASES:		FEDERAL	STATE	LOCAL	LC	TOTAL
PRELIM ENG:			CAT 7	\$750,504		\$187,626		\$938,130
ROW PURCHASE:			CAT 3 LC				\$215,769	\$215,769
CONST COST:	\$1,013,180	\$1,153,899						
CONST ENG:	\$46,906							
CONTING:	\$93,813							
IND COSTS:								
POT CHG ORDER:								
BND FINANCING:								
TOTAL PROJECT COST:	\$1,153,899		TOTALS	\$750,504	\$0	\$187,626	\$215,769	\$1,153,899

Performance Measures	
PM 1: Safety	✓
PM 2: Pavement Conditions	
PM 3: System Performance	

Brownsville Area - RGV MPO
 FY 2023-2026 Transportation Improvement Program
 Pharr District Projects
 FY 2026

DISTRICT	COUNTY	CSJ	HWY	PHASE	CITY	PROJECT SPONSOR	YOE COST
PHARR	CAMERON	0921-06-334	Los Fresnos Hike N Bike Trail	C	Los Fresnos	Los Fresnos	\$3,661,580

LIMITS FROM: Circles the City of Los Fresnos	REVISION DATE: 5/1/2023
LIMITS TO:	MPO PROJ NUMBER: BMPO-LF2
PROJECT DESCRIPTION: Establish Hike and Bike Trail	FUNDING CAT(S): 7, 3
REMARKS P7:	PROJECT HISTORY:

TOTAL PROJECT COST INFORMATION			AUTHORIZED FUNDING BY CATEGORY/SHARE					
		COST OF APPROVED PHASES:		FEDERAL	STATE	LOCAL	LC	TOTAL
PRELIM ENG:	\$160,194		CAT 7	\$2,421,680		\$605,420		\$3,027,100
ROW PURCHASE:			CAT 3 LC				\$634,480	\$634,480
CONST COST:	\$3,661,580	\$3,661,580						
CONST ENG:								
CONTING:	\$65,058							
IND COSTS:								
POT CHG ORDER:								
BND FINANCING:								
TOTAL PROJECT COST:	\$3,886,833		TOTALS	\$2,421,680	\$0	\$605,420	\$634,480	\$3,661,580

Performance Measures	
PM 1: Safety	✓
PM 2: Pavement Conditions	
PM 3: System Performance	

DISTRICT	COUNTY	CSJ	HWY	PHASE	CITY	PROJECT SPONSOR	YOE COST
PHARR	CAMERON	0921-06-291	CS	C,CE	Brownsville	CCRMA	\$8,563,534

LIMITS FROM: On Morrison Rd., from FM 1847	REVISION DATE: 5/1/2023
LIMITS TO: Dana Rd.	MPO PROJ NUMBER: BMPO-M1
PROJECT DESCRIPTION: Construct 4 lane urban roadway Segment 1	FUNDING CAT(S): CAT 3
REMARKS P7:	PROJECT HISTORY:

TOTAL PROJECT COST INFORMATION			AUTHORIZED FUNDING BY CATEGORY/SHARE					
		COST OF APPROVED PHASES:		FEDERAL	STATE	LOCAL	LC	TOTAL
PRELIM ENG:	\$151,163		CAT 3 LC				\$8,563,534	\$8,563,534
ROW PURCHASE:								
CONST COST:	\$7,959,467	\$8,563,534						
CONST ENG:	\$604,067							
CONTING:	\$319,800							
IND COSTS:								
POT CHG ORDER:								
BND FINANCING:								
TOTAL PROJECT COST:	\$9,034,497		TOTALS	\$0	\$0	\$0	\$8,563,534	\$8,563,534

Performance Measures	
PM 1: Safety	
PM 2: Pavement Conditions	
PM 3: System Performance	

Brownsville Area - RGV MPO
 FY 2023-2026 Transportation Improvement Program
 Pharr District Projects
 FY 2026

DISTRICT	COUNTY	CSJ	HWY	PHASE	CITY	PROJECT SPONSOR	YOE COST
PHARR	CAMERON	0220-04-049	US 281	C	BROWNSVILLE	TXDOT	\$14,000,000

LIMITS FROM: 0.5 Mi W. of FM 1577 REVISION DATE: 5/1/2023

LIMITS TO: FM 1421 MPO PROJ NUMBER: BMPO-D3

PROJECT DESCRIPTION: Widen from 2 lanes to 4 lanes rural FUNDING CAT(S): 2

REMARKS P7: PROJECT HISTORY:

TOTAL PROJECT COST INFORMATION			AUTHORIZED FUNDING BY CATEGORY/SHARE				
		COST OF APPROVED PHASES:	FEDERAL	STATE	LOCAL	LC	TOTAL
PRELIM ENG:	\$651,026						
ROW PURCHASE:			CAT 2	\$11,200,000	\$2,800,000		\$14,000,000
CONST COST:	\$14,000,000						
CONST ENG:	\$789,203	\$14,000,000					
CONTING:	\$786,250						
IND COSTS:	\$2,275,301						
POT CHG ORDER:							
BND FINANCING:							
TOTAL PROJECT COST:	\$18,501,780		TOTALS	\$11,200,000	\$2,800,000	\$0	\$0
							\$14,000,000

Performance Measures	
PM 1: Safety	✓
PM 2: Pavement Conditions	
PM 3: System Performance	

DISTRICT	COUNTY	CSJ	HWY	PHASE	CITY	PROJECT SPONSOR	YOE COST
PHARR	CAMERON	0921-06-360	VA	C	BROWNSVILLE	BROWNSVILLE	\$2,528,700

LIMITS FROM: Southmost NT Ph. III, from Southmost Blvd REVISION DATE: 5/1/2023

LIMITS TO: Manzano St. MPO PROJ NUMBER: BMPO-ST3

PROJECT DESCRIPTION: CONSTRUCT 10' CONCRETE HIKE AND BIKE TRAIL FUNDING CAT(S): CAT 7, 3LC

REMARKS P7: PROJECT HISTORY:

TOTAL PROJECT COST INFORMATION			AUTHORIZED FUNDING BY CATEGORY/SHARE				
		COST OF APPROVED PHASES:	FEDERAL	STATE	LOCAL	LC	TOTAL
PRELIM ENG:							
ROW PURCHASE:			CAT 7	\$1,806,214	\$451,554		\$2,257,768
CONST COST:	\$2,528,700		CAT 3 LC			\$270,932	\$270,932
CONST ENG:	\$112,888	\$2,528,700					
CONTING:	\$225,777						
IND COSTS:							
POT CHG ORDER:							
BND FINANCING:							
TOTAL PROJECT COST:	\$2,867,365		TOTALS	\$1,806,214	\$0	\$451,554	\$270,932
							\$2,528,700

Performance Measures	
PM 1: Safety	
PM 2: Pavement Conditions	
PM 3: System Performance	

PHASE: C = CONSTRUCTION, E = ENGINEERING, R = ROW, T = TRANSFER

* FUNDING NOT FIXED



Harlingen San Benito Area - RGV MPO
FY 2023 - 2026 Transportation Improvement Program

Funding by Category

Adopted: Pending

Funding Category	Description	FY 2023		FY 2024		FY 2025		FY 2026		Total FY 2023 - 2026	
		Programmed	Authorized	Programmed	Authorized	Programmed	Authorized	Programmed	Authorized	Programmed	Authorized
1	Preventive Maintenance and Rehabilitation										
2M or 2U	Urban Area (Non-TMA) Corridor Projects	\$2,813,724	\$2,813,724			\$7,280,000	\$7,280,000	\$16,323,574	\$16,323,574	\$26,417,298	\$26,417,298
3	Non-Traditionally Funded Transportation Project	\$2,400,000	\$2,400,000			\$3,090,949	\$3,090,949	\$10,845,000	\$10,845,000	\$16,335,949	\$16,335,949
3DB	Design Build (DB)										
4	Urban and Regional Connectivity										
5	CMAQ										
6	Structures - Bridge										
7	Metro Mobility & Rehab										
8	Safety										
9	TAP Set-Aside Program										
10	Supplemental Transportation					\$686,000	\$686,000			\$686,000	\$686,000
10 CBI	Corridor Border	\$3,465,955	\$3,465,955							\$3,465,955	\$3,465,955
11	District Discretionary										
Rider 11	Energy Sector										
12	Texas Clear Lanes										
12	Strategic Priority										
Total		\$8,679,679	\$8,679,679			\$11,056,949	\$11,056,949	\$27,168,574	\$27,168,574	\$46,905,202	\$46,905,202

Funding Participation Source

Source	FY 2023	FY 2024	FY 2025	FY 2026	Total FY 23-26
Federal	\$5,149,743		\$6,510,000	\$13,058,859	\$24,718,602
State	\$1,129,936		\$1,456,000	\$3,264,715	\$5,850,651
Local Match					
CAT 3 - Local Contributions (LC)	\$2,400,000		\$3,090,949	\$10,845,000	\$16,335,949
Total	\$8,679,679		\$11,056,949	\$27,168,574	\$46,905,202

Harlingen San Benito Area - RGV MPO
 FY 2023-2026 Transportation Improvement Program
 Pharr District Projects
 FY 2023

DISTRICT	COUNTY	CSJ	HWY	PHASE	CITY	PROJECT SPONSOR	YOE COST
PHARR	CAMERON	0921-06-257	CS	PE, R	HARLINGEN	CAMERON COUNTY	\$2,400,000
LIMITS FROM:		On S. Parallel Corridor, from FM 2520				REVISION DATE: 5/1/2023	
LIMITS TO:		FM 1577				MPO PROJ NUMBER: HSB-110	
PROJECT DESCRIPTION:		New Location - 2 lane rural roadway in a proposed 120 ft. ROW				FUNDING CAT(S): CAT 3 LC	
REMARKS P7:		CONST phase in 2026 - Pending FC				PROJECT HISTORY:	

TOTAL PROJECT COST INFORMATION			AUTHORIZED FUNDING BY CATEGORY/SHARE						
				FEDERAL	STATE	LOCAL	LC	TOTAL	
PRELIM ENG:	\$1,200,000	COST OF APPROVED PHASES:	3LC						
ROW PURCHASE:	\$1,200,000						\$2,400,000	\$2,400,000	
CONST COST:	\$10,080,000								
CONST ENG:	\$765,000			\$2,400,000					
CONTING:	\$405,000								
IND COSTS:									
POT CHG ORDER:									
BND FINANCING:									
TOTAL PROJECT COST:	\$13,650,000			TOTALS	\$0	\$0	\$0	\$2,400,000	\$2,400,000

Performance Measures	
PM 1: Safety	
PM 2: Pavement Conditions	
PM 3: System Performance	

DISTRICT	COUNTY	CSJ	HWY	PHASE	CITY	PROJECT SPONSOR	YOE COST
PHARR	CAMERON	0921-06-359	VA	C	HARLINGEN	TXDOT	\$3,465,955
LIMITS FROM:		GSA Facility				REVISION DATE: 5/1/2023	
LIMITS TO:		Los Indios Free Trade Int'l Bridge				MPO PROJ NUMBER: HSB-L11	
PROJECT DESCRIPTION:		Construction of Border Safety Inspection Facility (BSIF)				FUNDING CAT(S): 10 BI,	
REMARKS P7:						PROJECT HISTORY:	

TOTAL PROJECT COST INFORMATION			AUTHORIZED FUNDING BY CATEGORY/SHARE						
				FEDERAL	STATE	LOCAL	LC	TOTAL	
PRELIM ENG:	\$173,687	COST OF APPROVED PHASES:	CAT 10 BI						
ROW PURCHASE:	\$3,465,955				\$2,772,764	\$693,191		\$3,465,955	
CONST COST:	\$155,964			\$3,465,955					
CONST ENG:	\$78,677								
CONTING:	\$102,794								
IND COSTS:									
POT CHG ORDER:									
TOTAL PROJECT COST:	\$3,977,077			TOTALS	\$2,772,764	\$693,191	\$0	\$0	\$3,465,955

Performance Measures	
PM 1: Safety	
PM 2: Pavement Conditions	
PM 3: System Performance	

PHASE: C = CONSTRUCTION, E = ENGINEERING, R = ROW, T = TRANSFER
 * FUNDING NOT FIXED

Harlingen San Benito Area - RGV MPO
 FY 2023-2026 Transportation Improvement Program
 Pharr District Projects
 FY 2023

DISTRICT	COUNTY	CSJ	HWY	PHASE	CITY	PROJECT SPONSOR	YOE COST
PHARR	CAMERON	0039-07-257	IH-69E	C	HARLINGEN	TXDOT	\$2,813,724
LIMITS FROM:		INDUSTRIAL BLVD			REVISION DATE:		5/1/2023
LIMITS TO:		LOOP 499/ PRIMERA RD			MPO PROJ NUMBER:		HSB-115
PROJECT DESCRIPTION:		NB AND SB RAMPS REVERSAL			FUNDING CAT(S):		CAT 2U
REMARKS				PROJECT HISTORY:			
P7:							

TOTAL PROJECT COST INFORMATION			AUTHORIZED FUNDING BY CATEGORY/SHARE					
		COST OF APPROVED PHASES:		FEDERAL	STATE	LOCAL	LC	TOTAL
PRELIM ENG:	\$134,966		CAT 2U	\$2,376,979	\$436,745			\$2,813,724
ROW PURCHASE:	\$0							
CONST COST:	\$2,813,724							
CONST ENG:	\$210,162	\$2,813,724						
CONTING:	\$232,749							
IND COSTS:								
POT CHG ORDER:								
BND FINANCING:								
TOTAL PROJECT COST:	\$3,391,601		TOTALS	\$2,376,979	\$436,745	\$0	\$0	\$2,813,724

Performance Measures	
PM 1: Safety	✓
PM 2: Pavement Conditions	
PM 3: System Performance	

PHASE: C = CONSTRUCTION, E = ENGINEERING, R = ROW, T = TRANSFER
 * FUNDING NOT FIXED

Harlingen San Benito Area - RGV MPO
FY 2023-2026 Transportation Improvement Program
Pharr District Projects
FY 2024

DISTRICT	COUNTY	CSJ	HWY	PHASE	CITY	PROJECT SPONSOR	YOE COST
No Projects Programmed in FY 2024							

Harlingen San Benito Area - RGV MPO
 FY 2023-2026 Transportation Improvement Program
 Pharr District Projects
 FY 2025

DISTRICT	COUNTY	CSJ	HWY	PHASE	CITY	PROJECT SPONSOR	YOY COST	
PHARR	CAMERON	0921-06-254	FM 509	C,E,R	HARLINGEN	CCRMA	\$11,056,949	
LIMITS FROM:		FM 508					REVISION DATE:	5/1/2023
LIMITS TO:		FM 1599					MPO PROJ NUMBER:	HSB-509
PROJECT DESCRIPTION:		NEW LOCATION-CONSTRUCT 2 LANE RURAL ROADWAY				FUNDING CAT(S):	CAT 2U, 10, 3LC	
REMARKS P7:		PROJECT HISTORY:						
TOTAL PROJECT COST INFORMATION				AUTHORIZED FUNDING BY CATEGORY/SHARE				
PRELIM ENG:	\$686,000	COST OF APPROVED PHASES:	CAT 2	FEDERAL	STATE	LOCAL	LC	TOTAL
ROW PURCHASE:	\$2,000,000		CAT 10	\$5,824,000	\$1,456,000	\$0	\$0	\$7,280,000
CONST COST:	\$7,560,000	\$11,056,949	3LC	\$686,000	\$0	\$0	\$0	\$686,000
CONST ENG:	\$686,000						\$3,090,949	\$3,090,949
CONTING:	\$124,949							
IND COSTS:								
POT CHG ORDER:								
BND FINANCING:								
TOTAL PROJECT COST:	\$11,056,949		TOTALS	\$6,510,000	\$1,456,000	\$0	\$3,090,949	\$11,056,949
Performance Measures								
PM 1: Safety								
PM 2: Pavement Conditions								
PM 3: System Performance								

PHASE: C = CONSTRUCTION, E = ENGINEERING, R = ROW, T = TRANSFER

* FUNDING NOT FIXED

Harlingen San Benito Area - RGV MPO
 FY 2023-2026 Transportation Improvement Program
 Pharr District Projects
 FY 2026

DISTRICT	COUNTY	CSJ	HWY	PHASE	CITY	PROJECT SPONSOR	YOY COST
PHARR	CAMERON	0921-06-257	CS	C,CE	HARLINGEN	CAMERON COUNTY	\$10,845,000

LIMITS FROM: On S. Parallel Corridor, from FM 2520 REVISION DATE: 5/1/2023

LIMITS TO: FM 1577 MPO PROJ NUMBER: HSB-110

PROJECT DESCRIPTION: New Location - 2 lane rural roadway in a proposed 120 ft. ROW FUNDING CAT(S): CAT 3 LC

REMARKS P7: Pending FC PROJECT HISTORY:

TOTAL PROJECT COST INFORMATION			AUTHORIZED FUNDING BY CATEGORY/SHARE						
		COST OF APPROVED PHASES:		FEDERAL	STATE	LOCAL	LC	TOTAL	
PRELIM ENG:	\$1,200,000	\$10,845,000	3LC						
ROW PURCHASE:	\$1,200,000						\$10,845,000	\$10,845,000	
CONST COST:	\$10,080,000								
CONST ENG:	\$765,000								
CONTING:	\$405,000								
IND COSTS:									
POT CHG ORDER:									
BND FINANCING:									
TOTAL PROJECT COST:	\$13,650,000			TOTALS	\$0	\$0	\$0	\$10,845,000	\$10,845,000

Performance Measures	
PM 1: Safety	
PM 2: Pavement Conditions	
PM 3: System Performance	

DISTRICT	COUNTY	CSJ	HWY	PHASE	CITY	PROJECT SPONSOR	YOY COST
PHARR	CAMERON	0220-04-050	US 281	C	HARLINGEN	TXDOT	\$13,440,000

LIMITS FROM: FM 732 REVISION DATE: 5/1/2023

LIMITS TO: .5 Mi. W. of FM 1577 MPO PROJ NUMBER: HSB-081

PROJECT DESCRIPTION: Widen from 2 to 4 Lane Rural FUNDING CAT(S): 2

REMARKS P7: PROJECT HISTORY:

TOTAL PROJECT COST INFORMATION			AUTHORIZED FUNDING BY CATEGORY/SHARE						
		COST OF APPROVED PHASES:		FEDERAL	STATE	LOCAL	LC	TOTAL	
PRELIM ENG:	\$624,985	\$13,440,000	CAT 2						
ROW PURCHASE:	\$13,440,000							\$13,440,000	
CONST COST:	\$757,635								
CONST ENG:	\$754,800								
CONTING:	\$1,111,889								
IND COSTS:									
POT CHG ORDER:									
BND FINANCING:									
TOTAL PROJECT COST:	\$16,689,309			TOTALS	\$10,752,000	\$2,688,000	\$0	\$0	\$13,440,000

Performance Measures	
PM 1: Safety	
PM 2: Pavement Conditions	
PM 3: System Performance	

PHASE: C = CONSTRUCTION, E = ENGINEERING, R = ROW, T = TRANSFER

* FUNDING NOT FIXED

Harlingen San Benito Area - RGV MPO
 FY 2023-2026 Transportation Improvement Program
 Pharr District Projects
 FY 2026

DISTRICT	COUNTY	CSJ	HWY	PHASE	CITY	PROJECT SPONSOR	YOE COST
PHARR	CAMERON	0327-08-098	BU 77X	C	HARLINGEN	TXDOT	\$2,883,574

LIMITS FROM: SS 206 REVISION DATE: 5/1/2023

LIMITS TO: Commerce St. MPO PROJ NUMBER: HSB-77

PROJECT DESCRIPTION: Construct Raised Median FUNDING CAT(S): 2

REMARKS P7: PROJECT HISTORY:

TOTAL PROJECT COST INFORMATION			AUTHORIZED FUNDING BY CATEGORY/SHARE					
				FEDERAL	STATE	LOCAL	LC	TOTAL
PRELIM ENG:	\$120,201	COST OF APPROVED PHASES:	CAT 2	\$2,306,859	\$576,715			\$2,883,574
ROW PURCHASE:								
CONST COST:	\$2,883,574							
CONST ENG:	\$110,879							
CONTING:	\$1,716							
IND COSTS:	\$71,139							
POT CHG ORDER:								
BND FINANCING:								
TOTAL PROJECT COST:	\$3,187,509		TOTALS	\$2,306,859	\$576,715	\$0	\$0	\$2,883,574

Performance Measures	
PM 1: Safety	
PM 2: Pavement Conditions	
PM 3: System Performance	✓

PHASE: C = CONSTRUCTION, E = ENGINEERING, R = ROW, T = TRANSFER

* FUNDING NOT FIXED



Hidalgo Area - RGVMP
FY 2023 - 2026 Transportation Improvement Program

Funding by Category

Adopted: Pending

Funding Category	Description	FY 2023		FY 2024		FY 2025		FY 2026		Total FY 2023 - 2026	
		Programmed	Authorized	Programmed	Authorized	Programmed	Authorized	Programmed	Authorized	Programmed	Authorized
1	Preventive Maintenance and Rehabilitation			\$1,574,621	\$1,574,621			\$3,281,601	\$3,281,601	\$4,856,222	\$4,856,222
2M or 2U	Urban Area (Non- TMA) Corridor Projects	\$16,149,113	\$16,149,113	\$111,854,875	\$111,854,875	\$32,194,559	\$32,194,559	\$29,869,560	\$29,869,560	\$190,068,107	\$190,068,107
3	Non-Traditionally Funded Transportation Project	\$17,036,301	\$17,036,301	\$140,256,774	\$140,256,774	\$8,793,402	\$8,793,402	\$152,814,374	\$152,814,374	\$318,900,851	\$318,900,851
3DB	Design Build (DB)										
4	Urban and Regional Connectivity					\$144,823,810	\$144,823,810			\$144,823,810	\$144,823,810
5	CMAQ										
6	Structures - Bridge										
7	Metro Mobility & Rehab	\$34,908,275	\$34,908,275	\$44,245,968	\$44,245,968	\$36,104,559	\$36,104,559	\$50,257,530	\$50,257,530	\$165,516,332	\$165,516,332
8	Safety										
9	TAP Set-Aside Program										
10	Supplemental Transportation	\$2,686,011	\$2,686,011			\$500,736	\$500,736			\$3,186,747	\$3,186,747
10 CBI	Corridor Border										
11	District Discretionary			\$3,894,456	\$3,894,456			\$53,164,640	\$53,164,640	\$57,059,096	\$57,059,096
Rider 11	Energy Sector			\$36,315,582	\$36,315,582					\$36,315,582	\$36,315,582
12	Texas Clear Lanes										
12	Strategic Priority	\$400,000	\$400,000			\$67,133,569	\$67,133,569	\$174,148,412	\$174,148,412	\$241,681,981	\$241,681,981
SW PE	Statewide Budget PE										
Total		\$71,179,700	\$71,179,700	\$338,142,276	\$338,142,276	\$289,550,635	\$289,550,635	\$463,536,117	\$463,536,117	\$1,162,408,728	\$1,162,408,728

Funding Participation Source

Source	FY 2023	FY 2024	FY 2025	FY 2026	Total FY 23-26
Federal	\$30,395,428	\$159,691,118	\$224,671,219	\$80,781,682	\$495,539,448
State	\$16,149,113	\$31,727,906	\$48,930,535	\$219,888,555	\$316,696,109
Local Match	\$7,598,858	\$6,466,477	\$7,155,479	\$10,051,506	\$31,272,320
CAT 3 - Local Contributions (LC)	\$17,036,301	\$140,256,774	\$8,793,402	\$152,814,374	\$318,900,851
Total	\$71,179,700	\$338,142,276	\$289,550,635	\$463,536,117	\$1,162,408,728

Hidalgo County Area - RGV MPO
 FY 2023-2026 Transportation Improvement Program
 Pharr District Projects
 FY 2023

DISTRICT	COUNTY	CSJ	HWY	PHASE	CITY	PROJECT SPONSOR	YOE COST	
PHARR	HIDALGO	0921-02-194	CS	E,R,C	PENITAS	HC 3	\$12,726,518	
LIMITS FROM:		On Liberty Blvd., from Mile 3				REVISION DATE:		5/1/2023
LIMITS TO:		US 83				MPO PROJ NUMBER:		HC-284a
PROJECT DESCRIPTION:		Widening and new location, from 2 to 4 lanes with dedicated left turn lane				FUNDING CAT(S):		7, 12, 3LC, 10
REMARKS		PROJECT HISTORY:						
P7:								

TOTAL PROJECT COST INFORMATION			AUTHORIZED FUNDING BY CATEGORY/SHARE					
		COST OF APPROVED		FEDERAL	STATE	LOCAL	LC	TOTAL
PRELIM ENG:	\$1,291,874		CAT 7	\$8,428,382		\$2,107,095		\$10,535,477
ROW PURCHASE:	\$686,011		PHASES: CAT 12	\$320,000		\$80,000		\$400,000
CONST COST:	\$10,953,888		CAT 10 Earmark	\$548,809		\$137,202		\$686,011
CONST ENG:	\$1,086,619	\$12,726,518	CAT 3 LC				\$1,105,030	\$1,105,030
CONTING:								
IND COSTS:								
POT CHG ORD:								
BND FINANCING:	\$0							
TOTAL PROJECT COST:	\$14,018,392		TOTALS	\$9,297,190	\$0	\$2,324,298	\$1,105,030	\$12,726,518

Performance Measures	
PM 1: Safety	✓
PM 2: Pavement Conditions	
PM 3: System Performance	✓

DISTRICT	COUNTY	CSJ	HWY	PHASE	CITY	PROJECT SPONSOR	YOE COST	
PHARR	HIDALGO	0921-02-375	CS	C,E,R	PHARR	PHARR	\$8,327,054	
LIMITS FROM:		ON HI LINE EAST, FROM CAGE BLVD				REVISION DATE:		5/1/2023
LIMITS TO:		VETERANS RD				MPO PROJ NUMBER:		HC-336
PROJECT DESCRIPTION:		WIDEN TO 2 LANE WITH CONTINUOUS LEFT TURN LANE AND SHOULDERS				FUNDING CAT(S):		7,3LC
REMARKS		PROJECT HISTORY:						
P7:		E= Construction Engineering						

TOTAL PROJECT COST INFORMATION			AUTHORIZED FUNDING BY CATEGORY/SHARE					
		COST OF APPROVED		FEDERAL	STATE	LOCAL	LC	TOTAL
PRELIM ENG:	\$376,399		CAT 7	\$5,332,218		\$1,333,055		\$6,665,273
ROW PURCHASE:	\$350,000		PHASES: CAT 3 LC				\$1,661,781	\$1,661,781
CONST COST:	\$7,386,161							
CONST ENG:	\$590,893	\$8,327,054						
CONTING:	\$480,100							
IND COSTS:	\$457,942							
POT CHG ORD:	\$196,068							
BND FINANCING:	\$0							
TOTAL PROJECT COST:	\$9,837,563		TOTALS	\$5,332,218	\$0	\$1,333,055	\$1,661,781	\$8,327,054

Performance Measures	
PM 1: Safety	✓
PM 2: Pavement Conditions	
PM 3: System Performance	✓

Hidalgo County Area - RGVMPO
 FY 2023-2026 Transportation Improvement Program
 Pharr District Projects
 FY 2023

DISTRICT	COUNTY	CSJ	HWY	PHASE	CITY	PROJECT SPONSOR	YOECOST
PHARR	HIDALGO	0921-02-322	CS	R	PENITAS	HC 3	\$2,030,000
LIMITS FROM:		On Liberty Blvd. (Ph. II), from FM 2221				REVISION DATE:	5/1/2023
LIMITS TO:		Mile 3				MPO PROJ NUMBER:	HC-284br
PROJECT DESCRIPTION:		Construct 2 lane roadway w/ shoulders (on new location from Mile 4 to FM 2221)				FUNDING CAT(S):	7
REMARKS				PROJECT HISTORY:			
P7:							

TOTAL PROJECT COST INFORMATION			AUTHORIZED FUNDING BY CATEGORY/SHARE				
		COST OF APPROVED PHASES:	FEDERAL	STATE	LOCAL	LC	TOTAL
PRELIM ENG:	\$347,998						
ROW PURCHASE:	\$2,030,000		\$1,624,000		\$406,000		\$2,030,000
CONST COST:	\$10,606,273						
CONST ENG:	\$1,576,755	\$2,030,000					
CONTING:							
IND COSTS:							
BND FINANCING:							
PT CHG ORD							
TOTAL PROJECT COST:	\$14,561,026		TOTALS \$1,624,000	\$0	\$406,000	\$0	\$2,030,000

Performance Measures	
PM 1: Safety	✓
PM 2: Pavement Conditions	
PM 3: System Performance	✓

DISTRICT	COUNTY	CSJ	HWY	PHASE	CITY	PROJECT SPONSOR	YOECOST
PHARR	HIDALGO	0865-01-108	CS	R	Palmview	TXDOT	\$2,699,360
LIMITS FROM:		On Veterans (SH 495), From IH-2/US 83				REVISION DATE:	5/1/2023
LIMITS TO:		SH 364 (La Homa Rd)				MPO PROJ NUMBER:	HC-50r
PROJECT DESCRIPTION:		Construct 4 Lane Divided Urban section				FUNDING CAT(S):	7
REMARKS				PROJECT HISTORY:			
P7:							

TOTAL PROJECT COST INFORMATION			AUTHORIZED FUNDING BY CATEGORY/SHARE				
		COST OF APPROVED PHASES:	FEDERAL	STATE	LOCAL	LC	TOTAL
PRELIM ENG:	\$758,148						
ROW PURCHASE:	\$2,699,360		\$2,159,488		\$539,872		\$2,699,360
CONST COST:	\$15,139,057						
CONST ENG:	\$919,061	\$2,699,360					
CONTING:	\$915,622						
IND COSTS:	\$448,700						
BND FINANCING:							
PT CHG ORD							
TOTAL PROJECT COST:	\$20,879,948		TOTALS \$2,159,488	\$0	\$539,872	\$0	\$2,699,360

Performance Measures	
PM 1: Safety	✓
PM 2: Pavement Conditions	
PM 3: System Performance	✓

Hidalgo County Area - RGV MPO
 FY 2023-2026 Transportation Improvement Program
 Pharr District Projects
 FY 2023

DISTRICT	COUNTY	CSJ	HWY	PHASE	CITY	PROJECT SPONSOR	YOE COST
PHARR	HIDALGO	1064-01-032	FM 676	C	ALTON	TXDOT	\$16,149,113
LIMITS FROM:		SH 364 E. (La Homa Rd.)				REVISION DATE:	5/1/2023
LIMITS TO:		SH 107 (Conway)				MPO PROJ NUMBER:	HC-117b
PROJECT DESCRIPTION:		Widen from 2 lane to 4 lane divided				FUNDING CAT(S):	2
REMARKS P7:		PROJECT HISTORY:					

TOTAL PROJECT COST INFORMATION			AUTHORIZED FUNDING BY CATEGORY/SHARE						
				FEDERAL	STATE	LOCAL	LC	TOTAL	
PRELIM ENG:	\$841,080	COST OF APPROVED PHASES:	CAT 2						
ROW PURCHASE:	\$3,783,390				\$16,149,113				\$16,149,113
CONST COST:	\$16,149,113								
CONST ENG:	\$1,019,595			\$16,149,113					
CONTING:	\$1,015,779								
IND COSTS:	\$497,782								
BND FINANCING:	\$0								
TOTAL PROJECT COST:	\$23,306,739		TOTALS	\$0	\$16,149,113	\$0	\$0	\$16,149,113	

Performance Measures	
PM 1: Safety	✓
PM 2: Pavement Conditions	
PM 3: System Performance	✓

DISTRICT	COUNTY	CSJ	HWY	PHASE	CITY	PROJECT SPONSOR	YOE COST
PHARR	HIDALGO	0921-02-286	CS	R	COUNTY	HC 1	\$4,396,313
LIMITS FROM:		On Mile 6 W., from SH 107				REVISION DATE:	5/1/2023
LIMITS TO:		MILE 11 N				MPO PROJ NUMBER:	HC-148bbr
PROJECT DESCRIPTION:		ROW ACQUISITION FOR RECONSTRUCTION AND WIDEN FROM 2 TO 4 LANES				FUNDING CAT(S):	7
REMARKS P7:		PROJECT HISTORY:					

TOTAL PROJECT COST INFORMATION			AUTHORIZED FUNDING BY CATEGORY/SHARE						
				FEDERAL	STATE	LOCAL	LC	TOTAL	
PRELIM ENG:	\$992,000	COST OF APPROVED PHASES:	CAT 7						
ROW PURCHASE:	\$4,396,313				\$3,517,050		\$879,263		\$4,396,313
CONST COST:	\$31,202,489								
CONST ENG:	\$3,410,000			\$4,396,313					
CONTING:	\$1,316,000								
IND COSTS:	\$1,255,000								
POT CHG ORD:	\$1,260,436								
BND FINANCING:	\$0								
TOTAL PROJECT COST:	\$43,832,238		TOTALS	\$3,517,050	\$0	\$879,263	\$0	\$4,396,313	

Performance Measures	
PM 1: Safety	✓
PM 2: Pavement Conditions	
PM 3: System Performance	✓

PHASE: C = CONSTRUCTION, E = ENGINEERING, R = ROW, T = TRANSFER
 * FUNDING NOT FIXED

Hidalgo County Area - RGV MPO
 FY 2023-2026 Transportation Improvement Program
 Pharr District Projects
 FY 2023

DISTRICT	COUNTY	CSJ	HWY	PHASE	CITY	PROJECT SPONSOR	YOE COST	
PHARR	HIDALGO	0921-02-328	CS	R	Mission	HC 3	\$2,011,852	
LIMITS FROM:		On Taylor Rd @ Mile 2 N.				REVISION DATE:		5/1/2023
LIMITS TO:		Business 83				MPO PROJ NUMBER:		HC-257r
PROJECT DESCRIPTION:		Widen from 2 Lanes to 4 Lane Divided Urban				FUNDING CAT(S):		7
REMARKS P7:		PROJECT HISTORY:						

TOTAL PROJECT COST INFORMATION			AUTHORIZED FUNDING BY CATEGORY/SHARE				
PRELIM ENG:	\$743,333	COST OF APPROVED PHASES:	FEDERAL	STATE	LOCAL	LC	TOTAL
ROW PURCHASE:	\$2,011,852		\$2,011,852	Cat 7	\$1,609,482		\$402,370
CONST COST:	\$13,709,138						
CONST ENG:	\$1,138,003						
CONTING:	\$376,725						
IND COSTS:	\$292,316						
BND FINANCING:	\$0						
PT CHG ORD							
TOTAL PROJECT COST:	\$18,271,367		TOTALS	\$1,609,482	\$0	\$402,370	\$0

Performance Measures	
PM 1: Safety	✓
PM 2: Pavement Conditions	
PM 3: System Performance	✓

DISTRICT	COUNTY	CSJ	HWY	PHASE	CITY	PROJECT SPONSOR	YOE COST	
PHARR	HIDALGO	0921-02-361	CS	R	MCALLEN	HC 2	\$2,000,000	
LIMITS FROM:		On Nolana Loop (S1), from FM 1426 (Raul Longoria)				REVISION DATE:		5/1/2023
LIMITS TO:		FM 907				MPO PROJ NUMBER:		HC-152ar
PROJECT DESCRIPTION:		WIDEN FROM 2 TO 4 LANE DIVIDED				FUNDING CAT(S):		10
REMARKS P7:		PROJECT HISTORY:						

TOTAL PROJECT COST INFORMATION			AUTHORIZED FUNDING BY CATEGORY/SHARE				
PRELIM ENG:	\$230,275	COST OF APPROVED PHASES:	FEDERAL	STATE	LOCAL	LC	TOTAL
ROW PURCHASE:	\$2,000,000		\$2,000,000	CAT 10 Earmark	\$1,600,000		\$400,000
CONST COST:	\$17,287,844						
CONST ENG:	\$1,920,871						
CONTING:	\$1,074,017						
IND COSTS:	\$526,321						
BND FINANCING:							
PT CHG ORD							
TOTAL PROJECT COST:	\$23,039,328		TOTALS	\$1,600,000	\$0	\$400,000	\$0

Performance Measures	
PM 1: Safety	
PM 2: Pavement Conditions	
PM 3: System Performance	

PHASE: C = CONSTRUCTION, E = ENGINEERING, R = ROW, T = TRANSFER
 * FUNDING NOT FIXED

Hidalgo County Area - RGV MPO
 FY 2023-2026 Transportation Improvement Program
 Pharr District Projects
 FY 2023

DISTRICT	COUNTY	CSJ	HWY	PHASE	CITY	PROJECT SPONSOR	YOE COST
----------	--------	-----	-----	-------	------	-----------------	----------

PHARR	HIDALGO	0921-02-405	CS	PE, R	VARIOUS	HC 2	\$5,721,217
-------	---------	-------------	----	-------	---------	------	-------------

LIMITS FROM:	On Cesar Chavez, from Business 83	REVISION DATE:	5/1/2023
LIMITS TO:	Nolana Loop	MPO PROJ NUMBER:	HC-326r
PROJECT DESCRIPTION:	WIDEN FROM 2 TO 4 LANES	FUNDING CAT(S):	7, 3LC
REMARKS	PROJECT HISTORY:		
P7:			

TOTAL PROJECT COST INFORMATION			AUTHORIZED FUNDING BY CATEGORY/SHARE					
		COST OF APPROVED PHASES:		FEDERAL	STATE	LOCAL	LC	TOTAL
PRELIM ENG:	\$1,151,217		CAT 7	\$3,656,000		\$914,000		\$4,570,000
ROW PURCHASE:	\$4,570,000		CAT 3LC				\$1,151,217	\$1,151,217
CONST COST:	\$20,232,066							
CONST ENG:	\$2,567,723	\$5,721,217						
CONTING:								
IND COSTS:								
BND FINANCING:								
PT CHG ORD								
TOTAL PROJECT COST:	\$28,521,006		TOTALS	\$3,656,000	\$0	\$914,000	\$1,151,217	\$5,721,217

Performance Measures	
PM 1: Safety	✓
PM 2: Pavement Conditions	
PM 3: System Performance	✓

PHARR	HIDALGO	0921-02-399	CS	R	VARIOUS	HC 2	\$1,000,000
-------	---------	-------------	----	---	---------	------	-------------

LIMITS FROM:	On Cesar Chavez, from Business 83	REVISION DATE:	5/1/2023
LIMITS TO:	Ridge Rd.	MPO PROJ NUMBER:	HC-344r
PROJECT DESCRIPTION:	WIDEN FROM 2 TO 4 LANES	FUNDING CAT(S):	7
REMARKS	PROJECT HISTORY:		
P7:			

TOTAL PROJECT COST INFORMATION			AUTHORIZED FUNDING BY CATEGORY/SHARE					
		COST OF APPROVED PHASES:		FEDERAL	STATE	LOCAL	LC	TOTAL
PRELIM ENG:	\$249,994		CAT 7	\$800,000		\$200,000		\$1,000,000
ROW PURCHASE:	\$1,000,000							
CONST COST:	\$6,936,384							
CONST ENG:	\$655,000	\$1,000,000						
CONTING:								
IND COSTS:	\$879,434							
BND FINANCING:								
PT CHG ORD								
TOTAL PROJECT COST:	\$9,720,812		TOTALS	\$800,000	\$0	\$200,000	\$0	\$1,000,000

Performance Measures	
PM 1: Safety	✓
PM 2: Pavement Conditions	
PM 3: System Performance	

PHASE: C = CONSTRUCTION, E = ENGINEERING, R = ROW, T = TRANSFER
 * FUNDING NOT FIXED

Hidalgo County Area - RGV MPO
 FY 2023-2026 Transportation Improvement Program
 Pharr District Projects
 FY 2023

DISTRICT	COUNTY	CSJ	HWY	PHASE	CITY	PROJECT SPONSOR	YOE COST
PHARR	HIDALGO	0921-02-493	Mile 5 HID	R	MCALLEN	HC 4	\$1,000,000
LIMITS FROM:		ON MILE 5, FROM TAYLOR RD			REVISION DATE:		5/1/2023
LIMITS TO:		FM 2220 (WARE RD)			MPO PROJ NUMBER:		HC-144
PROJECT DESCRIPTION:		ROW ACQUISITION FOR DRAINAGE DITCH			FUNDING CAT(S):		7
REMARKS				PROJECT HISTORY:			
P7:							

TOTAL PROJECT COST INFORMATION			AUTHORIZED FUNDING BY CATEGORY/SHARE					
PRELIM ENG:	\$1,839,870	COST OF APPROVED PHASES:	FEDERAL	STATE	LOCAL	LC	TOTAL	
ROW PURCHASE:	\$1,000,000		\$1,000,000	CAT 7	\$800,000		\$200,000	\$1,000,000
CONST COST:	\$8,263,107							
CONST ENG:								
CONTING:								
IND COSTS:								
BND FINANCING:								
PT CHG ORD								
TOTAL PROJECT COST:	\$11,102,977		TOTALS	\$800,000	\$0	\$200,000	\$0	\$1,000,000

Performance Measures	
PM 1: Safety	
PM 2: Pavement Conditions	
PM 3: System Performance	

DISTRICT	COUNTY	CSJ	HWY	PHASE	CITY	PROJECT SPONSOR	YOE COST
PHARR	HIDALGO	0921-02-142	CS	PE	Hidalgo County	HCRMA	\$13,118,273
LIMITS FROM:		On IBTC, from 365 Tollway at FM 493			REVISION DATE:		5/1/2023
LIMITS TO:		IH-2			MPO PROJ NUMBER:		RMA-3
PROJECT DESCRIPTION:		CONSTRUCT NON-TOLLED 4 LANE DIVIDED (AT GRADE) HIGHWAY (INTERIM)			FUNDING CAT(S):		3LC
REMARKS				PROJECT HISTORY:			
P7:							

TOTAL PROJECT COST INFORMATION			AUTHORIZED FUNDING BY CATEGORY/SHARE					
PRELIM ENG:	\$13,118,273	COST OF APPROVED PHASES:	FEDERAL	STATE	LOCAL	LC	TOTAL	
ROW PURCHASE:	\$44,584,210		\$13,118,273	CAT 3 LC			\$13,118,273	\$13,118,273
CONST COST:	\$137,673,338							
CONST ENG:	\$9,444,203							
CONTING:	\$16,223,533							
IND COSTS:	\$3,906,761							
BND FINANCING:								
PT CHG ORD								
TOTAL PROJECT COST:	\$224,950,318		TOTALS	\$0	\$0	\$0	\$13,118,273	\$13,118,273

Performance Measures	
PM 1: Safety	
PM 2: Pavement Conditions	
PM 3: System Performance	

PHASE: C = CONSTRUCTION, E = ENGINEERING, R = ROW, T = TRANSFER
 * FUNDING NOT FIXED

Hidalgo County Area - RGV MPO
FY 2023-2026 Transportation Improvement Program
Pharr District Projects
FY 2023

DISTRICT	COUNTY	CSJ	HWY	PHASE	CITY	PROJECT SPONSOR	YOE COST
----------	--------	-----	-----	-------	------	-----------------	----------

PHASE: C = CONSTRUCTION, E = ENGINEERING, R = ROW, T = TRANSFER
* FUNDING NOT FIXED

Hidalgo County Area - RGV MPO
 FY 2023-2026 Transportation Improvement Program
 Pharr District Projects
 FY 2024

DISTRICT	COUNTY	CSJ	HWY	PHASE	CITY	PROJECT SPONSOR	YOE COST
Pharr	Hidalgo	0921-02-424	Pharr Bridge	C, CE	Pharr	Pharr	\$12,876,738
LIMITS FROM:						REVISION DATE:	5/1/2023
LIMITS TO:						MPO PROJ NUMBER:	HC-372
PROJECT DESCRIPTION:						FUNDING CAT(S):	Rider 11 B, 3LC
REMARKS						PROJECT HISTORY:	
P7:						Revised Funding & Cost	

TOTAL PROJECT COST INFORMATION			AUTHORIZED FUNDING BY CATEGORY/SHARE					
				FEDERAL	STATE	LOCAL	LC	TOTAL
PRELIM ENG:	\$330,000	COST OF APPROVED PHASES:	Rider 11 B	\$5,600,000	\$1,400,000			\$7,000,000
ROW PURCHASE:			3LC				\$5,876,738	\$5,876,738
CONST COST:	\$11,942,645							
CONST ENG:	\$934,093	\$12,876,738						
CONTING:								
IND COSTS:								
POT CHG ORD:								
BND FINANCING:								
TOTAL PROJECT COST:	\$13,206,738		TOTALS	\$5,600,000	\$1,400,000	\$0	\$5,876,738	\$12,876,738

Revision

Performance Measures	
PM 1: Safety	
PM 2: Pavement Conditions	
PM 3: System Performance	

DISTRICT	COUNTY	CSJ	HWY	PHASE	CITY	PROJECT SPONSOR	YOE COST
Pharr	Hidalgo	0921-02-425	Pharr Bridge	C,CE	Pharr	Pharr	\$12,679,730
LIMITS FROM:						REVISION DATE:	5/1/2023
LIMITS TO:						MPO PROJ NUMBER:	HC-373
PROJECT DESCRIPTION:						FUNDING CAT(S):	Rider 11 B, 3LC
REMARKS						PROJECT HISTORY:	
P7:							

TOTAL PROJECT COST INFORMATION			AUTHORIZED FUNDING BY CATEGORY/SHARE					
				FEDERAL	STATE	LOCAL	LC	TOTAL
PRELIM ENG:	\$690,000	COST OF APPROVED PHASES:	Rider 11 B	\$4,768,116	\$1,192,029			\$5,960,145
ROW PURCHASE:			3LC				\$6,719,585	\$6,719,585
CONST COST:	\$11,686,387							
CONST ENG:	\$993,343	\$12,679,730						
CONTING:								
IND COSTS:								
POT CHG ORD:								
BND FINANCING:								
TOTAL PROJECT COST:	\$13,369,730		TOTALS	\$4,768,116	\$1,192,029	\$0	\$6,719,585	\$12,679,730

Performance Measures	
PM 1: Safety	
PM 2: Pavement Conditions	
PM 3: System Performance	

PHASE: C = CONSTRUCTION, E = ENGINEERING, R = ROW, T = TRANSFER

* FUNDING NOT FIXED

Hidalgo County Area - RGV MPO
 FY 2023-2026 Transportation Improvement Program
 Pharr District Projects
 FY 2024

DISTRICT	COUNTY	CSJ	HWY	PHASE	CITY	PROJECT SPONSOR	YOE COST
----------	--------	-----	-----	-------	------	-----------------	----------

Pharr	Hidalgo	0921-02-423	Pharr Bridge	C,CE	Pharr	Pharr	\$6,680,435
LIMITS FROM:						REVISION DATE:	5/1/2023
LIMITS TO: At Pharr/ Reynosa Int'l Bridge						MPO PROJ NUMBER:	HC-374
PROJECT DESCRIPTION: Pharr Bridge Commercial Vehicle Staging Site						FUNDING CAT(S):	Rider 11 B, 3LC
REMARKS						PROJECT HISTORY:	
P7:							

TOTAL PROJECT COST INFORMATION			AUTHORIZED FUNDING BY CATEGORY/SHARE					
	PRELIM ENG:	\$450,000	COST OF APPROVED PHASES:	FEDERAL	STATE	LOCAL	LC	TOTAL
ROW PURCHASE:			Rider 11 B	\$3,200,000	\$800,000			\$4,000,000
CONST COST:	\$6,175,691		3LC				\$2,680,435	\$2,680,435
CONST ENG:	\$504,744							
CONTING:								
IND COSTS:								
POT CHG ORD:								
BND FINANCING:								
TOTAL PROJECT COST:	\$7,130,435		TOTALS	\$3,200,000	\$800,000	\$0	\$2,680,435	\$6,680,435

Performance Measures	
PM 1: Safety	
PM 2: Pavement Conditions	
PM 3: System Performance	

Pharr	Hidalgo	0921-02-433	Pharr Bridge Ag. Lab	C,CE	Pharr	Pharr	\$11,942,187
LIMITS FROM:						REVISION DATE:	5/1/2023
LIMITS TO: At Pharr/ Reynosa Int'l Bridge						MPO PROJ NUMBER:	HC-376
PROJECT DESCRIPTION: Agricultural Lab & Training Center						FUNDING CAT(S):	Rider 11 B, Cat 3
REMARKS						PROJECT HISTORY:	
P7:							

TOTAL PROJECT COST INFORMATION			AUTHORIZED FUNDING BY CATEGORY/SHARE					
	PRELIM ENG:	\$260,000	COST OF APPROVED PHASES:	FEDERAL	STATE	LOCAL	LC	TOTAL
ROW PURCHASE:	\$0		Rider 11 B	\$8,364,350	\$2,091,087			\$10,455,437
CONST COST:	\$11,006,375		3LC				\$1,486,750	\$1,486,750
CONST ENG:	\$935,542							
CONTING:								
IND COSTS:								
POT CHG ORD:								
BND FINANCING:								
TOTAL PROJECT COST:	\$12,201,917		TOTALS	\$8,364,350	\$2,091,087	\$0	\$1,486,750	\$11,942,187

Performance Measures	
PM 1: Safety	
PM 2: Pavement Conditions	
PM 3: System Performance	

PHASE: C = CONSTRUCTION, E = ENGINEERING, R = ROW, T = TRANSFER

* FUNDING NOT FIXED

Hidalgo County Area - RGV MPO
 FY 2023-2026 Transportation Improvement Program
 Pharr District Projects
 FY 2024

DISTRICT	COUNTY	CSJ	HWY	PHASE	CITY	PROJECT SPONSOR	YOE COST	
Pharr	Hidalgo	2094-01-063	FM 2220 (Ware Rd)	C	McAllen	TxDOT	\$21,300,871	
LIMITS FROM:		FM 1925 (Monte Cristo)				REVISION DATE:		5/1/2023
LIMITS TO:		SH 107				MPO PROJ NUMBER:		HC-20
PROJECT DESCRIPTION:		Widen from 2 to 6 Lanes With Median				FUNDING CAT(S):		2
REMARKS				PROJECT HISTORY:				
P7:								

TOTAL PROJECT COST INFORMATION			AUTHORIZED FUNDING BY CATEGORY/SHARE					
				FEDERAL	STATE	LOCAL	LC	TOTAL
PRELIM ENG:	\$1,066,725	COST OF APPROVED PHASES: \$21,300,871	CAT 2	\$17,040,697	\$4,260,174			\$21,300,871
ROW PURCHASE:	\$6,608,600							
CONST COST:	\$21,300,871							
CONST ENG:	\$1,293,132							
CONTING:	\$1,288,293							
IND COSTS:	\$631,327							
POT CHG ORD:								
BND FINANCING:								
TOTAL PROJECT COST:	\$32,188,948		TOTALS	\$17,040,697	\$4,260,174	\$0	\$0	\$21,300,871

Performance Measures	
PM 1: Safety	✓
PM 2: Pavement Conditions	
PM 3: System Performance	✓

DISTRICT	COUNTY	CSJ	HWY	PHASE	CITY	PROJECT SPONSOR	YOE COST	
Pharr	Hidalgo	1803-01-092	FM 1925	C	McAllen	TxDOT	\$10,088,000	
LIMITS FROM:		10th Street				REVISION DATE:		5/1/2023
LIMITS TO:		McColl Rd				MPO PROJ NUMBER:		HC-290
PROJECT DESCRIPTION:		Widen from 2 to 6 lane with raised median				FUNDING CAT(S):		2, 3LC
REMARKS				PROJECT HISTORY:				
P7:								

TOTAL PROJECT COST INFORMATION			AUTHORIZED FUNDING BY CATEGORY/SHARE						
				FEDERAL	STATE	LOCAL	LC	TOTAL	
PRELIM ENG:	\$505,196	COST OF APPROVED PHASES: \$10,088,000	CAT 2	\$8,041,680	\$2,010,420			\$10,052,100	
ROW PURCHASE:	\$4,190,706								
CONST COST:	\$10,088,000		CAT 3LC					\$35,900	\$35,900
CONST ENG:	\$612,422								
CONTING:	\$610,130								
IND COSTS:	\$298,994								
POT CHG ORD:									
BND FINANCING:									
TOTAL PROJECT COST:	\$16,305,448		TOTALS	\$8,041,680	\$2,010,420	\$0	\$35,900	\$10,088,000	

Performance Measures	
PM 1: Safety	✓
PM 2: Pavement Conditions	
PM 3: System Performance	✓

PHASE: C = CONSTRUCTION, E = ENGINEERING, R = ROW, T = TRANSFER

* FUNDING NOT FIXED

Hidalgo County Area - RGV MPO
 FY 2023-2026 Transportation Improvement Program
 Pharr District Projects
 FY 2024

DISTRICT	COUNTY	CSJ	HWY	PHASE	CITY	PROJECT SPONSOR	YOE COST	
PHARR	HIDALGO	1803-02-035	FM 1925	C	COUNTY	TXDOT	\$6,991,045	
LIMITS FROM:		FM 907 (ALAMO RD)				REVISION DATE:	5/1/2023	
LIMITS TO:		SHARP RD				MPO PROJ NUMBER:	HC-12aa	
PROJECT DESCRIPTION:		WIDEN FROM 2 TO 4 LANE DIVIDED				FUNDING CAT(S):	2	
REMARKS				PROJECT HISTORY:				
P7:								
TOTAL PROJECT COST INFORMATION				AUTHORIZED FUNDING BY CATEGORY/SHARE				
PRELIM ENG:	\$350,104	COST OF		FEDERAL	STATE	LOCAL	LC	TOTAL
ROW PURCHASE:	\$1,154,700	APPROVED	CAT 2	\$5,592,836	\$1,398,209			\$6,991,045
CONST COST:	\$6,991,045	PHASES:						
CONST ENG:	\$424,412	\$6,991,045						
CONTING:	\$422,824							
IND COSTS:	\$207,205							
POT CHG ORD:								
BND FINANCING:	\$0							
TOTAL PROJECT COST:	\$9,550,290		TOTALS	\$5,592,836	\$1,398,209	\$0	\$0	\$6,991,045
Performance Measures								
PM 1: Safety	✓							
PM 2: Pavement Conditions								
PM 3: System Performance	✓							

DISTRICT	COUNTY	CSJ	HWY	PHASE	CITY	PROJECT SPONSOR	YOE COST	
PHARR	HIDALGO	0921-02-479	Pharr Bridge	C, CE	PHARR	PHARR	\$39,937,500	
LIMITS FROM:		At Pharr/Reynosa International Bridge				REVISION DATE:	5/1/2023	
LIMITS TO:						MPO PROJ NUMBER:	HC-12bb	
PROJECT DESCRIPTION:		Construct Twin Span Bridge				FUNDING CAT(S):	7, 3LC	
REMARKS				PROJECT HISTORY:				
P7:								
TOTAL PROJECT COST INFORMATION				AUTHORIZED FUNDING BY CATEGORY/SHARE				
PRELIM ENG:	\$3,037,402	COST OF		FEDERAL	STATE	LOCAL	LC	TOTAL
ROW PURCHASE:		APPROVED	CAT 7	\$1,600,000		\$400,000		\$2,000,000
CONST COST:	\$36,920,000	PHASES:	3LC				\$37,937,500	\$37,937,500
CONST ENG:	\$3,017,500	\$39,937,500						
CONTING:								
IND COSTS:								
POT CHG ORD:								
BND FINANCING:	\$0							
TOTAL PROJECT COST:	\$42,974,902		TOTALS	\$1,600,000	\$0	\$400,000	\$37,937,500	\$39,937,500
Performance Measures								
PM 1: Safety	✓							
PM 2: Pavement Conditions								
PM 3: System Performance								

PHASE: C = CONSTRUCTION, E = ENGINEERING, R = ROW, T = TRANSFER

* FUNDING NOT FIXED

Hidalgo County Area - RGV MPO
 FY 2023-2026 Transportation Improvement Program
 Pharr District Projects
 FY 2024

DISTRICT	COUNTY	CSJ	HWY	PHASE	CITY	PROJECT SPONSOR	YOE COST
PHARR	HIDALGO	0921-02-363	CS	C, CE	PHARR	PHARR	\$11,228,926
LIMITS FROM:		On I Rd., from .4 Mi. South of Rancho Blanco Rd.				REVISION DATE:	5/1/2023
LIMITS TO:		Dicker Rd.				MPO PROJ NUMBER:	HC-12ac
PROJECT DESCRIPTION:		Widen to a 2-lane divided roadway with continuous center turning lane and shoulders				FUNDING CAT(S):	7,3LC, CRRSAA
REMARKS P7:		*CRRSAA - Coronavirus Response and Relief Supplemental App. Act				PROJECT HISTORY:	

TOTAL PROJECT COST INFORMATION			AUTHORIZED FUNDING BY CATEGORY/SHARE					
		COST OF APPROVED PHASES:	FEDERAL	STATE	LOCAL	LC	TOTAL	
PRELIM ENG:	\$308,700							
ROW PURCHASE:			CAT 7	\$6,729,075	\$1,682,269		\$8,411,344	
CONST COST:	\$10,504,000		CAT 7 (CRRSAA)	\$2,413,582			\$2,413,582	
CONST ENG:	\$724,926*	\$11,228,926	CAT 3 LC			\$404,000	\$404,000	
CONTING:	\$760,408							
IND COSTS:	\$725,312*							
BND FINANCING:	\$0							
TOTAL PROJECT COST:	\$13,023,346*		TOTALS	\$9,142,657.20	\$0	\$1,682,269	\$404,000	\$11,228,926

Performance Measures	
PM 1: Safety	✓
PM 2: Pavement Conditions	
PM 3: System Performance	

DISTRICT	COUNTY	CSJ	HWY	PHASE	CITY	PROJECT SPONSOR	YOE COST
PHARR	HIDALGO	0921-02-435	CS	R	PHARR	PHARR	\$455,000
LIMITS FROM:		On Las Milpas, from Cage Blvd.				REVISION DATE:	5/1/2023
LIMITS TO:		I Rd.				MPO PROJ NUMBER:	HC-378
PROJECT DESCRIPTION:		Widen from 2 to 4 lane curb & gutter				FUNDING CAT(S):	7
REMARKS P7:						PROJECT HISTORY:	

TOTAL PROJECT COST INFORMATION			AUTHORIZED FUNDING BY CATEGORY/SHARE					
		COST OF APPROVED PHASES:	FEDERAL	STATE	LOCAL	LC	TOTAL	
PRELIM ENG:	\$330,482*							
ROW PURCHASE:	\$455,000		CAT 7	\$364,000	\$91,000		\$455,000	
CONST COST:	\$7,862,400*							
CONST ENG:	\$597,125	\$455,000						
CONTING:								
IND COSTS:								
BND FINANCING:								
TOTAL PROJECT COST:	\$9,245,007*		TOTALS	\$364,000	\$0	\$91,000	\$0	\$455,000

Performance Measures	
PM 1: Safety	
PM 2: Pavement Conditions	
PM 3: System Performance	

PHASE: C = CONSTRUCTION, E = ENGINEERING, R = ROW, T = TRANSFER

* FUNDING NOT FIXED

Hidalgo County Area - RGV MPO
 FY 2023-2026 Transportation Improvement Program
 Pharr District Projects
 FY 2024

DISTRICT	COUNTY	CSJ	HWY	PHASE	CITY	PROJECT SPONSOR	YOE COST
----------	--------	-----	-----	-------	------	-----------------	----------

PHARR	HIDALGO	0921-02-434	CS	R	PHARR	PHARR	\$792,000
LIMITS FROM:		On Las Milpas Rd., from Jackson Rd.				REVISION DATE: 5/1/2023	
LIMITS TO:		Cage Blvd.				MPO PROJ NUMBER: HC-377	
PROJECT DESCRIPTION:		Widen from 2 to 4 lane curb & gutter				FUNDING CAT(S): 7	
REMARKS		PROJECT HISTORY:					
P7:							

TOTAL PROJECT COST INFORMATION			AUTHORIZED FUNDING BY CATEGORY/SHARE					
		COST OF APPROVED PHASES:		FEDERAL	STATE	LOCAL	LC	TOTAL
PRELIM ENG:	\$275,625		CAT 7	\$633,600		\$158,400		\$792,000
ROW PURCHASE:	\$792,000							
CONST COST:	\$6,300,000							
CONST ENG:	\$618,750	\$792,000						
CONTING:								
IND COSTS:								
BND FINANCING:	\$0							
TOTAL PROJECT COST:	\$7,986,375		TOTALS	\$633,600	\$0	\$158,400	\$0	\$792,000

Performance Measures	
PM 1: Safety	
PM 2: Pavement Conditions	
PM 3: System Performance	

PHARR	HIDALGO	0921-02-436	CS	PE	PHARR	PHARR	\$335,286
LIMITS FROM:		On Moore Rd., from Jackson Rd.				REVISION DATE: 5/1/2023	
LIMITS TO:		Cage Blvd.				MPO PROJ NUMBER: HC-379	
PROJECT DESCRIPTION:		Widen to a 2-lane divided roadway with continuous center turning lane and shoulders				FUNDING CAT(S): 3LC	
REMARKS		PROJECT HISTORY:					
P7:							

TOTAL PROJECT COST INFORMATION			AUTHORIZED FUNDING BY CATEGORY/SHARE					
		COST OF APPROVED PHASES:		FEDERAL	STATE	LOCAL	LC	TOTAL
PRELIM ENG:	\$335,286		CAT 3 LC				\$335,286	\$335,286
ROW PURCHASE:	\$605,000							
CONST COST:	\$6,814,080							
CONST ENG:	\$486,720	\$335,286						
CONTING:								
IND COSTS:								
BND FINANCING:	\$0							
TOTAL PROJECT COST:	\$8,241,086		TOTALS	\$0	\$0	\$0	\$335,286	\$335,286

Performance Measures	
PM 1: Safety	
PM 2: Pavement Conditions	
PM 3: System Performance	

PHASE: C = CONSTRUCTION, E = ENGINEERING, R = ROW, T = TRANSFER

* FUNDING NOT FIXED

Hidalgo County Area - RGV MPO
 FY 2023-2026 Transportation Improvement Program
 Pharr District Projects
 FY 2024

DISTRICT	COUNTY	CSJ	HWY	PHASE	CITY	PROJECT SPONSOR	YOE COST
PHARR	HIDALGO	0864-01-068	FM 494	C	McAllen	TXDOT	\$18,061,421
LIMITS FROM:		SH 107				REVISION DATE:	5/1/2023
LIMITS TO:		FM 676 (Mile 5)				MPO PROJ NUMBER:	HC-292a
PROJECT DESCRIPTION:		Widen from 2 to 4 lanes				FUNDING CAT(S):	2
REMARKS				PROJECT HISTORY:			
P7:							

TOTAL PROJECT COST INFORMATION			AUTHORIZED FUNDING BY CATEGORY/SHARE				
		COST OF APPROVED PHASES:	FEDERAL	STATE	LOCAL	LC	TOTAL
PRELIM ENG:	\$904,497						
ROW PURCHASE:			CAT 2	\$14,449,137	\$3,612,284		\$18,061,421
CONST COST:	\$18,061,421						
CONST ENG:	\$1,096,472	\$18,061,421					
CONTING:	\$1,092,369						
IND COSTS:	\$535,314						
POT. CHG ORDER:							
TOTAL PROJECT COST:	\$21,690,073		TOTALS	\$14,449,137	\$3,612,284	\$0	\$0

Performance Measures	
PM 1: Safety	
PM 2: Pavement Conditions	
PM 3: System Performance	

DISTRICT	COUNTY	CSJ	HWY	PHASE	CITY	PROJECT SPONSOR	YOE COST
PHARR	HIDALGO	0921-02-437	CS	PE	PHARR	PHARR	\$330,482
LIMITS FROM:		On Moore Rd., from Cage Blvd.				REVISION DATE:	5/1/2023
LIMITS TO:		I Rd.				MPO PROJ NUMBER:	HC-380
PROJECT DESCRIPTION:		Widen to a 2-lane divided roadway with continuous center turning lane and shoulders				FUNDING CAT(S):	3LC
REMARKS				PROJECT HISTORY:			
P7:							

TOTAL PROJECT COST INFORMATION			AUTHORIZED FUNDING BY CATEGORY/SHARE				
		COST OF APPROVED PHASES:	FEDERAL	STATE	LOCAL	LC	TOTAL
PRELIM ENG:	\$330,482						
ROW PURCHASE:	\$605,000		CAT 3 LC			\$330,482	\$330,482
CONST COST:	\$8,777,781						
CONST ENG:	\$597,125	\$330,482					
CONTING:							
IND COSTS:							
BND FINANCING:	\$0						
TOTAL PROJECT COST:	\$10,310,388		TOTALS	\$0	\$0	\$0	\$330,482

Performance Measures	
PM 1: Safety	
PM 2: Pavement Conditions	
PM 3: System Performance	

PHASE: C = CONSTRUCTION, E = ENGINEERING, R = ROW, T = TRANSFER

* FUNDING NOT FIXED

Hidalgo County Area - RGV MPO
 FY 2023-2026 Transportation Improvement Program
 Pharr District Projects
 FY 2024

DISTRICT	COUNTY	CSJ	HWY	PHASE	CITY	PROJECT SPONSOR	YOE COST			
PHARR	HIDALGO	0921-02-394	CS	C	DONNA	DONNA	\$41,860,063			
LIMITS FROM:		@ DONNA INT'L BRIDGE				REVISION DATE:	5/1/2023			
LIMITS TO:						MPO PROJ NUMBER:	HC-361			
PROJECT DESCRIPTION:	CONSTRUCTION OF ROADWAY & COMMERCIAL FACILITIES FOR NORTHBOUND LOADED / EMPTY AND SOUTHBOUND LOADED TRUCKS				FUNDING CAT(S):	3LC, 11 B				
REMARKS				PROJECT HISTORY:						
P7:										
TOTAL PROJECT COST INFORMATION				AUTHORIZED FUNDING BY CATEGORY/SHARE						
PRELIM ENG:	\$2,017,023	COST OF APPROVED PHASES:	\$41,860,063	FEDERAL		STATE	LOCAL	LC	TOTAL	
ROW PURCHASE:	\$0			CAT 3 - LOCAL					\$32,960,063	\$32,960,063
CONST COST:	\$41,860,063			Rider 11 B		\$7,120,000	\$1,780,000			\$8,900,000
CONST ENG:	\$1,811,204									
CONTING:	\$913,676									
IND COSTS:	\$1,193,748									
BND FINANCING:										
PT CHG ORD										
TOTAL PROJECT COST:	\$47,795,714			TOTALS	\$7,120,000	\$1,780,000	\$0	\$32,960,063	\$41,860,063	

Performance Measures	
PM 1: Safety	
PM 2: Pavement Conditions	
PM 3: System Performance	

DISTRICT	COUNTY	CSJ	HWY	PHASE	CITY	PROJECT SPONSOR	YOE COST			
PHARR	HIDALGO	0921-02-362		C,E,R	McAllen	PCT 4	\$3,221,300			
LIMITS FROM:		On Russell Rd., from FM 2220 (Ware Rd)				REVISION DATE:	5/1/2023			
LIMITS TO:		Rooth Rd.				MPO PROJ NUMBER:	HC-RU1			
PROJECT DESCRIPTION:	Realignment - Wdening from 2 to 4 lane urban roadway				FUNDING CAT(S):	3LC				
REMARKS				PROJECT HISTORY:						
P7:				Pending Functional Classification						
TOTAL PROJECT COST INFORMATION				AUTHORIZED FUNDING BY CATEGORY/SHARE						
PRELIM ENG:	\$58,800	COST OF APPROVED PHASES:	\$3,221,300	FEDERAL		STATE	LOCAL	LC	TOTAL	
ROW PURCHASE:	\$350,000			CAT 3 - LOCAL					\$3,221,300	\$3,221,300
CONST COST:	\$2,600,000									
CONST ENG:	\$212,500									
CONTING:	\$0									
IND COSTS:	\$0									
BND FINANCING:	\$0									
PT CHG ORD										
TOTAL PROJECT COST:	\$3,221,300			TOTALS	\$0	\$0	\$0	\$3,221,300	\$3,221,300	

Performance Measures	
PM 1: Safety	
PM 2: Pavement Conditions	
PM 3: System Performance	

PHASE: C = CONSTRUCTION, E = ENGINEERING, R = ROW, T = TRANSFER

* FUNDING NOT FIXED

Hidalgo County Area - RGV MPO
 FY 2023-2026 Transportation Improvement Program
 Pharr District Projects
 FY 2024

DISTRICT	COUNTY	CSJ	HWY	PHASE	CITY	PROJECT SPONSOR	YOE COST
Pharr	Hidalgo	0865-01-108	SH 495	C	Palmview	TxDOT	\$15,139,057
LIMITS FROM:		Veterans Blvd, from IH-2				REVISION DATE:	5/1/2023
LIMITS TO:		SH 364 (La Homa Rd)				MPO PROJ NUMBER:	HC-50
PROJECT DESCRIPTION:		Construct 4 lane divided urban section				FUNDING CAT(S):	1, 2
REMARKS				PROJECT HISTORY:			
P7:							

TOTAL PROJECT COST INFORMATION			AUTHORIZED FUNDING BY CATEGORY/SHARE				
		COST OF APPROVED PHASES:	FEDERAL	STATE	LOCAL	LC	TOTAL
PRELIM ENG:	\$758,148						
ROW PURCHASE:	\$2,699,360		CAT 1	\$60,719	\$15,180		\$75,899
CONST COST:	\$15,139,057		CAT 2	\$12,050,526	\$3,012,632		\$15,063,158
CONST ENG:	\$919,061	\$15,139,057					
CONTING:	\$915,622						
IND COSTS:	\$448,700						
POT CHG ORD:							
BND FINANCING:	\$0						
TOTAL PROJECT COST:	\$20,879,948		TOTALS	\$12,111,246	\$3,027,811	\$0	\$0
							\$15,139,057

Performance Measures	
PM 1: Safety	✓
PM 2: Pavement Conditions	
PM 3: System Performance	

DISTRICT	COUNTY	CSJ	HWY	PHASE	CITY	PROJECT SPONSOR	YOE COST
PHARR	HIDALGO	0921-02-328	CS	C,CE	VARIOUS	Mission	\$14,847,141
LIMITS FROM:		ON TAYLOR RD @MILE 2 N.				REVISION DATE:	5/1/2023
LIMITS TO:		BUSINESS 83				MPO PROJ NUMBER:	HC-257
PROJECT DESCRIPTION:		WIDEN FROM 2 TO 4 LANES DIVIDED URBAN				FUNDING CAT(S):	7, 3LC
REMARKS				PROJECT HISTORY:			
P7:							

TOTAL PROJECT COST INFORMATION			AUTHORIZED FUNDING BY CATEGORY/SHARE				
		COST OF APPROVED PHASES:	FEDERAL	STATE	LOCAL	LC	TOTAL
PRELIM ENG:	\$743,333						
ROW PURCHASE:	\$2,011,852		CAT 7	\$10,790,242	\$2,697,560		\$13,487,802
CONST COST:	\$13,709,138		CAT 3 LC			\$1,359,339	\$1,359,339
CONST ENG:	\$1,138,003	\$14,847,141					
CONTING:	\$376,725						
IND COSTS:	\$292,316						
POT CHG ORD:							
BND FINANCING:							
TOTAL PROJECT COST:	\$18,271,367		TOTALS	\$10,790,242	\$0	\$2,697,560	\$1,359,339
							\$14,847,141

Performance Measures	
PM 1: Safety	
PM 2: Pavement Conditions	
PM 3: System Performance	

PHASE: C = CONSTRUCTION, E = ENGINEERING, R = ROW, T = TRANSFER

* FUNDING NOT FIXED

Hidalgo County Area - RGV MPO
 FY 2023-2026 Transportation Improvement Program
 Pharr District Projects
 FY 2024

DISTRICT	COUNTY	CSJ	HWY	PHASE	CITY	PROJECT SPONSOR	YOE COST	
PHARR	HIDALGO	0921-02-327	CS	C, CE	MISSION	Mission	\$5,174,155	
LIMITS FROM:		ON TAYLOR RD, FROM BUSINESS 83			REVISION DATE:		5/1/2023	
LIMITS TO:		I-2 (US 83)			MPO PROJ NUMBER:		HC-256	
PROJECT DESCRIPTION:		WIDEN FROM 2 TO 4 LANES w/ LEFT TURN LANE			FUNDING CAT(S):		7, 3LC, CRRSAA	
REMARKS				PROJECT HISTORY:				
P7:								
TOTAL PROJECT COST INFORMATION				AUTHORIZED FUNDING BY CATEGORY/SHARE				
PRELIM ENG:	\$1,989,553	COST OF APPROVED PHASES:		FEDERAL	STATE	LOCAL	LC	TOTAL
ROW PURCHASE:	\$1,192,488		CAT 7	\$395,504		\$98,876		\$494,380
CONST COST:	\$4,674,155		CAT 7 (CRRSAA)	\$4,500,000				\$4,500,000
CONST ENG:	\$500,000		CAT 3 LC				\$179,775	\$179,775
CONTING:								
IND COSTS:								
POT CHG ORD:								
BND FINANCING:								
TOTAL PROJECT COST:	\$8,356,196		TOTALS	\$4,895,504	\$0	\$98,876	\$179,775	\$5,174,155

Performance Measures	
PM 1: Safety	
PM 2: Pavement Conditions	
PM 3: System Performance	

DISTRICT	COUNTY	CSJ	HWY	PHASE	CITY	PROJECT SPONSOR	YOE COST	
Pharr	Hidalgo	0342-01-093	SH 107	C	Edinburg	TxDOT	\$20,498,722	
LIMITS FROM:		Bus 281-W			REVISION DATE:		5/1/2023	
LIMITS TO:		I-69C (US 281)			MPO PROJ NUMBER:		HC-337	
PROJECT DESCRIPTION:		Operational Improvements and Rehabilitation			FUNDING CAT(S):		1, 2	
REMARKS				PROJECT HISTORY:				
P7:								
TOTAL PROJECT COST INFORMATION				AUTHORIZED FUNDING BY CATEGORY/SHARE				
PRELIM ENG:	\$1,007,914	COST OF APPROVED PHASES:		FEDERAL	STATE	LOCAL	LC	TOTAL
ROW PURCHASE:	\$3,676,572		CAT 2	\$15,200,000	\$3,800,000			\$19,000,000
CONST COST:	\$20,498,722		CAT 1	\$1,198,978	\$299,744			\$1,498,722
CONST ENG:	\$1,662,030							
CONTING:	\$859,370							
IND COSTS:	\$596,521							
POT CHG ORD:								
BND FINANCING:								
TOTAL PROJECT COST:	\$28,301,129		TOTALS	\$16,398,978	\$4,099,744	\$0	\$0	\$20,498,722

Performance Measures	
PM 1: Safety	✓
PM 2: Pavement Conditions	✓
PM 3: System Performance	

PHASE: C = CONSTRUCTION, E = ENGINEERING, R = ROW, T = TRANSFER

* FUNDING NOT FIXED

Hidalgo County Area - RGV MPO
 FY 2023-2026 Transportation Improvement Program
 Pharr District Projects
 FY 2024

DISTRICT	COUNTY	CSJ	HWY	PHASE	CITY	PROJECT SPONSOR	YOE COST
----------	--------	-----	-----	-------	------	-----------------	----------

Pharr	Hidalgo	0921-02-376	CS	C,R,E	Pharr	Pharr	\$8,277,271
-------	---------	-------------	----	-------	-------	-------	-------------

LIMITS FROM:	On Hi-Line West, From Jackson Rd	REVISION DATE:	5/1/2023
LIMITS TO:	Cage Blvd	MPO PROJ NUMBER:	HC-339
PROJECT DESCRIPTION:	Widen to 2 lane with continuous left turn lane	FUNDING CAT(S):	7, 3LC
REMARKS P7:	E=Construction Engineering	PROJECT HISTORY:	

TOTAL PROJECT COST INFORMATION			AUTHORIZED FUNDING BY CATEGORY/SHARE						
				FEDERAL	STATE	LOCAL	LC	TOTAL	
PRELIM ENG:	\$254,800	COST OF APPROVED PHASES:	Cat 7	\$4,905,488		\$1,226,372		\$6,131,860	
ROW PURCHASE:	\$100,000		CAT 3 LC				\$2,145,411	\$2,145,411	
CONST COST:	\$7,559,432								
CONST ENG:	\$617,839								
CONTING:									
IND COSTS:									
POT CHG ORD:									
BND FINANCING:									
TOTAL PROJECT COST:	\$8,532,071		TOTALS	\$4,905,488	\$0	\$1,226,372	\$2,145,411	\$8,277,271	

Performance Measures	
PM 1: Safety	
PM 2: Pavement Conditions	
PM 3: System Performance	

Pharr	Hidalgo	1064-01-043	FM 676	C	McAllen	TXDOT/HC 4	\$8,894,456
-------	---------	-------------	--------	---	---------	------------	-------------

LIMITS FROM:	Taylor Rd	REVISION DATE:	5/1/2023
LIMITS TO:	FM 2220	MPO PROJ NUMBER:	HC-144
PROJECT DESCRIPTION:	Widen From 2 to 4 Lane Divided	FUNDING CAT(S):	7, 11
REMARKS P7:		PROJECT HISTORY:	

TOTAL PROJECT COST INFORMATION			AUTHORIZED FUNDING BY CATEGORY/SHARE						
				FEDERAL	STATE	LOCAL	LC	TOTAL	
PRELIM ENG:	\$1,839,870	COST OF APPROVED PHASES:	CAT 7	\$4,000,000	\$1,000,000			\$5,000,000	
ROW PURCHASE:	\$1,000,000		CAT 11	\$3,115,565	\$778,891			\$3,894,456	
CONST COST:	\$8,894,456								
CONST ENG:									
CONTING:									
IND COSTS:									
POT CHG ORD:									
BND FINANCING:									
TOTAL PROJECT COST:	\$11,734,326		TOTALS	\$7,115,565	\$1,778,891	\$0	\$0	\$8,894,456	

Performance Measures	
PM 1: Safety	✓
PM 2: Pavement Conditions	
PM 3: System Performance	

PHASE: C = CONSTRUCTION, E = ENGINEERING, R = ROW, T = TRANSFER

* FUNDING NOT FIXED

Hidalgo County Area - RGV MPO
 FY 2023-2026 Transportation Improvement Program
 Pharr District Projects
 FY 2024

DISTRICT	COUNTY	CSJ	HWY	PHASE	CITY	PROJECT SPONSOR	YOE COST	
Pharr	Hidalgo	0528-01-118	SH 107 (Conway)	C	Palmhurst	TxDOT	\$21,386,280	
LIMITS FROM:		SH 495				REVISION DATE:		5/1/2023
LIMITS TO:		FM 1924 (Mile 3 N)				MPO PROJ NUMBER:		HC-383
PROJECT DESCRIPTION:		Widen from 4 to 6 Lanes w/Raised Median				FUNDING CAT(S):		2
REMARKS				PROJECT HISTORY:				
P7:				Limits Corrected				

TOTAL PROJECT COST INFORMATION			AUTHORIZED FUNDING BY CATEGORY/SHARE						
				FEDERAL	STATE	LOCAL	LC	TOTAL	
PRELIM ENG:	\$1,071,002	COST OF APPROVED PHASES:	\$21,386,280	CAT 2					
ROW PURCHASE:	\$0								
CONST COST:	\$21,386,280				\$17,109,024	\$4,277,256			\$21,386,280
CONST ENG:	\$1,298,317								
CONTING:	\$1,293,459								
IND COSTS:	\$633,859								
POT CHG ORD:									
BND FINANCING:									
TOTAL PROJECT COST:	\$25,682,917			TOTALS	\$17,109,024	\$4,277,256	\$0	\$0	\$21,386,280

Revision

Performance Measures	
PM 1: Safety	✓
PM 2: Pavement Conditions	
PM 3: System Performance	✓

DISTRICT	COUNTY	CSJ	HWY	PHASE	CITY	PROJECT SPONSOR	YOE COST	
PHARR	HIDALGO	0921-02-142	CS	R	Hidalgo County	HCRMA	\$44,584,210	
LIMITS FROM:		On IBTC, from 365 Tollway at FM 493				REVISION DATE:		5/1/2023
LIMITS TO:		IH-2				MPO PROJ NUMBER:		RMA-3
PROJECT DESCRIPTION:		CONSTRUCT NON-TOLLED 4 LANE DIVIDED (AT GRADE) HIGHWAY (INTERIM)				FUNDING CAT(S):		3LC
REMARKS				PROJECT HISTORY:				
P7:								

TOTAL PROJECT COST INFORMATION			AUTHORIZED FUNDING BY CATEGORY/SHARE							
				FEDERAL	STATE	LOCAL	LC	TOTAL		
PRELIM ENG:	\$13,118,273	COST OF APPROVED PHASES:	\$44,584,210	CAT 3 LC						
ROW PURCHASE:	\$44,584,210								\$44,584,210	\$44,584,210
CONST COST:	\$137,673,338									
CONST ENG:	\$9,444,203									
CONTING:	\$16,223,533									
IND COSTS:	\$3,906,761									
POT CHG ORD:										
BND FINANCING:										
TOTAL PROJECT COST:	\$224,950,318			TOTALS	\$0	\$0	\$0	\$44,584,210	\$44,584,210	

Performance Measures	
PM 1: Safety	
PM 2: Pavement Conditions	
PM 3: System Performance	

PHASE: C = CONSTRUCTION, E = ENGINEERING, R = ROW, T = TRANSFER

* FUNDING NOT FIXED

Hidalgo County Area - RGV MPO
 FY 2023-2026 Transportation Improvement Program
 Pharr District Projects
 FY 2024

DISTRICT	COUNTY	CSJ	HWY	PHASE	CITY	PROJECT SPONSOR	YOE COST
PHARR	HIDALGO	0921-02-440	CS	R	Edinburg	Edinburg	\$560,000
LIMITS FROM:		On Freddy Gonzalez Dr., from SH 336 (10th St.)				REVISION DATE: 5/1/2023	
LIMITS TO:		FM 2061 (McCull Rd)				MPO PROJ NUMBER: HC-120	
PROJECT DESCRIPTION:		WIDEN AND RECONSTRUCT TO 4 LANES DIVIDED URBAN			FUNDING CAT(S): 7		
REMARKS		PROJECT HISTORY:					
P7:							
TOTAL PROJECT COST INFORMATION				AUTHORIZED FUNDING BY CATEGORY/SHARE			
PRELIM ENG:	\$270,663	COST OF APPROVED PHASES: \$560,000					
ROW PURCHASE:	\$560,000		CAT 7	\$448,000		\$112,000	\$560,000
CONST COST:	\$5,820,468						
CONST ENG:	\$328,109						
CONTING:	\$326,882						
IND COSTS:	\$160,188						
BND FINANCING:							
PT CHG ORD							
TOTAL PROJECT COST:	\$7,466,310	TOTALS	\$448,000	\$0	\$112,000	\$0	\$560,000

Performance Measures	
PM 1: Safety	✓
PM 2: Pavement Conditions	
PM 3: System Performance	

PHASE: C = CONSTRUCTION, E = ENGINEERING, R = ROW, T = TRANSFER

* FUNDING NOT FIXED

Hidalgo County Area - RGV MPO
 FY 2023-2026 Transportation Improvement Program
 Pharr District Projects
 FY 2025

DISTRICT	COUNTY	CSJ	HWY	PHASE	CITY	PROJECT SPONSOR	YOE COST	
PHARR	HIDALGO	0921-02-254	CS	C,E,R		HC 1	\$7,860,000	
LIMITS FROM:		On Mile 1 East, from BUS 83				REVISION DATE:		5/1/2023
LIMITS TO:		Mile 8 North				MPO PROJ NUMBER:		HC-269
PROJECT DESCRIPTION:		Reconstruct & widen to urban 2 lanes & shoulders				FUNDING CAT(S):		3LC, 7, CRRSAA
REMARKS P7:		E=Construction Engineering				PROJECT HISTORY:		

TOTAL PROJECT COST INFORMATION			AUTHORIZED FUNDING BY CATEGORY/SHARE					
		COST OF APPROVED PHASES:		FEDERAL	STATE	LOCAL	LC	TOTAL
PRELIM ENG:	\$778,050		CAT 7	\$5,642,269		\$1,410,567		\$7,052,836
ROW PURCHASE:	\$502,000		CAT 3 LC				\$480,000	\$480,000
CONST COST:	\$6,480,000		CRRSAA	\$327,164				\$327,164
CONST ENG:	\$878,000	\$7,860,000						
CONTING:	\$588,485							
IND COSTS:	\$561,324							
BND FINANCING:								
PT CHG ORD								
TOTAL PROJECT COST:	\$9,787,859		TOTALS	\$5,969,433	\$0	\$1,410,567	\$480,000	\$7,860,000

Performance Measures	
PM 1: Safety	✓
PM 2: Pavement Conditions	
PM 3: System Performance	

DISTRICT	COUNTY	CSJ	HWY	PHASE	CITY	PROJECT SPONSOR	YOE COST	
PHARR	HIDALGO	0921-02-361	CS	C,CE	MCALLEN	HC 2	\$19,208,715	
LIMITS FROM:		On Nolana Loop, from FM 1426				REVISION DATE:		5/1/2023
LIMITS TO:		FM 907				MPO PROJ NUMBER:		HC-152a
PROJECT DESCRIPTION:		WIDEN FROM 2 TO 4 LANE DIVIDED				FUNDING CAT(S):		7, 3LC
REMARKS P7:		Nolana Loop (S1)				PROJECT HISTORY:		

TOTAL PROJECT COST INFORMATION			AUTHORIZED FUNDING BY CATEGORY/SHARE					
		COST OF APPROVED PHASES:		FEDERAL	STATE	LOCAL	LC	TOTAL
PRELIM ENG:	\$230,275		CAT 7	\$13,978,975		\$3,494,744		\$17,473,719
ROW PURCHASE:	\$2,000,000		CAT 3 LC				\$1,734,996	\$1,734,996
CONST COST:	\$17,287,844							
CONST ENG:	\$1,920,871	\$19,208,715						
CONTING:	\$1,074,017							
IND COSTS:	\$526,321							
BND FINANCING:								
PT CHG ORD								
TOTAL PROJECT COST:	\$23,039,328		TOTALS	\$13,978,975	\$0	\$3,494,744	\$1,734,996	\$19,208,715

Performance Measures	
PM 1: Safety	✓
PM 2: Pavement Conditions	
PM 3: System Performance	

Hidalgo County Area - RGV MPO
 FY 2023-2026 Transportation Improvement Program
 Pharr District Projects
 FY 2025

DISTRICT	COUNTY	CSJ	HWY	PHASE	CITY	PROJECT SPONSOR	YOE COST
PHARR	HIDALGO	0921-02-332	CS	R,E,C		HC 3	\$7,564,926
LIMITS FROM:		On Mile 3 N. (Phase II), from FM 2221				REVISION DATE: 5/1/2023	
LIMITS TO:		Tom Gill Rd.				MPO PROJ NUMBER: HC-286b	
PROJECT DESCRIPTION:		New Location - 2 Lane Rural Roadway				FUNDING CAT(S): 7, 3LC	
REMARKS P7:				PROJECT HISTORY:			

TOTAL PROJECT COST INFORMATION			AUTHORIZED FUNDING BY CATEGORY/SHARE				
P7:	COST OF APPROVED PHASES:		FEDERAL	STATE	LOCAL	LC	TOTAL
PRELIM ENG:	\$453,926						
ROW PURCHASE:	\$750,000	CAT 7	\$5,752,000		\$1,438,000		\$7,190,000
CONST COST:	\$6,210,000	CAT 3 LC				\$374,926	\$374,926
CONST ENG:	\$604,926	\$7,564,926					
CONTING:	\$497,903						
IND COSTS:	\$268,650						
BND FINANCING:							
PT CHG ORD							
TOTAL PROJECT COST:	\$8,785,405	TOTALS	\$5,752,000	\$0	\$1,438,000	\$374,926	\$7,564,926

Performance Measures	
PM 1: Safety	
PM 2: Pavement Conditions	
PM 3: System Performance	

DISTRICT	COUNTY	CSJ	HWY	PHASE	CITY	PROJECT SPONSOR	YOE COST
PHARR	HIDALGO	0921-02-512	CS	C	MCALLEN	MCALLEN	\$10,264,320
LIMITS FROM:		On Bentsen Rd., from FM 676 (Mile 5)				REVISION DATE: 5/1/2023	
LIMITS TO:		FM 1924 (Mile 3)				MPO PROJ NUMBER: HC-900	
PROJECT DESCRIPTION:		Widen from 2 to 4 lanes and continuous turn lane w/ curb and gutter				FUNDING CAT(S): 7, 3LC	
REMARKS P7:				PROJECT HISTORY:			

TOTAL PROJECT COST INFORMATION			AUTHORIZED FUNDING BY CATEGORY/SHARE				
P7:	COST OF APPROVED PHASES:		FEDERAL	STATE	LOCAL	LC	TOTAL
PRELIM ENG:	\$275,000						
ROW PURCHASE:	\$1,100,000	CAT 7	\$3,248,672		\$812,168		\$4,060,840
CONST COST:	\$10,264,320	CAT 3 LC				\$6,203,480	\$6,203,480
CONST ENG:	\$825,000	\$10,264,320					
CONTING:							
IND COSTS:							
BND FINANCING:							
PT CHG ORD							
TOTAL PROJECT COST:	\$12,464,320	TOTALS	\$3,248,672	\$0	\$812,168	\$6,203,480	\$10,264,320

Performance Measures	
PM 1: Safety	
PM 2: Pavement Conditions	
PM 3: System Performance	

Hidalgo County Area - RGV MPO
 FY 2023-2026 Transportation Improvement Program
 Pharr District Projects
 FY 2025

DISTRICT	COUNTY	CSJ	HWY	PHASE	CITY	PROJECT SPONSOR	YOE COST	
PHARR	HIDALGO	1064-01-027	FM 676	C	MISSION	TXDOT	\$32,695,295	
LIMITS FROM:		SH 107 (Conway)				REVISION DATE:		5/1/2023
LIMITS TO:		Taylor Rd.				MPO PROJ NUMBER:		HC-117c
PROJECT DESCRIPTION:		Widen from 2 to 4 Lanes w/ Left Turn Lane				FUNDING CAT(S):		2,10

REMARKS P7:	PROJECT HISTORY:
-------------	------------------

TOTAL PROJECT COST INFORMATION			AUTHORIZED FUNDING BY CATEGORY/SHARE					
ITEM	AMOUNT	COST OF APPROVED PHASES:	PHASE	FEDERAL	STATE	LOCAL	LC	TOTAL
PRELIM ENG:	\$1,576,703							
ROW PURCHASE:	\$4,465,587		CAT 2	\$25,755,647	\$6,438,912			\$32,194,559
CONST COST:	\$32,695,295		CAT 10 Earmark	\$400,589	\$100,147			\$500,736
CONST ENG:	\$1,911,351	\$32,695,295						
CONTING:	\$1,904,198							
IND COSTS:	\$933,151							
BND FINANCING:								
PT CHG ORD								
TOTAL PROJECT COST:	\$43,486,285		TOTALS	\$26,156,236	\$6,539,059	\$0	\$0	\$32,695,295

Performance Measures	
PM 1: Safety	
PM 2: Pavement Conditions	
PM 3: System Performance	✓

DISTRICT	COUNTY	CSJ	HWY	PHASE	CITY	PROJECT SPONSOR	YOE COST	
PHARR	HIDALGO	0255-07-140	US 281	C		TXDOT	\$146,077,379	
LIMITS FROM:		0.273 mi S. SH 186				REVISION DATE:		5/1/2023
LIMITS TO:		0.023 mi N. FM 490				MPO PROJ NUMBER:		HC-384
PROJECT DESCRIPTION:		Rural Expy Facility- Construct 4 lanes with overpasses & two - 2 lane frontage roads				FUNDING CAT(S):		4,12

REMARKS P7:	PROJECT HISTORY:
-------------	------------------

TOTAL PROJECT COST INFORMATION			AUTHORIZED FUNDING BY CATEGORY/SHARE					
ITEM	AMOUNT	COST OF APPROVED PHASES:	PHASE	FEDERAL	STATE	LOCAL	LC	TOTAL
PRELIM ENG:	\$7,239,311							
ROW PURCHASE:	\$5,265,959		CAT 4	\$115,859,048	\$28,964,762			\$144,823,810
CONST COST:	\$146,077,379		CAT 12	\$1,002,855	\$250,714			\$1,253,569
CONST ENG:	\$11,272,641	\$146,077,379						
CONTING:	\$12,484,206							
IND COSTS:	\$4,284,490							
BND FINANCING:								
PT CHG ORD								
TOTAL PROJECT COST:	\$186,623,986		TOTALS	\$116,861,903	\$29,215,476	\$0	\$0	\$146,077,379

Performance Measures	
PM 1: Safety	✓
PM 2: Pavement Conditions	
PM 3: System Performance	

Hidalgo County Area - RGV MPO
 FY 2023-2026 Transportation Improvement Program
 Pharr District Projects
 FY 2025

DISTRICT	COUNTY	CSJ	HWY	PHASE	CITY	PROJECT SPONSOR	YOY COST
PHARR	HIDALGO	0255-06-069	US 281	C		TXDOT	\$65,880,000

LIMITS FROM:	3.9 Mi. N. of SH 186	REVISION DATE:	5/1/2023
LIMITS TO:	SH 186	MPO PROJ NUMBER:	HC-281

PROJECT DESCRIPTION: Construct 4 Lanes with overpasses and two-2 lane frontage roads	FUNDING CAT(S): 12
--	--------------------

REMARKS P7:	PROJECT HISTORY: Revised project limits
-------------	---

TOTAL PROJECT COST INFORMATION			AUTHORIZED FUNDING BY CATEGORY/SHARE					
		COST OF APPROVED PHASES:	FEDERAL	STATE	LOCAL	LC	TOTAL	
PRELIM ENG:	\$3,285,210	\$65,880,000						
ROW PURCHASE:	\$5,265,959							
CONST COST:	\$65,880,000		CAT 12	\$52,704,000	\$13,176,000			\$65,880,000
CONST ENG:	\$3,613,731							
CONTING:	\$6,045,100							
IND COSTS:	\$1,944,308							
BND FINANCING:								
PT CHG ORD								
TOTAL PROJECT COST:	\$86,034,308		TOTALS	\$52,704,000	\$13,176,000	\$0	\$0	\$65,880,000

Revision

Performance Measures	
PM 1: Safety	✓
PM 2: Pavement Conditions	
PM 3: System Performance	✓

Hidalgo County Area - RGV MPO
 FY 2023-2026 Transportation Improvement Program
 Pharr District Projects
 FY 2026

DISTRICT	COUNTY	CSJ	HWY	PHASE	CITY	PROJECT SPONSOR	YOE COST
PHARR	HIDALGO	0921-02-395	CS	R	MISSION	HIDALGO COUNTY	\$3,500,000
LIMITS FROM: ON INSPIRATION RD/MILITARY PARKWAY LOOP, FROM IH-2						REVISION DATE:	5/1/2023
LIMITS TO: FM 1016						MPO PROJ NUMBER:	HC-341r
PROJECT DESCRIPTION: WIDEN FROM 2 TO 4 LANE DIVIDED						FUNDING CAT(S):	7
REMARKS P7:						PROJECT HISTORY:	

TOTAL PROJECT COST INFORMATION			AUTHORIZED FUNDING BY CATEGORY/SHARE					
		COST OF APPROVED PHASES:		FEDERAL	STATE	LOCAL	LC	TOTAL
PRELIM ENG:	\$1,276,483		CAT 7	\$2,800,000		\$700,000		\$3,500,000
ROW PURCHASE:	\$3,500,000							
CONST COST:	\$20,047,928							
CONST ENG:	\$2,205,272	\$3,500,000						
CONTING:								
IND COSTS:								
BND FINANCING:								
PT CHG ORD								
TOTAL PROJECT COST:	\$27,029,683		TOTALS	\$2,800,000	\$0	\$700,000	\$0	\$3,500,000

Performance Measures	
PM 1: Safety	✓
PM 2: Pavement Conditions	
PM 3: System Performance	✓

DISTRICT	COUNTY	CSJ	HWY	PHASE	CITY	PROJECT SPONSOR	YOE COST
PHARR	HIDALGO	0921-02-442	CS	PE,R	Edinburg	HC 4	\$1,700,162
LIMITS FROM: On Trenton Rd., from I-69C						REVISION DATE:	5/1/2023
LIMITS TO: FM 907						MPO PROJ NUMBER:	HC-177a
PROJECT DESCRIPTION: Widen and Reconstruct Roadway from 2 to 4 lanes divided urban						FUNDING CAT(S):	7, 3LC
REMARKS P7:						PROJECT HISTORY:	

TOTAL PROJECT COST INFORMATION			AUTHORIZED FUNDING BY CATEGORY/SHARE					
		COST OF APPROVED PHASES:		FEDERAL	STATE	LOCAL	LC	TOTAL
PRELIM ENG:	\$985,162		CAT 7	\$572,000		\$143,000		\$715,000
ROW PURCHASE:	\$715,000							
CONST COST:	\$22,517,985		CAT 3 LC				\$985,162	\$985,162
CONST ENG:	\$1,708,954	\$1,700,162						
CONTING:								
IND COSTS:								
BND FINANCING:								
PT CHG ORD								
TOTAL PROJECT COST:	\$25,927,101		TOTALS	\$572,000	\$0	\$143,000	\$985,162	\$1,700,162

Performance Measures	
PM 1: Safety	✓
PM 2: Pavement Conditions	
PM 3: System Performance	✓

Hidalgo County Area - RGV MPO
 FY 2023-2026 Transportation Improvement Program
 Pharr District Projects
 FY 2026

DISTRICT	COUNTY	CSJ	HWY	PHASE	CITY	PROJECT SPONSOR	YOE COST
PHARR	HIDALGO	0921-02-499	CS	C,CE	Pharr	Pharr	\$9,594,500
LIMITS FROM:		On I Rd., from FM 3072 (Dicker Rd.)				REVISION DATE:	5/1/2023
LIMITS TO:		US 281 (Military HWY)				MPO PROJ NUMBER:	HC-499
PROJECT DESCRIPTION:		Widen to a 2-lane divided roadway with continuous center turning lane and shoulders				FUNDING CAT(S):	7, 3LC
REMARKS P7:				PROJECT HISTORY:			

TOTAL PROJECT COST INFORMATION			AUTHORIZED FUNDING BY CATEGORY/SHARE					
		COST OF APPROVED PHASES:		FEDERAL	STATE	LOCAL	LC	TOTAL
PRELIM ENG:	\$349,033		CAT 7	\$6,896,869		\$1,724,217		\$8,621,086
ROW PURCHASE:			CAT 3 LC				\$973,414	\$973,414
CONST COST:	\$9,016,000							
CONST ENG:	\$578,500	\$9,594,500						
CONTING:	\$280,546							
IND COSTS:	\$206,571							
BND FINANCING:								
PT CHG ORD								
TOTAL PROJECT COST:	\$10,430,650		TOTALS	\$6,896,869	\$0	\$1,724,217	\$973,414	\$9,594,500

Performance Measures	
PM 1: Safety	✓
PM 2: Pavement Conditions	
PM 3: System Performance	

DISTRICT	COUNTY	CSJ	HWY	PHASE	CITY	PROJECT SPONSOR	YOE COST
PHARR	HIDALGO	0921-02-142	CS	C, CE	Hidalgo County	HRMA	\$147,117,541
LIMITS FROM:		On IBTC, from 365 Tollway at FM 493				REVISION DATE:	5/1/2023
LIMITS TO:		IH-2				MPO PROJ NUMBER:	RMA-3
PROJECT DESCRIPTION:		CONSTRUCT NON-TOLLED 4 LANE DIVIDED (AT GRADE) HIGHWAY (INTERIM)				FUNDING CAT(S):	3LC, 12
REMARKS P7:				Pending TPB Approved CAT 7 Increase - FC			

TOTAL PROJECT COST INFORMATION			AUTHORIZED FUNDING BY CATEGORY/SHARE					
		COST OF APPROVED PHASES:		FEDERAL	STATE	LOCAL	LC	TOTAL
PRELIM ENG:	\$13,118,273		CAT 3 LC				\$129,549,129	\$129,549,129
ROW PURCHASE:	\$44,584,210		CAT 12	\$14,054,730	\$3,513,682			\$17,568,412
CONST COST:	\$137,673,338							
CONST ENG:	\$9,444,203	\$147,117,541						
CONTING:	\$16,223,533							
IND COSTS:	\$3,906,761							
BND FINANCING:								
PT CHG ORD								
TOTAL PROJECT COST:	\$224,950,318		TOTALS	\$14,054,730	\$3,513,682	\$0	\$129,549,129	\$147,117,541

Performance Measures	
PM 1: Safety	
PM 2: Pavement Conditions	
PM 3: System Performance	

Hidalgo County Area - RGV MPO
 FY 2023-2026 Transportation Improvement Program
 Pharr District Projects
 FY 2026

DISTRICT	COUNTY	CSJ	HWY	PHASE	CITY	PROJECT SPONSOR	YOE COST
PHARR	HIDALGO	0921-02-447	CS	C, CE	Weslaco	HC 1	\$25,060,788
LIMITS FROM: On Mile 6 W., from Mile 14 1/2						REVISION DATE:	5/1/2023
LIMITS TO: Mile 11 N						MPO PROJ NUMBER:	HC-148bbb
PROJECT DESCRIPTION: Widen from 2 to 4 lanes						FUNDING CAT(S):	7, 3LC
REMARKS P7:						PROJECT HISTORY:	

TOTAL PROJECT COST INFORMATION			AUTHORIZED FUNDING BY CATEGORY/SHARE					
				FEDERAL	STATE	LOCAL	LC	TOTAL
PRELIM ENG:	\$631,273							
ROW PURCHASE:	\$2,797,654			\$18,089,991		\$4,522,498		\$22,612,489
CONST COST:	\$22,850,788						\$2,448,299	\$2,448,299
CONST ENG:	\$2,210,000	\$25,060,788						
CONTING:	\$837,455							
IND COSTS:	\$798,636							
BND FINANCING:								
PT CHG ORD								
TOTAL PROJECT COST:	\$30,125,806			\$18,089,991	\$0	\$4,522,498	\$2,448,299	\$25,060,788

Performance Measures	
PM 1: Safety	✓
PM 2: Pavement Conditions	
PM 3: System Performance	✓

DISTRICT	COUNTY	CSJ	HWY	PHASE	CITY	PROJECT SPONSOR	YOE COST
PHARR	HIDALGO	1803-01-094	FM 1925	C	McAllen	TXDOT	\$33,151,161
LIMITS FROM: Wallace Rd						REVISION DATE:	5/1/2023
LIMITS TO: 10th St						MPO PROJ NUMBER:	HC-338
PROJECT DESCRIPTION: Widen from 2 to 6 lanes with raised median						FUNDING CAT(S):	1, 2
REMARKS P7:						PROJECT HISTORY:	

TOTAL PROJECT COST INFORMATION			AUTHORIZED FUNDING BY CATEGORY/SHARE					
				FEDERAL	STATE	LOCAL	LC	TOTAL
PRELIM ENG:	\$1,401,009							
ROW PURCHASE:	\$480,375			\$2,625,281	\$656,320			\$3,281,601
CONST COST:	\$33,151,161			\$23,895,648	\$5,973,912			\$29,869,560
CONST ENG:	\$1,698,365	\$33,151,161						
CONTING:	\$1,692,010							
IND COSTS:	\$829,168							
BND FINANCING:								
PT CHG ORD								
TOTAL PROJECT COST:	\$39,252,088			\$26,520,929	\$6,630,232	\$0	\$0	\$33,151,161

Performance Measures	
PM 1: Safety	✓
PM 2: Pavement Conditions	
PM 3: System Performance	✓

Hidalgo County Area - RGV MPO
 FY 2023-2026 Transportation Improvement Program
 Pharr District Projects
 FY 2026

DISTRICT	COUNTY	CSJ	HWY	PHASE	CITY	PROJECT SPONSOR	YOE COST	
PHARR	HIDALGO	3629-01-001	SH 68	C	Mission	TXDOT	\$209,744,640	
LIMITS FROM:		US 83				REVISION DATE:		5/1/2023
LIMITS TO:		FM 1925				MPO PROJ NUMBER:		HC-295C
PROJECT DESCRIPTION:		Construct new 4 lane divided rural highway facility				FUNDING CAT(S):		12, 11
REMARKS P7:				PROJECT HISTORY:				

TOTAL PROJECT COST INFORMATION			AUTHORIZED FUNDING BY CATEGORY/SHARE					
		COST OF APPROVED PHASES:		FEDERAL	STATE	LOCAL	LC	TOTAL
PRELIM ENG:	\$9,763,613		CAT 11		\$53,164,640			\$53,164,640
ROW PURCHASE:	\$21,996,250		CAT 12		\$156,580,000			\$156,580,000
CONST COST:	\$209,744,640							
CONST ENG:	\$7,751,113	\$209,744,640						
CONTING:	\$11,985,408							
IND COSTS:	\$5,778,465							
BND FINANCING:								
PT CHG ORD								
TOTAL PROJECT COST:	\$267,019,489		TOTALS	\$0	\$209,744,640	\$0	\$0	\$209,744,640

Performance Measures	
PM 1: Safety	
PM 2: Pavement Conditions	
PM 3: System Performance	

DISTRICT	COUNTY	CSJ	HWY	PHASE	CITY	PROJECT SPONSOR	YOE COST	
PHARR	HIDALGO	0921-02-436	CS	E,R,C	PHARR	PHARR	\$7,905,800	
LIMITS FROM:		On Moore Rd. from Jackson Rd.				REVISION DATE:		5/1/2023
LIMITS TO:		Cage Blvd.				MPO PROJ NUMBER:		HC-379
PROJECT DESCRIPTION:		Widen to a 2-lane divided roadway with continuous center turning lane and shoulders				FUNDING CAT(S):		3LC, 7
REMARKS P7:				E= Construction Engineering				

TOTAL PROJECT COST INFORMATION			AUTHORIZED FUNDING BY CATEGORY/SHARE					
		COST OF APPROVED PHASES:		FEDERAL	STATE	LOCAL	LC	TOTAL
PRELIM ENG:	\$335,286		CAT 7	\$4,867,200		\$1,216,800		\$6,084,000
ROW PURCHASE:	\$605,000		CAT 3 LC				\$1,821,800	\$1,821,800
CONST COST:	\$6,814,080							
CONST ENG:	\$486,720	\$7,905,800						
CONTING:								
IND COSTS:								
BND FINANCING:								
TOTAL PROJECT COST:	\$8,241,086		TOTALS	\$4,867,200	\$0	\$1,216,800	\$1,821,800	\$7,905,800

Performance Measures	
PM 1: Safety	✓
PM 2: Pavement Conditions	
PM 3: System Performance	

Hidalgo County Area - RGV MPO
 FY 2023-2026 Transportation Improvement Program
 Pharr District Projects
 FY 2026

DISTRICT	COUNTY	CSJ	HWY	PHASE	CITY	PROJECT SPONSOR	YOE COST
PHARR	HIDALGO	0921-02-360	CS	R	WESLACO	HC 1	\$3,200,000
LIMITS FROM:		ON MILE 10 N., FROM MILE 6 (WESTGATE)				REVISION DATE:	5/1/2023
LIMITS TO:		FM 1015				MPO PROJ NUMBER:	HC-264r
PROJECT DESCRIPTION:		WIDEN FROM 2 TO 4 LANES				FUNDING CAT(S):	7
REMARKS P7:				PROJECT HISTORY:			

TOTAL PROJECT COST INFORMATION			AUTHORIZED FUNDING BY CATEGORY/SHARE					
		COST OF APPROVED PHASES:		FEDERAL	STATE	LOCAL	LC	TOTAL
PRELIM ENG:	\$1,240,022		CAT 7	\$2,560,000		\$640,000		\$3,200,000
ROW PURCHASE:	\$3,200,000							
CONST COST:	\$20,875,865							
CONST ENG:	\$2,300,000	\$3,200,000						
CONTING:								
IND COSTS:								
BND FINANCING:								
PT CHG ORD								
TOTAL PROJECT COST:	\$27,615,887		TOTALS	\$2,560,000	\$0	\$640,000	\$0	\$3,200,000

Performance Measures	
PM 1: Safety	✓
PM 2: Pavement Conditions	
PM 3: System Performance	✓

DISTRICT	COUNTY	CSJ	HWY	PHASE	CITY	PROJECT SPONSOR	YOE COST
PHARR	HIDALGO	0921-02-440	CS	C, CE	Edinburg	Edinburg	\$6,148,577
LIMITS FROM:		On Freddy Gonzalez Dr., from SH 336 (10th St.)				REVISION DATE:	5/1/2023
LIMITS TO:		FM 2061 (McCull Rd)				MPO PROJ NUMBER:	HC-120
PROJECT DESCRIPTION:		WIDEN AND RECONSTRUCT TO 4 LANES DIVIDED URBAN				FUNDING CAT(S):	7, 3LC
REMARKS P7:				PROJECT HISTORY:			

TOTAL PROJECT COST INFORMATION			AUTHORIZED FUNDING BY CATEGORY/SHARE					
		COST OF APPROVED PHASES:		FEDERAL	STATE	LOCAL	LC	TOTAL
PRELIM ENG:	\$270,663		CAT 7	\$4,419,964		\$1,104,991		\$5,524,955
ROW PURCHASE:	\$560,000							
CONST COST:	\$5,820,468		CAT 3LC				\$623,622	\$623,622
CONST ENG:	\$328,109	\$6,148,577						
CONTING:	\$326,882							
IND COSTS:	\$160,188							
BND FINANCING:								
PT CHG ORD								
TOTAL PROJECT COST:	\$7,466,310		TOTALS	\$4,419,964	\$0	\$1,104,991	\$623,622	\$6,148,577

Performance Measures	
PM 1: Safety	✓
PM 2: Pavement Conditions	
PM 3: System Performance	

Hidalgo County Area - RGV MPO
 FY 2023-2026 Transportation Improvement Program
 Pharr District Projects
 FY 2026

DISTRICT	COUNTY	CSJ	HWY	PHASE	CITY	PROJECT SPONSOR	YOE COST
PHARR	HIDALGO		PENDING	CS	C	Mission	Mission
							\$16,412,948
LIMITS FROM:		On Los Ebanos Rd., from I-2				REVISION DATE: 5/1/2023	
LIMITS TO:		FM 1016				MPO PROJ NUMBER: HCLEb-1	
PROJECT DESCRIPTION:		Construct 4-lane urban roadway				FUNDING CAT(S): 3LC	
REMARKS P7:		Pending FC				PROJECT HISTORY:	

TOTAL PROJECT COST INFORMATION			AUTHORIZED FUNDING BY CATEGORY/SHARE				
		COST OF APPROVED PHASES:	FEDERAL	STATE	LOCAL	LC	TOTAL
PRELIM ENG:							
ROW PURCHASE:	\$1,255,000						
CONST COST:	\$16,412,948						
CONST ENG:	\$1,611,986	\$16,412,948				\$16,412,948	\$16,412,948
CONTING:							
IND COSTS:							
BND FINANCING:							
PT CHG ORD							
TOTAL PROJECT COST:	\$19,279,934					\$16,412,948	\$16,412,948
			TOTALS	\$0	\$0	\$0	\$16,412,948

Performance Measures	
PM 1: Safety	✓
PM 2: Pavement Conditions	
PM 3: System Performance	

Starr County Area - RGVMPPO
FY 2023 - 2026 Transportation Improvement Program

Funding by Category

Adopted: Pending

		FY 2023		FY 2024		FY 2025		FY 2026		Total FY 2023 - 2026	
Funding Category	Description	Programmed	Authorized	Programmed	Authorized	Programmed	Authorized	Programmed	Authorized	Programmed	Authorized
1	Preventive Maintenance and Rehabilitation			\$1,007,788	\$1,007,788					\$1,007,788	\$1,007,788
2M or 2U	Urban Area (Non- TMA) Corridor Projects			\$13,101,240	\$13,101,240					\$13,101,240	\$13,101,240
3	Non-Traditionally Funded Transportation Project			\$4,160,000	\$4,160,000					\$4,160,000	\$4,160,000
3DB	Design Build (DB)										
4	Urban and Regional Connectivity			\$13,101,240	\$13,101,240					\$13,101,240	\$13,101,240
5	CMAQ										
6	Structures - Bridge										
7	Metro Mobility & Rehab										
8	Safety										
9	TAP Set-Aside Program										
10	Supplemental Transportation										
10 CBI	Corridor Border										
11	District Discretionary										
Rider 11	Energy Sector										
12	Texas Clear Lanes										
12	Strategic Priority										
Total				\$31,370,268	\$31,370,268					\$31,370,268	\$31,370,268

Funding Participation Source

Source	FY 2023	FY 2024	FY 2025	FY 2026	Total FY 23-26
Federal		\$21,768,214			\$21,768,214
State		\$5,442,054			\$5,442,054
Local Match					
CAT 3 - Local Contributions (LC)		\$4,160,000			\$4,160,000
Total		\$31,370,268			\$31,370,268

Annotations

- *Local Match should be a percent of participation on a specific category of funding except non-traditional funding.
- The TIP financial summary should be a total of all projects currently within your TIP, excluding grouped projects.
- You can add / delete funding source rows as needed.
- All non-traditional programmed amount should equal all non-traditional (CAT 3) funding source amounts

Starr County Area - RGVMP
 FY 2023-2026 Transportation Improvement Program
 Pharr District Projects
 FY 2024

DISTRICT	COUNTY	CSJ	HWY	PHASE	CITY	PROJECT SPONSOR	YOE COST
PHARR	STARR	0921-26-113	CS	C	Rio Grande City	Rio Grande City	\$4,160,000
LIMITS FROM:		On International Dr., from Intersection of US 83/FM 755, South				REVISION DATE:	5/1/2023
LIMITS TO:		Starr-Camargo Bridge POE @ Bridge Road				MPO PROJ NUMBER:	ST-01
PROJECT DESCRIPTION:		New Location - Construct 2 lane roadway				FUNDING CAT(S):	3LC
REMARKS		PROJECT HISTORY:					
P7:							

TOTAL PROJECT COST INFORMATION			AUTHORIZED FUNDING BY CATEGORY/SHARE				
PRELIM ENG:	\$208,328	COST OF	FEDERAL	STATE	LOCAL	LC	TOTAL
ROW PURCHASE:		APPROVED	CAT 3-LOCAL			\$4,160,000	\$4,160,000
CONST COST:	\$4,160,000	PHASES:					
CONST ENG:	\$252,545	\$4,160,000					
CONTING:	\$251,600						
IND COSTS:	\$123,296						
POT CHG ORD:							
BND FINANCING:							
TOTAL PROJECT COST:	\$4,995,769		TOTALS	\$0	\$0	\$0	\$4,160,000 \$4,160,000

Performance Measures
PM 1: Safety
PM 2: Pavement Conditions
PM 3: System Performance

DISTRICT	COUNTY	CSJ	HWY	PHASE	CITY	PROJECT SPONSOR	YOE COST
PHARR	STARR	0038-06-047	US 83	C	Roma	TXDOT	\$27,210,268
LIMITS FROM:		.31 Mi. S. of Placido Rd.				REVISION DATE:	5/1/2023
LIMITS TO:		.09 Mi. N. of Loma Blanca Rd.				MPO PROJ NUMBER:	ST-02
PROJECT DESCRIPTION:		WIDEN FROM 2 LANE RURAL TO 4 LANE DIVIDED				FUNDING CAT(S):	1, 4, 2
REMARKS		PROJECT HISTORY:					
P7:							

TOTAL PROJECT COST INFORMATION			AUTHORIZED FUNDING BY CATEGORY/SHARE				
PRELIM ENG:	\$1,312,193	COST OF	FEDERAL	STATE	LOCAL	LC	TOTAL
ROW PURCHASE:	\$1,843,821	APPROVED	CAT 4	\$10,480,992	\$2,620,248		\$13,101,240
CONST COST:	\$27,210,268	PHASES:	CAT 1	\$806,230	\$201,558		\$1,007,788
CONST ENG:	\$1,590,699	\$27,210,268	CAT 2	\$10,480,992	\$2,620,248		\$13,101,240
CONTING:	\$1,584,746						
IND COSTS:	\$776,604						
POT CHG ORD:							
BND FINANCING:							
TOTAL PROJECT COST:	\$34,318,331		TOTALS	\$21,768,214	\$5,442,054	\$0	\$0 \$27,210,268

Performance Measures
PM 1: Safety
PM 2: Pavement Conditions
PM 3: System Performance

FY 2023-2026 RGVMP0 TRANSIT TRANSPORTATION IMPROVEMENT PROGRAM

FY 2023 TRANSIT PROJECT LISTING

BROWNSVILLE AREA - RGVMP0 TRANSPORTATION IMPROVEMENT PROGRAM

PHARR DISTRICT

YOE = Year of Expenditure

<u>General Project Information</u>		<u>Funding Information (YOE)</u>	
Project Sponsor:	City of Brownsville	Federal Funding Category:	5310
MPO Project #	PHRBMPO115	Federal (FTA) Funds:	\$ 164,030
Apportionment Year:	2021	State Funds from TxDOT:	\$ -
Project Phase:		Other Funds:	\$ 55,570
Brief Project Description:	Other Capital Program Items (Trip Master, ADA Coord., Bay Expansion, & PM)	Fiscal Year Cost:	\$ 219,600
Sec 5309 ID Number:		Total Project Cost (YOE):	\$ 219,600
Amendment Date & Action:		Trans. Dev. Credits Requested:	
		Trans. Deve Credits Awarded (Date & Amount):	

<u>General Project Information</u>		<u>Funding Information (YOE)</u>	
Project Sponsor:	City of Brownsville	Federal Funding Category:	5339
MPO Project #	PHRBMPO116	Federal (FTA) Funds:	\$ 264,312
Apportionment Year:	2021	State Funds from TxDOT:	\$ -
Project Phase:		Other Funds:	\$ 66,078
Brief Project Description:	Capital for bus equipment (mobile fare collection equipment) bus facilities, admin facilities, stations/ terminals, bus shelters, support vehicles, and accessory / misc. equipment.	Fiscal Year Cost:	\$ 330,390
Sec 5309 ID Number:		Total Project Cost (YOE):	\$ 330,390
Amendment Date & Action:		Trans. Dev. Credits Requested:	
		Trans. Deve Credits Awarded (Date & Amount):	

General Project Information		Funding Information (YOE)	
Project Sponsor:	City of Brownsville	Federal Funding Category:	5310
MPO Project #	PHRBMPO121	Federal (FTA) Funds:	\$ 166,311
		State Funds from TxDOT:	\$ -
Apportionment Year:	2022	Other Funds:	\$ 41,579
Project Phase:		Fiscal Year Cost:	\$ 207,890
Brief Project Description:	Other Capital Program Items (PM), ADA Coordinator, Software & Rolling Stock	Total Project Cost (YOE):	\$ 207,890
Remarks:	Correct Funds- FTA: \$232,093 Other: \$72,305	Trans. Dev. Credits Requested:	
Amendment Date & Action:		Trans. Deve Credits Awarded (Date & Amount):	

General Project Information		Funding Information (YOE)	
Project Sponsor:	City of Brownsville	Federal Funding Category:	5339
MPO Project #	PHRBMPO122	Federal (FTA) Funds:	\$ 303,718
		State Funds from TxDOT:	\$ -
Apportionment Year:	2020 (\$80,000) 2021 (\$220,000)	Other Funds:	\$ 53,597
Project Phase:		Fiscal Year Cost:	\$ 357,315
Brief Project Description:	Capital for Bus Equipment (Mobile Fare Collection Equipment) Purchase replacement bus(es), Bus Facilities, Stations/Terminals and Accessory/Misc. Equipment	Total Project Cost (YOE):	\$ 357,315
Sec 5309 ID Number:		Trans. Dev. Credits Requested:	
Amendment Date & Action:		Trans. Deve Credits Awarded (Date & Amount):	

General Project Information		Funding Information (YOE)	
Project Sponsor:	City of Brownsville	Federal Funding Category:	5310 (ARP)
MPO Project #	PHRBMPO137	Federal (FTA) Funds:	\$ 28,858
Apportionment Year:	2021	State Funds from TxDOT:	\$ -
Project Phase:		Other Funds:	
		Fiscal Year Cost:	\$ 28,858
Brief Project Description:	Operating - Essential servicing, personal protective equipment, industrial disinfecting equipment, & payment of administrative leave due to reduction in service	Total Project Cost (YOE):	\$ 28,858
Sec 5309 ID Number:		Trans. Dev. Credits Requested:	
Amendment Date & Action:		Trans. Deve Credits Awarded (Date & Amount):	
General Project Information		Funding Information (YOE)	
Project Sponsor:	City of Brownsville	Federal Funding Category:	5310 (CRRSAA)
MPO Project #	PHRBMPO138	Federal (FTA) Funds:	\$ 28,857
Apportionment Year:	2021	State Funds from TxDOT:	\$ -
Project Phase:		Other Funds:	
		Fiscal Year Cost:	\$ 28,857
Brief Project Description:	Operating - Essential servicing, personal protective equipment, industrial disinfecting equipment, & payment of administrative leave due to reduction in service	Total Project Cost (YOE):	\$ 28,857
Sec 5309 ID Number:		Trans. Dev. Credits Requested:	
Amendment Date & Action:		Trans. Deve Credits Awarded (Date & Amount):	

<u>General Project Information</u>		<u>Funding Information (YOE)</u>	
Project Sponsor:	City of Brownsville	Federal Funding Category:	5307 (ARP)
MPO Project #	PHRBMPO139	Federal (FTA) Funds:	\$ 420,939
		State Funds from TxDOT:	\$ -
Apportionment Year:	2021	Other Funds:	
Project Phase:		Fiscal Year Cost:	\$ 420,939
Brief Project Description:	Operations (\$420,939)	Total Project Cost (YOE):	\$ 420,939
Sec 5309 ID Number:		Trans. Dev. Credits Requested:	
Amendment Date & Action:		Trans. Deve Credits Awarded (Date & Amount):	

<u>General Project Information</u>		<u>Funding Information (YOE)</u>	
Project Sponsor:	City of Brownsville	Federal Funding Category:	5307 (ARP)
MPO Project #	PHRBMPO140	Federal (FTA) Funds:	\$ 1,310,000
		State Funds from TxDOT:	\$ -
Apportionment Year:	2021	Other Funds:	
Project Phase:		Fiscal Year Cost:	\$ 1,310,000
Brief Project Description:	Capital - Rolling Stock, Non-revenue vehicles, & Facility Improvement	Total Project Cost (YOE):	\$ 1,310,000
Sec 5309 ID Number:		Trans. Dev. Credits Requested:	
Amendment Date & Action:		Trans. Deve Credits Awarded (Date & Amount):	

<u>General Project Information</u>		<u>Funding Information (YOE)</u>	
Project Sponsor:	City of Brownsville	Federal Funding Category:	TIGER
MPO Project #	BMPO-TGR2	Federal (FTA) Funds:	\$ 3,140,141
		State Funds from TxDOT:	\$ -
Apportionment Year:	2017	Other Funds:	\$ 1,358,997
Project Phase:	Project 1: Improve Operations and Passenger Facility	Fiscal Year Cost:	\$ 4,499,138
Brief Project Description:	Phase 1: Rehabilitation of transit maintenance facility. Local match to subsequent components of TIGER project. Completed 2017-1,800,000 *Part of Total Project. Phase 2: Site and Safety Improvements. TIGER: 3,140,141; Local: 1,358,997. Phase 3: New Passenger Facility-East Side Transfer Station. Funded via Category 9 Funds (Federal and Local). Improvements CSJ:# 0921-06-304, shown in this TIP document under Highway Improvements. *Part of Total Project. (Category 9: 407,486; Local: 405,376)	Total Project Cost (YOE):	\$ 4,499,138

Sec 5309 ID Number:

Trans. Dev. Credits Requested:

Amendment Date & Action:

Trans. Deve Credits Awarded (Date & Amount):

<u>General Project Information</u>		<u>Funding Information (YOE)</u>	
Project Sponsor:	City of Brownsville	Federal Funding Category:	5307
MPO Project #	PHRBMPO125	Federal (FTA) Funds:	\$ 1,569,180
		State Funds from TxDOT:	\$ 563,392
Apportionment Year:	2023	Other Funds:	\$ 1,005,788
Project Phase:		Fiscal Year Cost:	\$ 3,138,360
Brief Project Description:	Operating Assistance	Total Project Cost (YOE):	\$ 3,138,360

Sec 5309 ID Number:

Trans. Dev. Credits Requested:

Amendment Date & Action:

Trans. Deve Credits Awarded (Date & Amount):

<u>General Project Information</u>		<u>Funding Information (YOE)</u>	
Project Sponsor:	City of Brownsville	Federal Funding Category:	5307
MPO Project #	PHRBMPO126	Federal (FTA) Funds:	\$ 1,090,716
		State Funds from TxDOT:	\$ -
Apportionment Year:	2023	Other Funds:	\$ 272,679
Project Phase:		Fiscal Year Cost:	\$ 1,363,395
Brief Project Description:	Other Capital Program Items (PM)	Total Project Cost (YOE):	\$ 1,363,395
Sec 5309 ID Number:		Trans. Dev. Credits Requested:	
Amendment Date & Action:		Trans. Deve Credits Awarded (Date & Amount):	
<u>General Project Information</u>		<u>Funding Information (YOE)</u>	
Project Sponsor:	City of Brownsville	Federal Funding Category:	5307
MPO Project #	PHRBMPO127	Federal (FTA) Funds:	\$ 26,596
		State Funds from TxDOT:	\$ -
Apportionment Year:	2023	Other Funds:	\$ 6,649
Project Phase:		Fiscal Year Cost:	\$ 33,245
Brief Project Description:	Planning Assistance-Short Range/Travel	Total Project Cost (YOE):	\$ 33,245
Sec 5309 ID Number:		Trans. Dev. Credits Requested:	
Amendment Date & Action:		Trans. Deve Credits Awarded (Date & Amount):	
<u>General Project Information</u>		<u>Funding Information (YOE)</u>	
Project Sponsor:	City of Brownsville	Federal Funding Category:	5310
MPO Project #	PHRBMPO128	Federal (FTA) Funds:	\$ 166,311
		State Funds from TxDOT:	\$ -
Apportionment Year:	2023	Other Funds:	\$ 41,579
Project Phase:		Fiscal Year Cost:	\$ 207,890
Brief Project Description:	Other Capital Program Items (PM), ADA Coordinator	Total Project Cost (YOE):	\$ 207,890
Sec 5309 ID Number:		Trans. Dev. Credits Requested:	
Amendment Date & Action:		Trans. Deve Credits Awarded (Date & Amount):	

<u>General Project Information</u>		<u>Funding Information (YOE)</u>	
Project Sponsor:	City of Brownsville	Federal Funding Category:	5339
MPO Project #	PHRBMPO129	Federal (FTA) Funds:	\$ 253,527
		State Funds from TxDOT:	\$ -
Apportionment Year:	2023	Other Funds:	\$ 115,438
Project Phase:		Fiscal Year Cost:	\$ 368,965
 Brief Project Description:	 Rolling Stock & Rehab/Renovate	Total Project Cost (YOE):	 \$ 368,965
 Sec 5309 ID Number:		Trans. Dev. Credits Requested:	
Amendment Date & Action:		Trans. Deve Credits Awarded (Date & Amount):	

Federal Share (5307)	\$	4,417,431
Local Share (5307)	\$	1,285,116
State Share		
5307 Total	<u>\$</u>	<u>5,702,547</u>
Federal JARC		
Local JARC		
Federal New Freedom		
Local New Freedom		
Federal Share 5310	\$	554,367
Local Share 5310	\$	138,728
Federal Share 5339	\$	821,557
Local Share 5339	\$	235,113
Federal Share 5311		
Local Share 5311		
Federal Share TIGER	\$	3,140,141
Local Share TIGER	\$	1,358,997
Total	<u>\$</u>	<u>11,951,450</u>

Development Credits:

FY 2024 TRANSIT PROJECT LISTING

BROWNSVILLE AREA - RGVMPPO TRANSPORTATION IMPROVEMENT PROGRAM

PHARR DISTRICT

YOE = Year of Expenditure

<u>General Project Information</u>		<u>Funding Information (YOE)</u>	
Project Sponsor:	City of Brownsville	Federal Funding Category:	5307
MPO Project #	PHRBMPO130	Federal (FTA) Funds:	\$ 1,569,180
		State Funds from TxDOT:	\$ 563,392
Apportionment Year:	2024	Other Funds:	\$ 1,005,788
Project Phase:		Fiscal Year Cost:	\$ 3,138,360
Brief Project Description:	Operating Assistance	Total Project Cost (YOE):	\$ 3,138,360
Sec 5309 ID Number:		Trans. Dev. Credits Requested:	
Amendment Date & Action:		Trans. Deve Credits Awarded (Date & Amount):	

<u>General Project Information</u>		<u>Funding Information (YOE)</u>	
Project Sponsor:	City of Brownsville	Federal Funding Category:	5307
MPO Project #	PHRBMPO131	Federal (FTA) Funds:	\$ 1,090,716
		State Funds from TxDOT:	\$ -
Apportionment Year:	2024	Other Funds:	\$ 272,679
Project Phase:		Fiscal Year Cost:	\$ 1,363,395
Brief Project Description:	Other Capital Program Items (PM)	Total Project Cost (YOE):	\$ 1,363,395
Sec 5309 ID Number:		Trans. Dev. Credits Requested:	
Amendment Date & Action:		Trans. Deve Credits Awarded (Date & Amount):	

<u>General Project Information</u>		<u>Funding Information (YOE)</u>	
Project Sponsor:	City of Brownsville	Federal Funding Category:	5307
MPO Project #	PHRBMPO132	Federal (FTA) Funds:	\$ 26,596
		State Funds from TxDOT:	\$ -
Apportionment Year:	2024	Other Funds:	\$ 6,649
Project Phase:		Fiscal Year Cost:	\$ 33,245
Brief Project Description:	Planning Assistance-Short Range/Travel	Total Project Cost (YOE):	\$ 33,245
Sec 5309 ID Number:		Trans. Dev. Credits Requested:	
Amendment Date & Action:		Trans. Deve Credits Awarded (Date & Amount):	

<u>General Project Information</u>		<u>Funding Information (YOE)</u>	
Project Sponsor:	City of Brownsville	Federal Funding Category:	5310
MPO Project #	PHRBMPO133	Federal (FTA) Funds:	\$ 166,311
		State Funds from TxDOT:	\$ -
Apportionment Year:	2024	Other Funds:	\$ 41,579
Project Phase:		Fiscal Year Cost:	\$ 207,890
Brief Project Description:	Other Capital Program Items (PM), ADA Coordinator	Total Project Cost (YOE):	\$ 207,890
Sec 5309 ID Number:		Trans. Dev. Credits Requested:	
Amendment Date & Action:		Trans. Deve Credits Awarded (Date & Amount):	

<u>General Project Information</u>		<u>Funding Information (YOE)</u>	
Project Sponsor:	City of Brownsville	Federal Funding Category:	5339
MPO Project #	PHRBMPO134	Federal (FTA) Funds:	\$ 303,718
		State Funds from TxDOT:	\$ -
Apportionment Year:	2024	Other Funds:	\$ 53,597
Project Phase:		Fiscal Year Cost:	\$ 357,315
Brief Project Description:	Capital for Bus Equipment (Mobile Fare Collection Equipment), Purchase replacement bus(es), Bus Facilities, Stations/Terminals and Accessory/Misc. Equipment	Total Project Cost (YOE):	\$ 357,315
Sec 5309 ID Number:		Trans. Dev. Credits Requested:	
Amendment Date & Action:		Trans. Deve Credits Awarded (Date & Amount):	

Federal Share (5307)	\$	2,686,492
Local Share (5307)	\$	1,285,116
State Share	\$	563,392
5307 Total:	\$	<u>4,535,000</u>

Federal JARC		
Local JARC		
Federal New Freedom		
Local New Freedom		
Federal Share 5310	\$	166,311
Local Share 5310	\$	41,579
Federal Share 5339	\$	303,718
Local Share 5339	\$	53,597
Federal Share 5311		
Local Share 5311		
Federal Share TIGER		
Local Share TIGER		
Total	\$	<u>5,100,205</u>

Development Credits

FY 2023-2026 RGVMP0 TRANSIT TRANSPORTATION IMPROVEMENT PROGRAM

FY 2025 TRANSIT PROJECT LISTING

BROWNSVILLE AREA - RGVMP0 TRANSPORTATION IMPROVEMENT PROGRAM

PHARR DISTRICT

YOE = Year of Expenditure

<u>General Project Information</u>		<u>Funding Information (YOE)</u>	
Project Sponsor:	City of Brownsville	Federal Funding Category:	5310
MPO Project #	PHRBMPO141	Federal (FTA) Funds:	\$ 164,030
		State Funds from TxDOT:	\$ -
Apportionment Year:	2025	Other Funds:	\$ 55,570
Project Phase:		Fiscal Year Cost:	\$ 219,600
Brief Project Description:	Other Capital Program Items (Trip Master, ADA Coord., Bay Expansion, & PM)	Total Project Cost (YOE):	\$ 219,600
Sec 5309 ID Number:		Trans. Dev. Credits Requested:	
Amendment Date & Action:		Trans. Deve Credits Awarded (Date & Amount):	

<u>General Project Information</u>		<u>Funding Information (YOE)</u>	
Project Sponsor:	City of Brownsville	Federal Funding Category:	5339
MPO Project #	PHRBMPO142	Federal (FTA) Funds:	\$ 264,312
		State Funds from TxDOT:	\$ -
Apportionment Year:	2025	Other Funds:	\$ 66,078
Project Phase:		Fiscal Year Cost:	\$ 330,390
Brief Project Description:	Capital for bus equipment (mobile fare collection equipment) bus facilities, admin facilities, stations/ terminals, bus shelters, support vehicles, and accessory / misc. equipment.	Total Project Cost (YOE):	\$ 330,390
Sec 5309 ID Number:		Trans. Dev. Credits Requested:	
Amendment Date & Action:		Trans. Deve Credits Awarded (Date & Amount):	

<u>General Project Information</u>		<u>Funding Information (YOE)</u>	
Project Sponsor:	City of Brownsville	Federal Funding Category:	5310
MPO Project #	PHRBMPO143	Federal (FTA) Funds:	\$ 166,311
		State Funds from TxDOT:	\$ -
Apportionment Year:	2025	Other Funds:	\$ 41,579
Project Phase:		Fiscal Year Cost:	\$ 207,890
Brief Project Description:	Other Capital Program Items (PM), ADA Coordinator	Total Project Cost (YOE):	\$ 207,890
Sec 5309 ID Number:		Trans. Dev. Credits Requested:	
Amendment Date & Action:		Trans. Deve Credits Awarded (Date & Amount):	

<u>General Project Information</u>		<u>Funding Information (YOE)</u>	
Project Sponsor:	City of Brownsville	Federal Funding Category:	5339
MPO Project #	PHRBMPO144	Federal (FTA) Funds:	\$ 303,718
		State Funds from TxDOT:	\$ -
Apportionment Year:	2025	Other Funds:	\$ 53,597
Project Phase:		Fiscal Year Cost:	\$ 357,315
Brief Project Description:	Capital for Bus Equipment (Mobile Fare Collection Equipment) Purchase replacement bus(es), Bus Facilities, Stations/Terminals and Accessory/Misc. Equipment	Total Project Cost (YOE):	\$ 357,315
Sec 5309 ID Number:		Trans. Dev. Credits Requested:	
Amendment Date & Action:		Trans. Deve Credits Awarded (Date & Amount):	

General Project Information		Funding Information (YOE)	
Project Sponsor:	City of Brownsville	Federal Funding Category:	5310 (ARP)
MPO Project #	PHRBMPO145	Federal (FTA) Funds:	\$ 28,858
		State Funds from TxDOT:	\$ -
Apportionment Year:	2025	Other Funds:	
Project Phase:		Fiscal Year Cost:	\$ 28,858
Brief Project Description:	Operating - Essential servicing, personal protective equipment, industrial disinfecting equipment, & payment of administrative leave due to reduction in service	Total Project Cost (YOE):	\$ 28,858
Sec 5309 ID Number:		Trans. Dev. Credits Requested:	
Amendment Date & Action:		Trans. Deve Credits Awarded (Date & Amount):	

General Project Information		Funding Information (YOE)	
Project Sponsor:	City of Brownsville	Federal Funding Category:	5310 (CRRSAA)
MPO Project #	PHRBMPO138-B	Federal (FTA) Funds:	\$ 28,857
		State Funds from TxDOT:	\$ -
Apportionment Year:	2021	Other Funds:	
Project Phase:		Fiscal Year Cost:	\$ 28,857
Brief Project Description:	Operating - Essential servicing, personal protective equipment, industrial disinfecting equipment, & payment of administrative leave due to reduction in service	Total Project Cost (YOE):	\$ 28,857
Sec 5309 ID Number:		Trans. Dev. Credits Requested:	
Amendment Date & Action:		Trans. Deve Credits Awarded (Date & Amount):	

<u>General Project Information</u>		<u>Funding Information (YOE)</u>	
Project Sponsor:	City of Brownsville	Federal Funding Category:	5307 (ARP)
MPO Project #	PHRBMPO146	Federal (FTA) Funds:	\$ 420,939
		State Funds from TxDOT:	\$ -
Apportionment Year:	2025	Other Funds:	
Project Phase:		Fiscal Year Cost:	\$ 420,939
Brief Project Description:	Operations (\$420,939)	Total Project Cost (YOE):	\$ 420,939
Sec 5309 ID Number:		Trans. Dev. Credits Requested:	
Amendment Date & Action:		Trans. Deve Credits Awarded (Date & Amount):	

<u>General Project Information</u>		<u>Funding Information (YOE)</u>	
Project Sponsor:	City of Brownsville	Federal Funding Category:	5307 (ARP)
MPO Project #	PHRBMPO147	Federal (FTA) Funds:	\$ 1,310,000
		State Funds from TxDOT:	\$ -
Apportionment Year:	2025	Other Funds:	
Project Phase:		Fiscal Year Cost:	\$ 1,310,000
Brief Project Description:	Capital - Rolling Stock (\$800,000), Non-revenue vehicles (\$160,000), Driver's Lounge Expansion (\$200,000), Facility Improvement (\$150,000)	Total Project Cost (YOE):	\$ 1,310,000
Sec 5309 ID Number:		Trans. Dev. Credits Requested:	
Amendment Date & Action:		Trans. Deve Credits Awarded (Date & Amount):	

<u>General Project Information</u>		<u>Funding Information (YOE)</u>	
Project Sponsor:	City of Brownsville	Federal Funding Category:	TIGER
MPO Project #	PHRBMPO148	Federal (FTA) Funds:	\$ 3,140,141
		State Funds from TxDOT:	\$ -
Apportionment Year:	2025	Other Funds:	\$ 1,358,997
Project Phase:	Project 1: Improve Operations and Passenger Facility	Fiscal Year Cost:	\$ 4,499,138
Brief Project Description:	Phase 1: Rehabilitation of transit maintenance facility. Local match to subsequent components of TIGER project. Completed 2017-1,800,000 *Part of Total Project. Phase 2: Site and Safety Improvements. TIGER: 3,140,141; Local: 1,358,997. Phase 3: New Passenger Facility-East Side Transfer Station. Funded via Category 9 Funds (Federal and Local). Improvements CSJ:# 0921-06-304, shown in this TIP document under Highway Improvements. *Part of Total Project. (Category 9: 407,486; Local: 405,376)	Total Project Cost (YOE):	\$ 4,499,138

Sec 5309 ID Number:

Trans. Dev. Credits Requested:

Amendment Date & Action:

Trans. Deve Credits Awarded (Date & Amount):

<u>General Project Information</u>		<u>Funding Information (YOE)</u>	
Project Sponsor:	City of Brownsville	Federal Funding Category:	5307
MPO Project #	PHRBMPO149	Federal (FTA) Funds:	\$ 1,569,180
		State Funds from TxDOT:	\$ 563,392
Apportionment Year:	2025	Other Funds:	\$ 1,005,788
Project Phase:		Fiscal Year Cost:	\$ 3,138,360
Brief Project Description:	Operating Assistance	Total Project Cost (YOE):	\$ 3,138,360
Sec 5309 ID Number:		Trans. Dev. Credits Requested:	
Amendment Date & Action:		Trans. Deve Credits Awarded (Date & Amount):	

<u>General Project Information</u>		<u>Funding Information (YOE)</u>	
Project Sponsor:	City of Brownsville	Federal Funding Category:	5307
MPO Project #	PHRBMPO150	Federal (FTA) Funds:	\$ 1,090,716
		State Funds from TxDOT:	\$ -
Apportionment Year:	2025	Other Funds:	\$ 272,679
Project Phase:		Fiscal Year Cost:	\$ 1,363,395
Brief Project Description:	Other Capital Program Items (PM)	Total Project Cost (YOE):	\$ 1,363,395
Sec 5309 ID Number:		Trans. Dev. Credits Requested:	
Amendment Date & Action:		Trans. Deve Credits Awarded (Date & Amount):	

<u>General Project Information</u>		<u>Funding Information (YOE)</u>	
Project Sponsor:	City of Brownsville	Federal Funding Category:	5307
MPO Project #	PHRBMPO151	Federal (FTA) Funds:	\$ 26,596
		State Funds from TxDOT:	\$ -
Apportionment Year:	2025	Other Funds:	\$ 6,649
Project Phase:		Fiscal Year Cost:	\$ 33,245
Brief Project Description:	Planning Assistance-Short Range/Travel	Total Project Cost (YOE):	\$ 33,245
Sec 5309 ID Number:		Trans. Dev. Credits Requested:	
Amendment Date & Action:		Trans. Deve Credits Awarded (Date & Amount):	

<u>General Project Information</u>		<u>Funding Information (YOE)</u>	
Project Sponsor:	City of Brownsville	Federal Funding Category:	5310
MPO Project #	PHRBMPO152	Federal (FTA) Funds:	\$ 166,311
		State Funds from TxDOT:	\$ -
Apportionment Year:	2025	Other Funds:	\$ 41,579
Project Phase:		Fiscal Year Cost:	\$ 207,890
Brief Project Description:	Other Capital Program Items (PM), ADA Coordinator	Total Project Cost (YOE):	\$ 207,890
Sec 5309 ID Number:		Trans. Dev. Credits Requested:	
Amendment Date & Action:		Trans. Deve Credits Awarded (Date & Amount):	

<u>General Project Information</u>		<u>Funding Information (YOE)</u>	
Project Sponsor:	City of Brownsville	Federal Funding Category:	5339
MPO Project #	PHRBMPO153	Federal (FTA) Funds:	\$ 303,718
		State Funds from TxDOT:	\$ -
Apportionment Year:	2025	Other Funds:	\$ 53,597
Project Phase:		Fiscal Year Cost:	\$ 357,315
Brief Project Description:	Capital for Bus Equipment (Mobile Fare Collection Equipment), Purchase replacement bus(es), Bus Facilities, Stations/Terminals and Accessory/Misc. Equipment	Total Project Cost (YOE):	\$ 357,315
Sec 5309 ID Number:		Trans. Dev. Credits Requested:	
Amendment Date & Action:		Trans. Deve Credits Awarded (Date & Amount):	

Federal Share (5307)	\$	4,417,431
Local Share (5307)	\$	1,285,116
State Share		
5307 Total	<u>\$</u>	<u>5,702,547</u>

Federal JARC		
Local JARC		
Federal New Freedom		
Local New Freedom		
Federal Share 5310	\$	554,367
Local Share 5310	\$	138,728
Federal Share 5339	\$	871,748
Local Share 5339	\$	173,272
Federal Share 5311		
Local Share 5311		
Federal Share TIGER	\$	3,140,141
Local Share TIGER	\$	1,358,997
Total	<u>\$</u>	<u>11,939,800</u>

Development Credits:

FY 2026 TRANSIT PROJECT LISTING

BROWNSVILLE AREA - RGVMPPO TRANSPORTATION IMPROVEMENT PROGRAM

PHARR DISTRICT

YOE = Year of Expenditure

<u>General Project Information</u>		<u>Funding Information (YOE)</u>	
Project Sponsor:	City of Brownsville	Federal Funding Category:	5307
MPO Project #	PHRBMPO154	Federal (FTA) Funds:	\$ 1,569,180
		State Funds from TxDOT:	\$ 563,392
Apportionment Year:	2026	Other Funds:	\$ 1,005,788
Project Phase:		Fiscal Year Cost:	\$ 3,138,360
Brief Project Description:	Operating Assistance	Total Project Cost (YOE):	\$ 3,138,360
Sec 5309 ID Number:		Trans. Dev. Credits Requested:	
Amendment Date & Action:		Trans. Deve Credits Awarded (Date & Amount):	

<u>General Project Information</u>		<u>Funding Information (YOE)</u>	
Project Sponsor:	City of Brownsville	Federal Funding Category:	5307
MPO Project #	PHRBMPO155	Federal (FTA) Funds:	\$ 1,090,716
		State Funds from TxDOT:	\$ -
Apportionment Year:	2026	Other Funds:	\$ 272,679
Project Phase:		Fiscal Year Cost:	\$ 1,363,395
Brief Project Description:	Other Capital Program Items (PM)	Total Project Cost (YOE):	\$ 1,363,395
Sec 5309 ID Number:		Trans. Dev. Credits Requested:	
Amendment Date & Action:		Trans. Deve Credits Awarded (Date & Amount):	

<u>General Project Information</u>		<u>Funding Information (YOE)</u>	
Project Sponsor:	City of Brownsville	Federal Funding Category:	5307
MPO Project #	PHRBMPO156	Federal (FTA) Funds:	\$ 26,596
		State Funds from TxDOT:	\$ -
Apportionment Year:	2026	Other Funds:	\$ 6,649
Project Phase:		Fiscal Year Cost:	\$ 33,245
Brief Project Description:	Planning Assistance-Short Range/Travel	Total Project Cost (YOE):	\$ 33,245
Sec 5309 ID Number:		Trans. Dev. Credits Requested:	
Amendment Date & Action:		Trans. Deve Credits Awarded (Date & Amount):	

<u>General Project Information</u>		<u>Funding Information (YOE)</u>	
Project Sponsor:	City of Brownsville	Federal Funding Category:	5310
MPO Project #	PHRBMPO157	Federal (FTA) Funds:	\$ 166,311
		State Funds from TxDOT:	\$ -
Apportionment Year:	2026	Other Funds:	\$ 41,579
Project Phase:		Fiscal Year Cost:	\$ 207,890
Brief Project Description:	Other Capital Program Items (PM), ADA Coordinator	Total Project Cost (YOE):	\$ 207,890
Sec 5309 ID Number:		Trans. Dev. Credits Requested:	
Amendment Date & Action:		Trans. Deve Credits Awarded (Date & Amount):	

<u>General Project Information</u>		<u>Funding Information (YOE)</u>	
Project Sponsor:	City of Brownsville	Federal Funding Category:	5339
MPO Project #	PHRBMPO158	Federal (FTA) Funds:	\$ 303,718
		State Funds from TxDOT:	\$ -
Apportionment Year:	2026	Other Funds:	\$ 53,597
Project Phase:		Fiscal Year Cost:	\$ 357,315
Brief Project Description:	Capital for Bus Equipment (Mobile Fare Collection Equipment), Purchase replacement bus(es), Bus Facilities, Stations/Terminals and Accessory/Misc. Equipment	Total Project Cost (YOE):	\$ 357,315
Sec 5309 ID Number:		Trans. Dev. Credits Requested:	
Amendment Date & Action:		Trans. Deve Credits Awarded (Date & Amount):	

Federal Share (5307)	\$	2,686,492
Local Share (5307)	\$	1,285,116
State Share	\$	563,392
5307 Total:	\$	<u>4,535,000</u>

Federal JARC		
Local JARC		
Federal New Freedom		
Local New Freedom		
Federal Share 5310	\$	166,311
Local Share 5310	\$	41,579
Federal Share 5339	\$	303,718
Local Share 5339	\$	53,597
Federal Share 5311		
Local Share 5311		
Federal Share TIGER		
Local Share TIGER		
Total	\$	<u>5,100,205</u>

Development Credits

**Transit Financial Summary
Brownsville Area - RGVMPPO
FY 2023 - 2026 Transportation Improvement Program**

All Figures in Year of Expenditure (YOE) Dollars

Adopted: Pending

Transit Program		FY 2023			FY 2024			FY 2025		
		Federal	State/Other	Total	Federal	State/Other	Total	Federal	State/Other	Total
1	Sec. 5307 - Urbanized Formula >200K	\$ 4,417,431	\$ 1,285,116	\$ 5,702,547	\$ 2,686,492	\$ 1,848,508	\$ 4,535,000	\$ 4,417,431	\$ 1,285,116	\$ 5,702,547
2	Sec. 5307 - Urbanized Formula <200K									
3	Sec. 5309 - Discretionary									
4	Sec. 5310 - Elderly & Individuals w/Disabilities	\$ 554,367	\$ 138,728	\$ 693,095	\$ 166,311	\$ 41,579	\$ 207,890	\$ 554,367	\$ 138,728	\$ 693,095
5	Sec. 5311 - Nonurbanized Formula									
6	Sec. 5316 - JARC >200K									
7	Sec. 5316 - JARC <200K									
8	Sec. 5316 - JARC Nonurbanized									
9	Sec. 5317 - New Freedom >200K									
10	Sec. 5317 - New Freedom <200K									
11	Sec. 5317 - New Freedom Nonurbanized									
12	Sec. 5339 - Bus & Bus Facilities	\$ 821,557	\$ 235,113	\$ 1,056,670	\$ 303,718	\$ 53,597	\$ 357,315	\$ 871,748	\$ 173,272	\$ 1,045,020
13	Other FTA - 5311 (f)									
14	Regionally Significant or Other	\$ 3,140,141	\$ 1,358,997	\$ 4,499,138				\$ 3,140,141	\$ 1,358,997	\$ 4,499,138
	Total Funds	\$ 8,933,496	\$ 3,017,954	\$ 11,951,450	\$ 3,156,521	\$ 1,943,684	\$ 5,100,205	\$ 8,983,687	\$ 2,956,113	\$ 11,939,800
Transportation Development Credits										
	Requested									
	Awarded									

All Figures in Year of Expenditure (YOE) Dollars

Transit Program		FY 2026			Total		
		Federal	State/Other	Total	Federal	State/Other	Total
1	Sec. 5307 - Urbanized Formula >200K	\$ 2,686,492	\$ 1,848,508	\$ 4,535,000	\$ 14,207,846	\$ 6,267,248	\$ 20,475,094
2	Sec. 5307 - Urbanized Formula <200K						
3	Sec. 5309 - Discretionary						
4	Sec. 5310 - Elderly & Individuals w/Disabilities	\$ 166,311	\$ 41,579	\$ 207,890	\$ 1,441,356	\$ 360,614	\$ 1,801,970
5	Sec. 5311 - Nonurbanized Formula						
6	Sec. 5316 - JARC >200K						
7	Sec. 5316 - JARC <200K						
8	Sec. 5316 - JARC Nonurbanized						
9	Sec. 5317 - New Freedom >200K						
10	Sec. 5317 - New Freedom <200K						
11	Sec. 5317 - New Freedom Nonurbanized						
12	Sec. 5339 - Bus & Bus Facilities	\$ 303,718	\$ 53,597	\$ 357,315	\$ 2,300,741	\$ 515,579	\$ 2,816,320
13	Other FTA - 5311 (f)						
14	Regionally Significant or Other				\$ 6,280,282	\$ 2,717,994	\$ 8,998,276
	Total Funds	\$ 3,156,521	\$ 1,943,684	\$ 5,100,205	\$ 24,230,225	\$ 9,861,435	\$ 34,091,660
Transportation Development Credits							
	Requested						
	Awarded						

FY 2023 TRANSIT PROJECT LISTING

HARLINGEN-SAN BENITO AREA - RGVMPO TRANSPORTATION IMPROVEMENT PROGRAM

<u>General Project Information</u>		<u>Funding Information (YOE)</u>	
Project Sponsor:	LRGVDC	Federal Funding Category:	5307
MPO Project #	HSB-2023-001	Federal (FTA) Funds:	\$ 1,500,000
		State Funds from TxDOT:	\$ -
Apportionment Year:	2023	Other Funds:	\$ 1,500,000
Project Phase:		Fiscal Year Cost:	\$ 3,000,000
Brief Project Description:	Operations - Harlingen Urbanized Area	Total Project Cost (YOE):	\$ 3,000,000
Sec 5309 ID Number:		Trans. Dev. Credits Requested:	
Amendment Date & Action:		Trans. Deve Credits Awarded (Date & Amount):	

<u>General Project Information</u>		<u>Funding Information (YOE)</u>	
Project Sponsor:	LRGVDC	Federal Funding Category:	5307
MPO Project #	HSB-2023-002	Federal (FTA) Funds:	\$ 280,283
		State Funds from TxDOT:	\$ -
Apportionment Year:	2023	Other Funds:	
Project Phase:		Fiscal Year Cost:	\$ 280,283
Brief Project Description:	Preventive Maintenance	Total Project Cost (YOE):	\$ 280,283
Sec 5309 ID Number:		Trans. Dev. Credits Requested:	\$ 70,071
Amendment Date & Action:		Trans. Deve Credits Awarded (Date & Amount):	

<u>General Project Information</u>		<u>Funding Information (YOE)</u>	
Project Sponsor:	LRGVDC	Federal Funding Category:	5307
MPO Project #	HSB-2023-003	Federal (FTA) Funds:	\$ 27,452
		State Funds from TxDOT:	\$ -
Apportionment Year:	2023	Other Funds:	\$ -
Project Phase:		Fiscal Year Cost:	\$ 27,452
Brief Project Description:	Software/Annual Subscriptions	Total Project Cost (YOE):	\$ 27,452
Sec 5309 ID Number:		Trans. Dev. Credits Requested:	\$ 6,863
Amendment Date & Action:		Trans. Deve Credits Awarded (Date & Amount):	

General Project Information		Funding Information (YOE)	
Project Sponsor:	LRGVDC	Federal Funding Category:	5307
MPO Project #	HSB-2023-004	Federal (FTA) Funds:	\$ 300,000
		State Funds from TxDOT:	\$ -
Apportionment Year:	2023	Other Funds:	
Project Phase:		Fiscal Year Cost:	\$ 300,000
Brief Project Description:	VM Transit Terminal Construction/A&E	Total Project Cost (YOE):	\$ 300,000
Sec 5309 ID Number:		Trans. Dev. Credits Requested:	\$ 75,000
Amendment Date & Action:		Trans. Deve Credits Awarded (Date & Amount):	

Federal Share (5307)	\$	2,107,735
Local Share (5307)	\$	1,500,000
State Share		
5307 Total:	<u>\$</u>	<u>3,607,735</u>

Federal JARC	
Local JARC	
Federal New Freedom	
Local New Freedom	
Federal Share 5310	
Local Share 5310	
Federal Share 5339	
Local Share 5339	
Total	<u>\$ 3,607,735</u>

Development credits	\$	151,934
---------------------	----	---------

FY 2024 TRANSIT PROJECT LISTING

HARLINGEN-SAN BENITO AREA - RGVMPO TRANSPORTATION IMPROVEMENT PROGRAM

PHARR DISTRICT

YOE = Year of Expenditure

<u>General Project Information</u>		<u>Funding Information (YOE)</u>	
Project Sponsor:	LRGVDC	Federal Funding Category:	5307
MPO Project #	HSB-2024-001	Federal (FTA) Funds:	\$ 1,245,787
		State Funds from TxDOT:	\$ -
Apportionment Year:	2024	Other Funds:	\$ 1,245,787
Project Phase:		Fiscal Year Cost:	\$ 2,491,574
Brief Project Description:	Operations - Harlingen Urbanized Area	Total Project Cost (YOE):	\$ 2,491,574
Sec 5309 ID Number:		Trans. Dev. Credits Requested:	
Amendment Date & Action:		Trans. Deve Credits Awarded (Date & Amount):	

<u>General Project Information</u>		<u>Funding Information (YOE)</u>	
Project Sponsor:	LRGVDC	Federal Funding Category:	5307
MPO Project #	HSB-2024-002	Federal (FTA) Funds:	\$ 200,000
		State Funds from TxDOT:	\$ -
Apportionment Year:	2024	Other Funds:	\$ 40,000
Project Phase:		Fiscal Year Cost:	\$ 240,000
Brief Project Description:	Preventive Maintenance	Total Project Cost (YOE):	\$ 240,000
Sec 5309 ID Number:		Trans. Dev. Credits Requested:	\$ -
Amendment Date & Action:		Trans. Deve Credits Awarded (Date & Amount):	

<u>General Project Information</u>		<u>Funding Information (YOE)</u>	
Project Sponsor:	LRGVDC	Federal Funding Category:	5307
MPO Project #	HSB-2024-003	Federal (FTA) Funds:	\$ 581,665
		State Funds from TxDOT:	\$ -
Apportionment Year:	2024	Other Funds:	\$ -
Project Phase:		Fiscal Year Cost:	\$ 581,665
Brief Project Description:	Capital Involvement Plan	Total Project Cost (YOE):	\$ 581,665
Sec 5309 ID Number:		Trans. Dev. Credits Requested:	\$ 116,333
Amendment Date & Action:		Trans. Deve Credits Awarded (Date & Amount):	

Federal Share (5307)	\$	2,027,452
Local Share (5307)	\$	1,285,787
State Share		
5307 Total:	\$	<u>3,313,239</u>

Federal JARC		
Local JARC		
Federal New Freedom		
Local New Freedom		
Federal Share 5310		
Local Share 5310		
Federal Share 5339		
Local Share 5339		
Total	\$	<u>3,313,239</u>

Development Credits	\$	116,333
---------------------	----	---------

FY 2025 TRANSIT PROJECT LISTING

HARLINGEN-SAN BENITO AREA - RGVMPO TRANSPORTATION IMPROVEMENT PROGRAM

<u>General Project Information</u>		<u>Funding Information (YOE)</u>
Project Sponsor:	LRGVDC	Federal Funding Category:
MPO Project #	Pending	Federal (FTA) Funds:
		State Funds from TxDOT:
Apportionment Year:		Other Funds:
Project Phase:		Fiscal Year Cost:
Brief Project Description:		Total Project Cost (YOE):
Sec 5309 ID Number:		Trans. Dev. Credits Requested:
Amendment Date & Action:		Trans. Deve Credits Awarded (Date & Amount):

<u>General Project Information</u>		<u>Funding Information (YOE)</u>
Project Sponsor:	LRGVDC	Federal Funding Category:
MPO Project #	Pending	Federal (FTA) Funds:
		State Funds from TxDOT:
Apportionment Year:		Other Funds:
Project Phase:		Fiscal Year Cost:
Brief Project Description:		Total Project Cost (YOE):
Sec 5309 ID Number:		Trans. Dev. Credits Requested:
Amendment Date & Action:		Trans. Deve Credits Awarded (Date & Amount):

<u>General Project Information</u>		<u>Funding Information (YOE)</u>
Project Sponsor:	LRGVDC	Federal Funding Category:
MPO Project #	Pending	Federal (FTA) Funds:
		State Funds from TxDOT:
Apportionment Year:		Other Funds:
Project Phase:		Fiscal Year Cost:
Brief Project Description:		Total Project Cost (YOE):
Sec 5309 ID Number:		Trans. Dev. Credits Requested:
Amendment Date & Action:		Trans. Deve Credits Awarded (Date & Amount):

General Project Information		Funding Information (YOE)
Project Sponsor:	LRGVDC	Federal Funding Category:
MPO Project #	Pending	Federal (FTA) Funds:
		State Funds from TxDOT:
Apportionment Year:		Other Funds:
Project Phase:		Fiscal Year Cost:
Brief Project Description:		Total Project Cost (YOE):
Sec 5309 ID Number:		Trans. Dev. Credits Requested:
Amendment Date & Action:		Trans. Deve Credits Awarded (Date & Amount):

Federal Share (5307)
Local Share (5307)
State Share _____
5307 Total: _____

Federal JARC
Local JARC
Federal New Freedom
Local New Freedom
Federal Share 5310
Local Share 5310
Federal Share 5339
Local Share 5339 _____
Total _____

Development credits

FY 2026 TRANSIT PROJECT LISTING

HARLINGEN-SAN BENITO AREA - RGVMP TRANSPORTATION IMPROVEMENT PROGRAM

PHARR DISTRICT

YOE = Year of Expenditure

<u>General Project Information</u>		<u>Funding Information (YOE)</u>
Project Sponsor:	LRGVDC	Federal Funding Category:
MPO Project #	Pending	Federal (FTA) Funds:
		State Funds from TxDOT:
Apportionment Year:		Other Funds:
Project Phase:		Fiscal Year Cost:
Brief Project Description:		Total Project Cost (YOE):
Sec 5309 ID Number:		Trans. Dev. Credits Requested:
Amendment Date & Action:		Trans. Deve Credits Awarded (Date & Amount):

<u>General Project Information</u>		<u>Funding Information (YOE)</u>
Project Sponsor:	LRGVDC	Federal Funding Category:
MPO Project #	Pending	Federal (FTA) Funds:
		State Funds from TxDOT:
Apportionment Year:		Other Funds:
Project Phase:		Fiscal Year Cost:
Brief Project Description:		Total Project Cost (YOE):
Sec 5309 ID Number:		Trans. Dev. Credits Requested:
Amendment Date & Action:		Trans. Deve Credits Awarded (Date & Amount):

<u>General Project Information</u>		<u>Funding Information (YOE)</u>
Project Sponsor:	LRGVDC	Federal Funding Category:
MPO Project #	Pending	Federal (FTA) Funds:
		State Funds from TxDOT:
Apportionment Year:		Other Funds:
Project Phase:		Fiscal Year Cost:
Brief Project Description:		Total Project Cost (YOE):
Sec 5309 ID Number:		Trans. Dev. Credits Requested:
Amendment Date & Action:		Trans. Deve Credits Awarded (Date & Amount):

Federal Share (5307)
Local Share (5307)
State Share _____
5307 Total: _____

Federal JARC
Local JARC
Federal New Freedom
Local New Freedom
Federal Share 5310
Local Share 5310
Federal Share 5339
Local Share 5339 _____
Total _____

Development Credits

Transit Financial Summary
Harlingen-San Benito Area - RGVMP
FY 2023-2026 Transportation Improvement Program

All Figures in Year of Expenditure (YOE) Dollars

Adopted: Pending

Transit Program		FY 2023			FY 2024			FY 2025		
		Federal	State/Other	Total	Federal	State/Other	Total	Federal	State/Other	Total
1	Sec. 5307 - Urbanized Formula >200K									
2	Sec. 5307 - Urbanized Formula <200K	2,107,735	1,500,000	3,607,735	2,027,452	1,285,787	3,313,239			
3	Sec. 5309 - Discretionary									
4	Sec. 5310 - Elderly & Individuals w/Disabilities									
5	Sec. 5311 - Nonurbanized Formula									
6	Sec. 5316 - JARC >200K									
7	Sec. 5316 - JARC <200K									
8	Sec. 5316 - JARC Nonurbanized									
9	Sec. 5317 - New Freedom >200K									
10	Sec. 5317 - New Freedom <200K									
11	Sec. 5317 - New Freedom Nonurbanized									
12	Sec. 5339 - Bus & Bus Facilities									
13	Other FTA									
14	Regionally Significant or Other									
Total Funds		\$2,107,735	\$1,500,000	\$3,607,735	\$2,027,452	\$1,285,787	\$3,313,239			
Transportation Development Credits										
	Requested			151,934			116,333			
	Awarded									

All Figures in Year of Expenditure (YOE) Dollars

Transit Program		FY 2026			Total		
		Federal	State/Other	Total	Federal	State/Other	Total
1	Sec. 5307 - Urbanized Formula >200K						
2	Sec. 5307 - Urbanized Formula <200K				4,135,187	2,785,787	6,920,974
3	Sec. 5309 - Discretionary						
4	Sec. 5310 - Elderly & Individuals w/Disabilities						
5	Sec. 5311 - Nonurbanized Formula						
6	Sec. 5316 - JARC >200K						
7	Sec. 5316 - JARC <200K						
8	Sec. 5316 - JARC Nonurbanized						
9	Sec. 5317 - New Freedom >200K						
10	Sec. 5317 - New Freedom <200K						
11	Sec. 5317 - New Freedom Nonurbanized						
12	Sec. 5339 - Bus & Bus Facilities						
13	Other FTA - 5311 (f)						
14	Regionally Significant or Other						
Total Funds					\$4,135,187	\$2,785,787	\$6,920,974
Transportation Development Credits							
	Requested						268,267
	Awarded						

FY 2023 TRANSIT PROJECT LISTING

HIDALGO COUNTY AREA - RGVMPPO TRANSPORTATION IMPROVEMENT PROGRAM

PHARR DISTRICT

YOE = Year of Expenditure

<u>General Project Information</u>		<u>Funding Information (YOE)</u>	
Project Sponsor:	LRGVDC	Federal Funding Category:	5310
MPO Project #	HCVM-103	Federal (FTA) Funds:	\$ 44,895
		State Funds from TxDOT:	\$ -
Apportionment Year:		Other Funds:	\$ 8,979
Project Phase:	2023	Fiscal Year Cost:	\$ 53,874
Brief Project Description:	Capital/Operations/Admin.	Total Project Cost (YOE):	\$ 53,874
Sec 5309 ID Number:		Trans. Dev. Credits Requested:	
Amendment Date & Action:		Trans. Deve Credits Awarded (Date & Amount):	
<u>General Project Information</u>		<u>Funding Information (YOE)</u>	
Project Sponsor:	LRGVDC	Federal Funding Category:	5307
MPO Project #	HCVM-104	Federal (FTA) Funds:	\$ 420,023
		State Funds from TxDOT:	\$ -
Apportionment Year:	2023	Other Funds:	\$ 230,006
Project Phase:		Fiscal Year Cost:	\$ 650,029
Brief Project Description:	Hidalgo County Transit Capital Improvement Program	Total Project Cost (YOE):	\$ 650,029
Sec 5309 ID Number:		Trans. Dev. Credits Requested:	
Amendment Date & Action:		Trans. Deve Credits Awarded (Date & Amount):	
<u>General Project Information</u>		<u>Funding Information (YOE)</u>	
Project Sponsor:	LRGVDC	Federal Funding Category:	5307
MPO Project #	HCVM-105	Federal (FTA) Funds:	\$ 385,000
		State Funds from TxDOT:	\$ -
Apportionment Year:	2023	Other Funds:	\$ 96,250
Project Phase:		Fiscal Year Cost:	\$ 481,250
Brief Project Description:	Capital - Mechanics, Assistance & Preventive Maintenance	Total Project Cost (YOE):	\$ 481,250
Sec 5309 ID Number:		Trans. Dev. Credits Requested:	
Amendment Date & Action:		Trans. Deve Credits Awarded (Date & Amount):	

<u>General Project Information</u>		<u>Funding Information (YOE)</u>	
Project Sponsor:	LRGVDC	Federal Funding Category:	5307
MPO Project #	HCVM-106	Federal (FTA) Funds:	\$2,100,000
Apportionment Year	2021 CRRSAA (\$132,506), 2023 (\$1,967,494)	State Funds from TxDOT:	
Project Phase:		Other Funds:	\$2,100,000
Brief Project Description:	Operations - (2021: Vehicle Purchase UTRGV)	Fiscal Year Cost:	\$4,200,000
Sec 5309 ID Number:		Total Project Cost (YOE):	\$4,200,000
Amendment Date & Action:		Trans. Dev. Credits Requested:	
		Trans. Deve Credits Awarded (Date & Amount):	

<u>General Project Information</u>		<u>Funding Information (YOE)</u>	
Project Sponsor:	LRGVDC	Federal Funding Category:	5307
MPO Project #	HCVM-107	Federal (FTA) Funds:	\$ 400,000
Apportionment Year	2023	State Funds from TxDOT:	\$ 250,709
Project Phase:		Other Funds:	\$ 100,000
Brief Project Description:	Operations	Fiscal Year Cost:	\$ 750,709
Sec 5309 ID Number:		Total Project Cost (YOE):	\$ 750,709
Amendment Date & Action:		Trans. Dev. Credits Requested:	
		Trans. Deve Credits Awarded (Date & Amount):	

<u>General Project Information</u>		<u>Funding Information (YOE)</u>	
Project Sponsor:	LRGVDC	Federal Funding Category:	5339
MPO Project #	HCVM-108	Federal (FTA) Funds:	\$ 532,369
Apportionment Year	2023	State Funds from TxDOT:	\$ -
Project Phase:		Other Funds:	\$ 133,092
Brief Project Description:	Capital	Fiscal Year Cost:	\$ 665,461
Sec 5309 ID Number:		Total Project Cost (YOE):	\$ 665,461
Amendment Date & Action:		Trans. Dev. Credits Requested:	
		Trans. Deve Credits Awarded (Date & Amount):	

<u>General Project Information</u>		<u>Funding Information (YOE)</u>	
Project Sponsor:	LRGVDC	Federal Funding Category:	5310
MPO Project #	HCVM-109	Federal (FTA) Funds:	\$ 584,124
Apportionment Year	2023	State Funds from TxDOT:	\$ -
Project Phase:		Other Funds:	\$ 146,031
Brief Project Description:	Capital	Fiscal Year Cost:	\$ 730,155
Sec 5309 ID Number:		Total Project Cost (YOE):	\$ 730,155
Amendment Date & Action:		Trans. Dev. Credits Requested:	
		Trans. Deve Credits Awarded (Date & Amount):	

<u>General Project Information</u>		<u>Funding Information (YOE)</u>	
Project Sponsor:	City of McAllen	Federal Funding Category:	5307
MPO Project #	HCMM-056	Federal (FTA) Funds	\$ 687,831
Apportionment Year	2023	State Funds from TxDOT:	\$ -
Project Phase:		Other Funds	\$ 687,831
Brief Project Description:	OPERATING ASSISTANCE	Fiscal Year Cost	\$ 1,375,662
Sec 5309 ID Number		Total Project Cost (YOE)	\$ 1,375,662
Amendment Date & Action		Trans. Dev. Credits Requested	
		Trans. Deve Credits Awarded (Date & Amount)	

<u>General Project Information</u>		<u>Funding Information (YOE)</u>	
Project Sponsor:	City of McAllen	Federal Funding Category:	5307
MPO Project #	HCMM-057	Federal (FTA) Funds	\$ 2,217,192
Apportionment Year	2023	State Funds from TxDOT:	\$ -
Project Phase:		Other Funds	\$ 443,448
Brief Project Description:	PREVENTIVE MAINTENANCE	Fiscal Year Cost	\$ 2,660,640
Sec 5309 ID Number		Total Project Cost (YOE)	\$ 2,660,640
Amendment Date & Action		Trans. Dev. Credits Requested	
		Trans. Deve Credits Awarded (Date & Amount)	

<u>General Project Information</u>		<u>Funding Information (YOE)</u>	
Project Sponsor:	City of McAllen	Federal Funding Category:	
MPO Project #	HCMM-058	Federal (FTA) Funds	
Apportionment Year	2023	State Funds from TxDOT:	\$ 210,057
Project Phase:		Other Funds	
Brief Project Description:	ADMINISTRATION / OPERATION	Fiscal Year Cost	\$ 210,057
Sec 5309 ID Number		Total Project Cost (YOE)	\$ 210,057
Amendment Date & Action		Trans. Dev. Credits Requested	
		Trans. Deve Credits Awarded (Date & Amount)	

<u>General Project Information</u>		<u>Funding Information (YOE)</u>	
Project Sponsor:	City of McAllen	Federal Funding Category:	5307
MPO Project #	HCMM-044	Federal (FTA) Funds	\$ 50,000
Apportionment Year	2021	State Funds from TxDOT:	
Project Phase:		Other Funds	\$ 10,000
Brief Project Description:	Training	Fiscal Year Cost	\$ 50,000
Sec 5309 ID Number		Total Project Cost (YOE)	\$ 60,000
Amendment Date & Action		Trans. Dev. Credits Requested	\$ 10,000
		Trans. Deve Credits Awarded (Date & Amount)	

<u>General Project Information</u>		<u>Funding Information (YOE)</u>	
Project Sponsor:	City of McAllen	Federal Funding Category:	5307
MPO Project #	HCMM-045	Federal (FTA) Funds	\$ 109,570
Apportionment Year	2017	State Funds from TxDOT:	
Project Phase:		Other Funds	\$ 21,914
Brief Project Description:	Marketing	Fiscal Year Cost	\$ 131,484
Sec 5309 ID Number	Revision	Total Project Cost (YOE)	\$ 131,484
Amendment Date & Action	Deleted Project	Trans. Dev. Credits Requested	
		Trans. Deve Credits Awarded (Date & Amount)	

<u>General Project Information</u>		<u>Funding Information (YOE)</u>	
Project Sponsor:	City of McAllen	Federal Funding Category:	5307
MPO Project #	HCMM-055	Federal (FTA) Funds	\$ 4,820,067
Apportionment Year	2017 (\$ 682,321) 2019 (\$ 1,734,871) 2020 (\$ 1,652,970) 2021 (749,905)	State Funds from TxDOT:	
Project Phase:		Other Funds	\$ 964,013
Brief Project Description:	Park and Ride South	Fiscal Year Cost	\$ 5,784,081
Sec 5309 ID Number		Total Project Cost (YOE)	\$ 5,784,081
Amendment Date & Action	Project Let	Trans. Dev. Credits Requested	
		Trans. Deve Credits Awarded (Date & Amount)	
<u>General Project Information</u>		<u>Funding Information (YOE)</u>	
Project Sponsor:	City of McAllen	Federal Funding Category:	5307
MPO Project #	HCMM-062	Federal (FTA) Funds	\$ 255,191
Apportionment Year	2017	State Funds from TxDOT:	
Project Phase:		Other Funds	\$ 51,038
Brief Project Description:	Planning - Bus Rapid Transit	Fiscal Year Cost	\$ 306,229
Sec 5309 ID Number	Revision	Total Project Cost (YOE)	\$ 306,229
Amendment Date & Action	Deleted Project	Trans. Dev. Credits Requested	
		Trans. Deve Credits Awarded (Date & Amount)	
<u>General Project Information</u>		<u>Funding Information (YOE)</u>	
Project Sponsor:	City of McAllen	Federal Funding Category:	5307
MPO Project #	HCMM-063	Federal (FTA) Funds	\$ 777,831
Apportionment Year	2020 (\$687,831)	State Funds from TxDOT:	
Project Phase:		Other Funds	\$ 155,566
Brief Project Description:	Land Acquisition - Bus Rapid Transit	Fiscal Year Cost	\$ 933,397
Sec 5309 ID Number	Revision	Total Project Cost (YOE)	\$ 933,397
Amendment Date & Action	Deleted Project	Trans. Dev. Credits Requested	
		Trans. Deve Credits Awarded (Date & Amount)	

<u>General Project Information</u>		<u>Funding Information (YOE)</u>	
Project Sponsor:	City of McAllen	Federal Funding Category:	5307
MPO Project #	HCMM-064	Federal (FTA) Funds	\$ 687,831
Apportionment Year	2019	State Funds from TxDOT:	
Project Phase:		Other Funds	\$ 137,566
Brief Project Description:	Shop Equipment	Fiscal Year Cost	\$ 825,397
Sec 5309 ID Number	Revision	Total Project Cost (YOE)	\$ 825,397
Amendment Date & Action		Deleted Project	Trans. Dev. Credits Requested
			Trans. Deve Credits Awarded (Date & Amount)

<u>General Project Information</u>		<u>Funding Information (YOE)</u>	
Project Sponsor:	City of McAllen	Federal Funding Category:	5307
MPO Project #	HCMM-065	Federal (FTA) Funds	\$ 1,023,002
Apportionment Year	2019 (\$188,618), 2020 (\$834,384)	State Funds from TxDOT:	
Project Phase:		Other Funds	\$ 204,600
Brief Project Description:	Consulting - Bus Rapid Transit	Fiscal Year Cost	\$ 1,227,602
Sec 5309 ID Number	Revision	Total Project Cost (YOE)	\$ 1,227,602
Amendment Date & Action		Deleted Project	Trans. Dev. Credits Requested
			Trans. Deve Credits Awarded (Date & Amount)

<u>General Project Information</u>		<u>Funding Information (YOE)</u>	
Project Sponsor:	City of McAllen	Federal Funding Category:	5307
MPO Project #	HCMM-066	Federal (FTA) Funds	\$ 300,000
Apportionment Year	2020	State Funds from TxDOT:	
Project Phase:		Other Funds	
Brief Project Description:	Security Cameras	Fiscal Year Cost	\$ 300,000
Sec 5309 ID Number	Revision	Total Project Cost (YOE)	\$ 300,000
Amendment Date & Action		Deleted Project	Trans. Dev. Credits Requested
			Trans. Deve Credits Awarded (Date & Amount)

<u>General Project Information</u>		<u>Funding Information (YOE)</u>	
Project Sponsor:	City of McAllen	Federal Funding Category:	5307
MPO Project #	HCMM-067	Federal (FTA) Funds	\$ 4,150,681
Apportionment Year	2018 (\$556,978) 2019 (\$323,703) 2021 (\$3,200,000)	State Funds from TxDOT:	
Project Phase:		Other Funds	
Brief Project Description:	North Transfer Hub Construction	Fiscal Year Cost	\$ 4,150,681
Sec 5309 ID Number		Total Project Cost (YOE)	\$ 4,150,681
Amendment Date & Action	Project Let	Trans. Dev. Credits Requested	\$ 830,136
		Trans. Deve Credits Awarded (Date & Amount)	

<u>General Project Information</u>		<u>Funding Information (YOE)</u>	
Project Sponsor:	City of McAllen	Federal Funding Category:	5307
MPO Project #	HCMM-068	Federal (FTA) Funds	\$ 692,034
Apportionment Year	2021	State Funds from TxDOT:	
Project Phase:		Other Funds	
Brief Project Description:	Operations / Administration (American Rescue Plan)	Fiscal Year Cost	\$ 692,034
Sec 5309 ID Number		Total Project Cost (YOE)	\$ 692,034
Amendment Date & Action	Project Let	Trans. Dev. Credits Requested	
		Trans. Deve Credits Awarded (Date & Amount)	

<u>General Project Information</u>		<u>Funding Information (YOE)</u>	
Project Sponsor:	City of McAllen	Federal Funding Category:	5307
MPO Project #	HCMM-050	Federal (FTA) Funds	\$ 1,140,000
Apportionment Year	2019	State Funds from TxDOT:	\$ -
Project Phase:		Other Funds	\$ 1,140,000
Brief Project Description:	Operating Assistance	Fiscal Year Cost	\$ 2,280,000
Sec 5309 ID Number		Total Project Cost (YOE)	\$ 2,280,000
Amendment Date & Action	Revision Appn Yr & Funding	Trans. Dev. Credits Requested	
		Trans. Deve Credits Awarded (Date & Amount)	

<u>General Project Information</u>		<u>Funding Information (YOE)</u>	
Project Sponsor:	City of McAllen	Federal Funding Category:	5307
MPO Project #	HCMM-051	Federal (FTA) Funds	\$ 556,978
Apportionment Year	2018	State Funds from TxDOT:	\$ -
Project Phase:		Other Funds	\$ 139,245
Brief Project Description:	Preventative Maintenance	Fiscal Year Cost	\$ 696,223
Sec 5309 ID Number		Total Project Cost (YOE)	\$ 696,223
Amendment Date & Action	Revision Appn Yr & Funding	Trans. Dev. Credits Requested	
		Trans. Deve Credits Awarded (Date & Amount)	

<u>General Project Information</u>		<u>Funding Information (YOE)</u>	
Project Sponsor:	LRGVDC	Federal Funding Category:	5307
MPO Project #	HCVM-118	Federal (FTA) Funds:	\$ 63,000
Apportionment Year	2018	State Funds from TxDOT:	\$ -
Project Phase:		Other Funds:	\$ -
Brief Project Description:	Bus Stop Improvements	Fiscal Year Cost:	\$ 63,000
		Total Project Cost (YOE):	\$ 63,000
Sec 5309 ID Number:		Trans. Dev. Credits Requested:	\$ 15,750
Amendment Date & Action:		Trans. Deve Credits Awarded (Date & Amount):	
<u>General Project Information</u>		<u>Funding Information (YOE)</u>	
Project Sponsor:	LRGVDC	Federal Funding Category:	5307
MPO Project #	HCVM-119	Federal (FTA) Funds:	\$ 96,000
Apportionment Year	2018	State Funds from TxDOT:	\$ -
Project Phase:		Other Funds:	\$ -
Brief Project Description:	Bus Shelter Project	Fiscal Year Cost:	\$ 96,000
		Total Project Cost (YOE):	\$ 96,000
Sec 5309 ID Number:		Trans. Dev. Credits Requested:	\$ 24,000
Amendment Date & Action:		Trans. Deve Credits Awarded (Date & Amount):	
<u>General Project Information</u>		<u>Funding Information (YOE)</u>	
Project Sponsor:	LRGVDC	Federal Funding Category:	5307
MPO Project #	HCVM-120	Federal (FTA) Funds:	\$ 204,000
Apportionment Year	2019	State Funds from TxDOT:	\$ -
Project Phase:		Other Funds:	\$ -
Brief Project Description:	Bus Shelter Project	Fiscal Year Cost:	\$ 204,000
		Total Project Cost (YOE):	\$ 204,000
Sec 5309 ID Number:		Trans. Dev. Credits Requested:	\$ 51,000
Amendment Date & Action:		Trans. Deve Credits Awarded (Date & Amount):	

<u>General Project Information</u>		<u>Funding Information (YOE)</u>	
Project Sponsor:	LRGVDC	Federal Funding Category:	5307
MPO Project #	HCVM-121	Federal (FTA) Funds:	\$ 500,000
Apportionment Year:	2022	State Funds from TxDOT:	
Project Phase:		Other Funds:	
Brief Project Description:	Mobility Management	Fiscal Year Cost:	\$ 500,000
Sec 5309 ID Number:		Total Project Cost (YOE):	\$ 500,000
Amendment Date & Action:		Trans. Dev. Credits Requested:	\$ 125,000
		Trans. Deve Credits Awarded (Date & Amount):	

<u>General Project Information</u>		<u>Funding Information (YOE)</u>	
Project Sponsor:	LRGVDC	Federal Funding Category:	5307
MPO Project #	HCVM-122	Federal (FTA) Funds:	\$ 200,000
Apportionment Year:	2022	State Funds from TxDOT:	\$ -
Project Phase:		Other Funds:	
Brief Project Description:	Software/Annual Subscriptions	Fiscal Year Cost:	\$ 200,000
Sec 5309 ID Number:		Total Project Cost (YOE):	\$ 200,000
Amendment Date & Action:		Trans. Dev. Credits Requested:	\$ 50,000
		Trans. Deve Credits Awarded (Date & Amount):	

<u>General Project Information</u>		<u>Funding Information (YOE)</u>	
Project Sponsor:	LRGVDC	Federal Funding Category:	5307
MPO Project #	HCVM-079	Federal (FTA) Funds:	\$ 300,000
Apportionment Year:	2020	State Funds from TxDOT:	
Project Phase:		Other Funds:	\$ 300,000
Brief Project Description:	Operating w/ Local Match	Fiscal Year Cost:	\$ 600,000
Sec 5309 ID Number:	Revision	Total Project Cost (YOE):	\$ 600,000
Amendment Date & Action:	Added Project	Trans. Dev. Credits Requested:	
		Trans. Deve Credits Awarded (Date & Amount):	

<u>General Project Information</u>		<u>Funding Information (YOE)</u>	
Project Sponsor:	City of McAllen	Federal Funding Category:	5307
MPO Project #	HCMM-075	Federal (FTA) Funds:	\$ 105,277
Apportionment Year:	2019 (\$72,154) 2020 (\$11,626) 2021 (\$21,497)	State Funds from TxDOT:	\$ -
Project Phase:		Other Funds:	\$ 26,319
Brief Project Description:	Purchased Transportation	Fiscal Year Cost:	\$ 131,596
Sec 5309 ID Number:	Revision	Total Project Cost (YOE):	\$ 131,596
Amendment Date & Action:	Added Project	Trans. Dev. Credits Requested:	
		Trans. Deve Credits Awarded (Date & Amount):	

<u>General Project Information</u>		<u>Funding Information (YOE)</u>	
Project Sponsor:	City of McAllen	Federal Funding Category:	5307
MPO Project #	HCMM-076	Federal (FTA) Funds:	\$ 60,000
Apportionment Year:	2019	State Funds from TxDOT:	\$ -
Project Phase:		Other Funds:	\$ 15,000
Brief Project Description:	Paratransit	Fiscal Year Cost:	\$ 75,000
Sec 5309 ID Number:	Revision	Total Project Cost (YOE):	\$ 75,000
Amendment Date & Action:	Added Project	Trans. Dev. Credits Requested:	
		Trans. Deve Credits Awarded (Date & Amount):	

Federal Share (5307)	\$	19,148,083
Local Share (5307)	\$	4,148,099
State Share	\$	460,766
5307 Total:	\$	23,756,948

Federal JARC	
Local JARC	
Federal New Freedom	
Local New Freedom	
Federal Share 5310	\$ 629,019
Local Share 5310	\$ 155,010
Federal Share 5339	\$ 532,369
Local Share 5339	\$ 133,092
Total	\$ 25,206,438

Development credits \$ 1,165,886

FY 2024 TRANSIT PROJECT LISTING

HIDALGO COUNTY AREA - RGVMP O TRANSPORTATION IMPROVEMENT PROGRAM

PHARR DISTRICT

YOE = Year of Expenditure

<u>General Project Information</u>		<u>Funding Information (YOE)</u>	
Project Sponsor:	LRGVDC	Federal Funding Category:	5307
MPO Project #	HCVM-110	Federal (FTA) Funds:	\$ 120,023
		State Funds from TxDOT:	\$ -
Apportionment Year:	2024	Other Funds:	\$ 230,006
Project Phase:		Fiscal Year Cost:	\$ 350,029
Brief Project Description:	Hidalgo County Transit Capital Improvement Program	Total Project Cost (YOE):	\$ 350,029
Sec 5309 ID Number:		Trans. Dev. Credits Requested:	
Amendment Date & Action:		Trans. Deve Credits Awarded (Date & Amount):	

<u>General Project Information</u>		<u>Funding Information (YOE)</u>	
Project Sponsor:	LRGVDC	Federal Funding Category:	5307
MPO Project #	HCVM-111	Federal (FTA) Funds:	\$ 685,000
		State Funds from TxDOT:	\$ -
Apportionment Year:	2024	Other Funds:	\$ 96,250
Project Phase:		Fiscal Year Cost:	\$ 781,250
Brief Project Description:	Capital - Mechanics, Assistance & Preventive Maintenance	Total Project Cost (YOE):	\$ 781,250
Sec 5309 ID Number:		Trans. Dev. Credits Requested:	
Amendment Date & Action:		Trans. Deve Credits Awarded (Date & Amount):	

<u>General Project Information</u>		<u>Funding Information (YOE)</u>	
Project Sponsor:	LRGVDC	Federal Funding Category:	5307
MPO Project #	HCVM-112	Federal (FTA) Funds:	\$ 2,100,000
		State Funds from TxDOT:	\$ -
Apportionment Year:	2024	Other Funds:	\$ 2,100,000
Project Phase:		Fiscal Year Cost:	\$ 4,200,000
Brief Project Description:	Operations	Total Project Cost (YOE):	\$ 4,200,000
Sec 5309 ID Number:		Trans. Dev. Credits Requested:	
Amendment Date & Action:		Trans. Deve Credits Awarded (Date & Amount):	

<u>General Project Information</u>		<u>Funding Information (YOE)</u>	
Project Sponsor:	LRGVDC	Federal Funding Category:	
MPO Project #	HCVM-113	Federal (FTA) Funds:	\$ -
		State Funds from TxDOT:	\$ 250,709
Apportionment Year:	2024	Other Funds:	\$ -
Project Phase:		Fiscal Year Cost:	\$ 250,709
Brief Project Description:	Operations	Total Project Cost (YOE):	\$ 250,709
Sec 5309 ID Number:		Trans. Dev. Credits Requested:	
Amendment Date & Action:		Trans. Deve Credits Awarded (Date & Amount):	

<u>General Project Information</u>		<u>Funding Information (YOE)</u>	
Project Sponsor:	LRGVDC	Federal Funding Category:	5339
MPO Project #	HCVM-114	Federal (FTA) Funds:	\$ 532,369
		State Funds from TxDOT:	\$ -
Apportionment Year:	2024	Other Funds:	\$ 133,092
Project Phase:		Fiscal Year Cost:	\$ 665,461
Brief Project Description:	Capital	Total Project Cost (YOE):	\$ 665,461
Sec 5309 ID Number:		Trans. Dev. Credits Requested:	
Amendment Date & Action:		Trans. Deve Credits Awarded (Date & Amount):	

<u>General Project Information</u>		<u>Funding Information (YOE)</u>	
Project Sponsor:	LRGVDC	Federal Funding Category:	5310
MPO Project #	HCVM-115	Federal (FTA) Funds:	\$ 584,124
		State Funds from TxDOT:	\$ -
Apportionment Year:	2024	Other Funds:	\$ 146,031
Project Phase:		Fiscal Year Cost:	\$ 730,155
Brief Project Description:	Capital	Total Project Cost (YOE):	\$ 730,155
Sec 5309 ID Number:		Trans. Dev. Credits Requested:	
Amendment Date & Action:		Trans. Deve Credits Awarded (Date & Amount):	

<u>General Project Information</u>		<u>Funding Information (YOE)</u>	
Project Sponsor:	City of McAllen	Federal Funding Category:	5307
		Federal (FTA) Funds	\$ 687,831
MPO Project #	HCMM-059	State Funds from TxDOT:	\$ -
Apportionment Year	2024	Other Funds	\$ 687,831
Project Phase:		Fiscal Year Cost	\$ 1,375,662
Brief Project Description:	OPERATING ASSISTANCE	Total Project Cost (YOE)	\$ 1,375,662
Sec 5309 ID Number		Trans. Dev. Credits Requested	
Amendment Date & Action		Trans. Deve Credits Awarded (Date & Amount)	

<u>General Project Information</u>		<u>Funding Information (YOE)</u>	
Project Sponsor:	City of McAllen	Federal Funding Category:	5307
		Federal (FTA) Funds	\$ 2,217,192
MPO Project #	HCMM-060	State Funds from TxDOT:	\$ -
Apportionment Year	2024	Other Funds	\$ 443,448
Project Phase:		Fiscal Year Cost	\$ 2,660,640
Brief Project Description:	PREVENTIVE MAINTENANCE	Total Project Cost (YOE)	\$ 2,660,640
Sec 5309 ID Number		Trans. Dev. Credits Requested	
Amendment Date & Action		Trans. Deve Credits Awarded (Date & Amount)	

<u>General Project Information</u>		<u>Funding Information (YOE)</u>	
Project Sponsor:	City of McAllen	Federal Funding Category:	
		Federal (FTA) Funds	
MPO Project #	HCMM-061	State Funds from TxDOT:	\$ 210,057
Apportionment Year	2024	Other Funds	
Project Phase:		Fiscal Year Cost	\$ 210,057
Brief Project Description:	ADMINISTRATION / OPERATION	Total Project Cost (YOE)	\$ 210,057
Sec 5309 ID Number		Trans. Dev. Credits Requested	
Amendment Date & Action		Trans. Deve Credits Awarded (Date & Amount)	

Federal Share (5307)	\$	5,810,046
Local Share (5307)	\$	3,557,535
State Share	\$	460,766
5307 Total:	\$	9,828,347

Federal JARC		
Local JARC		
Federal New Freedom		
Local New Freedom		
Federal Share 5310	\$	584,124
Local Share 5310	\$	146,031
Federal Share 5339	\$	532,369
Local Share 5339	\$	133,092
Total	\$	11,223,963

Development credits

FY 2025 TRANSIT PROJECT LISTING

HIDALGO COUNTY AREA - RGVMPPO TRANSPORTATION IMPROVEMENT PROGRAM

PHARR DISTRICT

YOE = Year of Expenditure

<u>General Project Information</u>		<u>Funding Information (YOE)</u>
Project Sponsor:	LRGVDC	Federal Funding Category:
MPO Project #	Pending	Federal (FTA) Funds:
		State Funds from TxDOT:
Apportionment Year:		Other Funds:
Project Phase:		Fiscal Year Cost:
Brief Project Description:		Total Project Cost (YOE):
Sec 5309 ID Number:		Trans. Dev. Credits Requested:
Amendment Date & Action:		Trans. Deve Credits Awarded (Date & Amount):

<u>General Project Information</u>		<u>Funding Information (YOE)</u>
Project Sponsor:	LRGVDC	Federal Funding Category:
MPO Project #	Pending	Federal (FTA) Funds:
		State Funds from TxDOT:
Apportionment Year:		Other Funds:
Project Phase:		Fiscal Year Cost:
Brief Project Description:		Total Project Cost (YOE):
Sec 5309 ID Number:		Trans. Dev. Credits Requested:
Amendment Date & Action:		Trans. Deve Credits Awarded (Date & Amount):

<u>General Project Information</u>		<u>Funding Information (YOE)</u>
Project Sponsor:	LRGVDC	Federal Funding Category:
MPO Project #	Pending	Federal (FTA) Funds:
		State Funds from TxDOT:
Apportionment Year:		Other Funds:
Project Phase:		Fiscal Year Cost:
Brief Project Description:		Total Project Cost (YOE):
Sec 5309 ID Number:		Trans. Dev. Credits Requested:
Amendment Date & Action:		Trans. Deve Credits Awarded (Date & Amount):

<u>General Project Information</u>		<u>Funding Information (YOE)</u>
Project Sponsor:	LRGVDC	Federal Funding Category:
MPO Project #	Pending	Federal (FTA) Funds:
Apportionment Year		State Funds from TxDOT:
Project Phase:		Other Funds:
Brief Project Description:		Fiscal Year Cost:
Sec 5309 ID Number:		Total Project Cost (YOE):
Amendment Date & Action:		Trans. Dev. Credits Requested:
		Trans. Deve Credits Awarded (Date & Amount):
<u>General Project Information</u>		<u>Funding Information (YOE)</u>
Project Sponsor:	LRGVDC	Federal Funding Category:
MPO Project #	Pending	Federal (FTA) Funds:
Apportionment Year		State Funds from TxDOT:
Project Phase:		Other Funds:
Brief Project Description:		Fiscal Year Cost:
Sec 5309 ID Number:		Total Project Cost (YOE):
Amendment Date & Action:		Trans. Dev. Credits Requested:
		Trans. Deve Credits Awarded (Date & Amount):
<u>General Project Information</u>		<u>Funding Information (YOE)</u>
Project Sponsor:	LRGVDC	Federal Funding Category:
MPO Project #	Pending	Federal (FTA) Funds:
Apportionment Year		State Funds from TxDOT:
Project Phase:		Other Funds:
Brief Project Description:		Fiscal Year Cost:
Sec 5309 ID Number:		Total Project Cost (YOE):
Amendment Date & Action:		Trans. Dev. Credits Requested:
		Trans. Deve Credits Awarded (Date & Amount):
<u>General Project Information</u>		<u>Funding Information (YOE)</u>
Project Sponsor:	LRGVDC	Federal Funding Category:
MPO Project #	Pending	Federal (FTA) Funds:
Apportionment Year		State Funds from TxDOT:
Project Phase:		Other Funds:
Brief Project Description:		Fiscal Year Cost:
Sec 5309 ID Number:		Total Project Cost (YOE):
Amendment Date & Action:		Trans. Dev. Credits Requested:
		Trans. Deve Credits Awarded (Date & Amount):
<u>General Project Information</u>		<u>Funding Information (YOE)</u>
Project Sponsor:	LRGVDC	Federal Funding Category:
MPO Project #	Pending	Federal (FTA) Funds:
Apportionment Year		State Funds from TxDOT:
Project Phase:		Other Funds:
Brief Project Description:		Fiscal Year Cost:
Sec 5309 ID Number:		Total Project Cost (YOE):
Amendment Date & Action:		Trans. Dev. Credits Requested:
		Trans. Deve Credits Awarded (Date & Amount):

<u>General Project Information</u>		<u>Funding Information (YOE)</u>	
Project Sponsor:	CITY OF MCALLEN	Federal Funding Category:	5307
MPO Project #	HCMM-069	Federal (FTA) Funds	\$ 687,831
Apportionment Year	2025	State Funds from TxDOT:	\$ -
Project Phase:		Other Funds	\$ 687,831
Brief Project Description:	OPERATING ASSISTANCE	Fiscal Year Cost	\$ 1,375,662
Sec 5309 ID Number		Total Project Cost (YOE)	\$ 1,375,662
Amendment Date & Action		Trans. Dev. Credits Requested	
		Trans. Deve Credits Awarded (Date & Amount)	
<u>General Project Information</u>		<u>Funding Information (YOE)</u>	
Project Sponsor:	CITY OF MCALLEN	Federal Funding Category:	5307
MPO Project #	HCMM-070	Federal (FTA) Funds	\$ 2,217,192
Apportionment Year	2025	State Funds from TxDOT:	\$ -
Project Phase:		Other Funds	\$ 443,448
Brief Project Description:	PREVENTIVE MAINTENANCE	Fiscal Year Cost	\$ 2,660,640
Sec 5309 ID Number		Total Project Cost (YOE)	\$ 2,660,640
Amendment Date & Action		Trans. Dev. Credits Requested	
		Trans. Deve Credits Awarded (Date & Amount)	
<u>General Project Information</u>		<u>Funding Information (YOE)</u>	
Project Sponsor:	CITY OF MCALLEN	Federal Funding Category:	
MPO Project #	HCMM-071	Federal (FTA) Funds	
Apportionment Year	2025	State Funds from TxDOT:	\$ 301,000
Project Phase:		Other Funds	
Brief Project Description:	ADMINISTRATION / OPERATION	Fiscal Year Cost	\$ 301,000
Sec 5309 ID Number		Total Project Cost (YOE)	\$ 301,000
Amendment Date & Action		Trans. Dev. Credits Requested	
		Trans. Deve Credits Awarded (Date & Amount)	

Federal Share (5307)	\$	2,905,023
Local Share (5307)	\$	1,131,279
State Share	\$	301,000
5307 Total:	\$	4,337,302

Federal JARC

Local JARC

Federal New Freedom

Local New Freedom

Federal Share 5310

Local Share 5310

Federal Share 5339

Local Share 5339

Total _____

Development credits

FY 2026 TRANSIT PROJECT LISTING

HIDALGO COUNTY AREA - RGVMP TRANSPORTATION IMPROVEMENT PROGRAM

PHARR DISTRICT

YOE = Year of Expenditure

<u>General Project Information</u>		<u>Funding Information (YOE)</u>
Project Sponsor:	LRGVDC	Federal Funding Category:
MPO Project #	Pending	Federal (FTA) Funds:
		State Funds from TxDOT:
Apportionment Year:		Other Funds:
Project Phase:		Fiscal Year Cost:
Brief Project Description:		Total Project Cost (YOE):
Sec 5309 ID Number:		Trans. Dev. Credits Requested:
Amendment Date & Action:		Trans. Deve Credits Awarded (Date & Amount):

<u>General Project Information</u>		<u>Funding Information (YOE)</u>
Project Sponsor:	LRGVDC	Federal Funding Category:
MPO Project #	Pending	Federal (FTA) Funds:
		State Funds from TxDOT:
Apportionment Year:		Other Funds:
Project Phase:		Fiscal Year Cost:
Brief Project Description:		Total Project Cost (YOE):
Sec 5309 ID Number:		Trans. Dev. Credits Requested:
Amendment Date & Action:		Trans. Deve Credits Awarded (Date & Amount):

<u>General Project Information</u>		<u>Funding Information (YOE)</u>
Project Sponsor:	LRGVDC	Federal Funding Category:
MPO Project #	Pending	Federal (FTA) Funds:
		State Funds from TxDOT:
Apportionment Year:		Other Funds:
Project Phase:		Fiscal Year Cost:
Brief Project Description:		Total Project Cost (YOE):
Sec 5309 ID Number:		Trans. Dev. Credits Requested:
Amendment Date & Action:		Trans. Deve Credits Awarded (Date & Amount):

<u>General Project Information</u>		<u>Funding Information (YOE)</u>
Project Sponsor:	LRGVDC	Federal Funding Category:
MPO Project #	Pending	Federal (FTA) Funds:
		State Funds from TxDOT:
Apportionment Year:		Other Funds:
Project Phase:		Fiscal Year Cost:
Brief Project Description:		Total Project Cost (YOE):
Sec 5309 ID Number:		Trans. Dev. Credits Requested:
Amendment Date & Action:		Trans. Deve Credits Awarded (Date & Amount):

<u>General Project Information</u>		<u>Funding Information (YOE)</u>
Project Sponsor:	LRGVDC	Federal Funding Category:
MPO Project #	Pending	Federal (FTA) Funds:
		State Funds from TxDOT:
Apportionment Year:		Other Funds:
Project Phase:		Fiscal Year Cost:
Brief Project Description:		Total Project Cost (YOE):
Sec 5309 ID Number:		Trans. Dev. Credits Requested:
Amendment Date & Action:		Trans. Deve Credits Awarded (Date & Amount):

<u>General Project Information</u>		<u>Funding Information (YOE)</u>
Project Sponsor:	LRGVDC	Federal Funding Category:
MPO Project #	Pending	Federal (FTA) Funds:
		State Funds from TxDOT:
Apportionment Year:		Other Funds:
Project Phase:		Fiscal Year Cost:
Brief Project Description:		Total Project Cost (YOE):
Sec 5309 ID Number:		Trans. Dev. Credits Requested:
Amendment Date & Action:		Trans. Deve Credits Awarded (Date & Amount):

General Project Information		Funding Information (YOE)	
Project Sponsor:	CITY OF MCALLEN	Federal Funding Category:	5307
MPO Project #	HCMM-072	Federal (FTA) Funds	\$ 687,831
Apportionment Year	2026	State Funds from TxDOT:	\$ -
Project Phase:		Other Funds	\$ 687,831
Brief Project Description:	OPERATING ASSISTANCE	Fiscal Year Cost	\$ 1,375,662
Sec 5309 ID Number		Total Project Cost (YOE)	\$ 1,375,662
Amendment Date & Action		Trans. Dev. Credits Requested	
		Trans. Deve Credits Awarded (Date & Amount)	

General Project Information		Funding Information (YOE)	
Project Sponsor:	CITY OF MCALLEN	Federal Funding Category:	5307
MPO Project #	HCMM-073	Federal (FTA) Funds	\$ 2,217,192
Apportionment Year	2026	State Funds from TxDOT:	\$ -
Project Phase:		Other Funds	\$ 443,448
Brief Project Description:	PREVENTIVE MAINTENANCE	Fiscal Year Cost	\$ 2,660,640
Sec 5309 ID Number		Total Project Cost (YOE)	\$ 2,660,640
Amendment Date & Action		Trans. Dev. Credits Requested	
		Trans. Deve Credits Awarded (Date & Amount)	

General Project Information		Funding Information (YOE)	
Project Sponsor:	CITY OF MCALLEN	Federal Funding Category:	
MPO Project #	HCMM-074	Federal (FTA) Funds	
Apportionment Year	2026	State Funds from TxDOT:	\$ 301,000
Project Phase:		Other Funds	
Brief Project Description:	ADMINISTRATION / OPERATION	Fiscal Year Cost	\$ 301,000
Sec 5309 ID Number		Total Project Cost (YOE)	\$ 301,000
Amendment Date & Action		Trans. Dev. Credits Requested	
		Trans. Deve Credits Awarded (Date & Amount)	

Transit Financial Summary
Hidalgo County Area - RGVMPO
FY 2023-2026 Transportation Improvement Program

All Figures in Year of Expenditure (YOE) Dollars

Adopted: Pending

Transit Program		FY 2023			FY 2024			FY 2025		
		Federal	State/Other	Total	Federal	State/Other	Total	Federal	State/Other	Total
1	Sec. 5307 - Urbanized Formula >200K	19,148,083	4,608,865	23,756,948	5,810,046	4,018,301	9,828,347	2,905,023	1,432,279	4,337,302
2	Sec. 5307 - Urbanized Formula <200K									
3	Sec. 5309 - Discretionary									
4	Sec. 5310 - Elderly & Individuals w/Disabilities	629,019	155,010	784,029	584,124	146,031	730,155			
5	Sec. 5311 - Nonurbanized Formula									
6	Sec. 5316 - JARC >200K									
7	Sec. 5316 - JARC <200K									
8	Sec. 5316 - JARC Nonurbanized									
9	Sec. 5317 - New Freedom >200K									
10	Sec. 5317 - New Freedom <200K									
11	Sec. 5317 - New Freedom Nonurbanized									
12	Sec. 5339 - Bus & Bus Facilities	532,369	133,092	665,461	532,369	133,092	665,461			
13	Other FTA									
14	Regionally Significant or Other									
Total Funds		\$20,309,471	\$4,896,967	\$25,206,438	\$6,926,539	\$4,297,424	\$11,223,963	\$2,905,023	\$1,432,279	\$4,337,302
Transportation Development Credits										
	Requested			\$1,165,886						
	Awarded									

All Figures in Year of Expenditure (YOE) Dollars

Transit Program		FY 2026			Total		
		Federal	State/Other	Total	Federal	State/Other	Total
1	Sec. 5307 - Urbanized Formula >200K	2,905,023	1,432,279	4,337,302	30,768,175	11,491,724	42,259,899
2	Sec. 5307 - Urbanized Formula <200K						
3	Sec. 5309 - Discretionary						
4	Sec. 5310 - Elderly & Individuals w/Disabilities				1,213,143	301,041	1,514,184
5	Sec. 5311 - Nonurbanized Formula						
6	Sec. 5316 - JARC >200K						
7	Sec. 5316 - JARC <200K						
8	Sec. 5316 - JARC Nonurbanized						
9	Sec. 5317 - New Freedom >200K						
10	Sec. 5317 - New Freedom <200K						
11	Sec. 5317 - New Freedom Nonurbanized						
12	Sec. 5339 - Bus & Bus Facilities				1,064,738	266,184	1,330,922
13	Other FTA - 5311 (f)						
14	Regionally Significant or Other						
Total Funds		\$2,905,023	\$1,432,279	\$4,337,302	\$33,046,056	\$12,058,949	\$45,105,005
Transportation Development Credits							
	Requested						\$1,165,886
	Awarded						

**Transit Financial Summary
RGVMPO - Regional Totals
FY 2023-2026 Transportation Improvement Program**

All Figures in Year of Expenditure (YOE) Dollars

Adopted: Pending

Transit Program		FY 2023			FY 2024			FY 2025		
		Federal	State/Other	Total	Federal	State/Other	Total	Federal	State/Other	Total
1	Sec. 5307 - Urbanized Formula >200K	23,565,514	5,893,981	29,459,495	8,496,538	5,866,809	14,363,347	7,322,454	2,717,395	10,039,849
2	Sec. 5307 - Urbanized Formula <200K	2,107,735	1,500,000	3,607,735	2,027,452	1,285,787	3,313,239			
3	Sec. 5309 - Discretionary									
4	Sec. 5310 - Elderly & Individuals w/Disabilitie	1,183,386	293,738	1,477,124	750,435	187,610	938,045	554,367	138,728	693,095
5	Sec. 5311 - Nonurbanized Formula									
6	Sec. 5316 - JARC >200K									
7	Sec. 5316 - JARC <200K									
8	Sec. 5316 - JARC Nonurbanized									
9	Sec. 5317 - New Freedom >200K									
10	Sec. 5317 - New Freedom <200K									
11	Sec. 5317 - New Freedom Nonurbanized									
12	Sec. 5339 - Bus & Bus Facilities	1,353,926	368,205	1,722,131	836,087	186,689	1,022,776	871,748.00	173,272.00	1,045,020.00
13	Other FTA - 5311 (f)									
14	Regionally Significant or Other	3,140,141	1,358,997	4,499,138				3,140,141	1,358,997	4,499,138
Total Funds		\$31,350,702	\$9,414,921	\$40,765,623	\$12,110,512	\$7,526,895	\$19,637,407	\$11,888,710	\$4,388,392	\$16,277,102
Transportation Development Credits										
	Requested			\$1,317,820			\$116,333			
	Awarded									

All Figures in Year of Expenditure (YOE) Dollars

Transit Program		FY 2026			Total		
		Federal	State/Other	Total	Federal	State/Other	Total
1	Sec. 5307 - Urbanized Formula >200K	5,591,515	3,280,787	8,872,302	44,976,021	17,758,972	62,734,993
2	Sec. 5307 - Urbanized Formula <200K				4,135,187	2,785,787	6,920,974
3	Sec. 5309 - Discretionary						
4	Sec. 5310 - Elderly & Individuals w/Disabilitie	166,311	41,579	207,890	2,654,499	661,655	3,316,154
5	Sec. 5311 - Nonurbanized Formula						
6	Sec. 5316 - JARC >200K						
7	Sec. 5316 - JARC <200K						
8	Sec. 5316 - JARC Nonurbanized						
9	Sec. 5317 - New Freedom >200K						
10	Sec. 5317 - New Freedom <200K						
11	Sec. 5317 - New Freedom Nonurbanized						
12	Sec. 5339 - Bus & Bus Facilities	\$ 303,718	\$ 53,597	\$ 357,315	3,365,479	781,763	4,147,242
13	Other FTA - 5311 (f)						
14	Regionally Significant or Other				6,280,282	2,717,994	8,998,276
Total Funds		\$6,061,544	\$3,375,963	\$9,437,507	\$61,411,468	\$24,706,171	\$86,117,639
Transportation Development Credits							
	Requested						\$1,434,153
	Awarded						

FY 2020-2045 Metropolitan Transportation Plan (MTP) - Rio Grande Valley MPO

Project Phase	AFR Execution Year	Highway	From	To	MTP	CSI #	Project Length (mi)	Project Description	Project Sponsor	Current Construction Cost Estimate	Letting Year Construction dollars	ROW cost (12% 2011 const cost)	Preliminary Engineering (6.5% const cost)	CE Cost (52 M 7.5%, \$2-\$10 M 5%, >\$10 M 4.5% of 2011 const cost)	Contingencies (52M 7%, \$2-\$25 M 6.5%, \$25-\$50 M 9%, >\$50M 7% of 2011 const cost)	Total Project Cost	Year of Expenditure Dollars (YOE)	Cat 1	Cat 2	Cat 3 - TMF	Cat 4/5/6	Cat 7 Funding	Cat 8	Cat 9	CAT 10 CB	CAT 10 Earmark	Cat 11	Rider 11	Cat 12	Other Funds (Local, Bond, etc)	TRENDS - Innovative Financing	TOTAL	FY 2020	FY 2020	FY 2020	FY 2020	FY 2020	FY 2020	FY 2020	FY 2020	FY 2020	FY 2020	FY 2020	FY 2020	FY 2020	FY 2020	FY 2020	FY 2020	FY 2020	FY 2020
BROWNSVILLE																																																		
C	2020	South Port Connector	On South Port Connector, From Ostos Road	S.H. 4	BMPO-P1	0921-06-288	2.1	Construct a direct connector at Port of Brownsville	BND	\$ 18,840,283	\$ 18,840,283	\$ 513,700	\$ 923,174	\$ 600,000	\$ 650,000	\$ 20,363,457	\$ 18,032,868			\$ 1.53		\$ 11.20														\$ 18.03														
C	2019	CS	B Metro Eastside Transfer Station	At Jose Colunga Jr & Billy Mitchell	BMPO-TE14	0921-06-304		Construct Bus Facility	City of Brownsville	\$ 812,862	\$ 812,862	\$ -	\$ 39,830	\$ 51,861	\$ 10,486	\$ 915,039	\$ 1,010,000																		\$ 0.50	\$ 1.01														
C		FM 802	F.M. 1847	Old Port Isabel Rd.	BMPO-TT1	1140-02-038	1.3	Proposed 6 lanes with raised center median.	TxDOT	\$ 7,500,000	\$ 7,500,000	\$ -	\$ 256,487	\$ 259,628	\$ 104,165	\$ 6,050,478	\$ 6,354,499		\$ 14.00																	\$ 14.00														
E	2020	Veterans International Bridge at Los Tomates	Port of Entry		BMPO-CCR2	0921-06-313		Expansion of primary lanes for passenger vehicles.	CCRMA	\$ 13,134,449	\$ 13,134,449	\$ -	\$ 500,000	\$ 1,444,396	\$ 898,345	\$ 15,977,190	\$ 500,000																		\$ 0.50	\$ 0.50														
																	\$ 25,897,367																				\$ 11,198,000													
HARLINGEN/ SAN BENITO																																																		
																	\$ -																				\$ -													
HIDALGO																																																		
E	2020	Mile 10 North	Westgate (Mile 6 W)	FM 1015	HC-264	0921-02-360	3	Widen to 4 lanes - Urban	Weslaco / HC 1	\$ 13,427,988	\$ 20,875,865	\$ 3,200,000	\$ 1,240,022	\$ 2,300,000	\$ -	\$ 27,615,887	\$ 1,240,022																		\$ 1.24	\$ 1.24														
R		Donna Int'l Bridge Commercial Approach	Donna BSIF	Future IBTC / FM 493 intersection	HC-275r	0921-02-382	3.02	Construct 4 lane controlled access tolled facility	Donna	\$ 51,821,636	\$ 51,821,636	\$ 3,300,000	\$ -	\$ -	\$ -	\$ 55,121,636	\$ 3,300,000																		\$ 3.30	\$ 3.30														
C	2019	Signal Improvements	Within Hidalgo County		HC-363	0921-02-155		Traffic signal hardware improvements	Various	\$ 1,000,000	\$ 1,000,000	\$ -	\$ 49,000	\$ 75,000	\$ 70,000	\$ 1,256,000	\$ 1,000,000					\$ 1.00													\$ 1.00															
TAP	2020	Pharr Comprehensive Pedestrian Safety Wellness Plan	City limits	City limits	HC-357	0921-02-389	12	Planning study for new construction pedestrian safety improvements	Pharr	\$ -	\$ -	\$ -	\$ 254,000	\$ -	\$ -	\$ 254,000	\$ 254,000																	\$ 0.09	\$ 0.25															
R		SH 68	US 83	FM 1925	HC-295b	3629-01-001	10	Construct new 4 lane divided rural highway facility	TxDOT	\$ 187,272,000	\$ 187,272,000	\$ 21,996,250	\$ 9,763,613	\$ 7,751,113	\$ 11,985,408	\$ 244,546,849	\$ 21,996,250																			\$ 22.00	\$ 22.00													
																	\$ 27,790,272																				\$ 1,000,000													
FY 2021																																																		
BROWNSVILLE																																																		
HARLINGEN/ SAN BENITO																																																		
																	\$ -																				\$ -													
HIDALGO																																																		
C		CS	On 365 Tollway, FM 396 (Anzalduas Highway) Phase II	US 281 Military Highway	RMA-1aa	0921-02-368	12.5	Construct 4-lane controlled access tolled facility	HCRMA	\$ 258,618,363	\$ 258,618,363	\$ 23,475,000	\$ 13,738,040	\$ 10,906,321	\$ 3,303,155	\$ 310,040,879	\$ 258,618,363																			\$ 22.54	\$ 258.62													
R	2018	CS	On Taylor Rd. from IH-2	BUS 83	HC-256r	0921-02-327	1	Widen from 2 to 4 lanes Roadway	HC 3	\$ 4,494,380	\$ 4,494,380	\$ 1,192,488	\$ 1,989,553	\$ 500,000	\$ -	\$ 8,176,421	\$ 1,192,488					\$ 1.19													\$ 1.19															
E		SH 495 Ext. (Section 1)	FM 1423	FM 493		0921-02-470		Proposed construction of 4 lane divided urban section within 100ft of ROW	PCT 1	\$ 18,534,600	\$ 18,534,600	\$ 8,753,600	\$ 4,494,851	\$ 2,038,806	\$ -	\$ 33,821,857	\$ 2,244,851																	\$ 2.24	\$ 2.24															
E		SH 495 Ext. (Section 2)	FM 493	Mile 6 Rd		0921-02-471		Proposed construction of 4 lane divided urban section within 100ft of ROW.	PCT 1	\$ 11,756,400	\$ 11,756,400	\$ 4,413,440	\$ 3,121,285	\$ 1,293,204	\$ -	\$ 20,584,329	\$ 1,560,643																	\$ 1.56	\$ 1.56															
E		FM 1925 (Section 1)	FM 2221	3.1 Miles N		0921-02-472		Proposed 2-lane rural highway with 10 ft. shoulders in 120 ft. of ROW	PCT 3	\$ 9,511,200	\$ 9,511,200	\$ 772,727	\$ 2,620,315	\$ 1,046,232	\$ -	\$ 13,950,474	\$ 1,320,315																	\$ 1.32	\$ 1.32															
E		FM 1925 (Section 2)	Jarachina Rd	8.6 Miles East (New Location)		0921-02-473		Proposed 2-lane rural highway with 10 ft. shoulders in 120 ft. of ROW	PCI 3	\$ 26,222,400	\$ 26,222,400	\$ 4,371,939	\$ 5,764,113	\$ 2,884,464	\$ -	\$ 39,242,916	\$ 2,764,113																	\$ 2.76	\$ 2.76															
E	2019	CS	On Cesar Chavez from Business 83	Ridge	HC-344	0921-02-399	1	Widen from 2 to 4 lanes	San Juan / Alamo / HC 1-2	\$ 6,193,200	\$ 6,440,928	\$ 1,000,000	\$ 249,994	\$ 655,000	\$ -	\$ 9,225,356	\$ 249,994																	\$ 0.25	\$ 0.25															
R	2019	Eldora Rd	FM 3362 (Jackson Rd)	Veterans Blvd (I Rd)	HC-322r	0921-02-403	2.3	Widen from 2 to 4 Lane Divided	HC 2	\$ 12,204,142	\$ 13,180,473	\$ 1,200,000	\$ 893,159	\$ 1,518,417	\$ -	\$ 16,672,565	\$ 1,200,000					\$ 1.20													\$ 1.20															
E		FM 676	Taylor Rd	FM 2220	HC-144	1064-01-043	1	Widen from 2 to 4 Lane Divided	TxDOT / HC 4	\$ 8,263,107	\$ 8,263,107	\$ 1,000,000	\$ 1,839,870	\$ -	\$ 11,102,977	\$ 1,839,870																		\$ 1.83	\$ 1.83															
C		FM 1926 (23rd st)	SH 1926 (23rd st) & Kendallwood Ave		HC-311	1804-01-069	1	Addition of North and South bound center turn lanes	McAllen	\$ 94,785	\$ 94,785	\$ 16,000	\$ 4,361	\$ 4,450	\$ -	\$ 125,114	\$ 94,785					\$ 0.09												\$ 0.09																
																	\$ 271,085,422																				\$ 2,487,273													
FY 2022																																																		
BROWNSVILLE																																																		
C, E	2020	VA	Southmost Nature Trail Ph. II, from Manzano St	La Posada Dr.	BMPO-ST1	0921-06-280	0.8	Construct 10' concrete trail	City of Brownsville	\$ 356,250	\$ 356,250	\$ -	\$ -	\$ 18,750	\$ 26,250	\$ 401,250	\$ 375,000					\$ 0.36												\$ 0.02	\$ 0.38															
E	2020	CS	On West Rail Trail, From Palm Blvd @ Former Rail Line	I-69E SB Frontage Road, W. of Old Alice Road	BMPO-E7	0921-06-293	6.5	Construct Multimodal Facility	CCRMA	\$ 6,000,000	\$ 6,000,000	\$ 90,000	\$ 1,000,000	\$ 660,000	\$ 200,672	\$ 7,950,672	\$ 1,000,000					\$ 1.00													\$ 1.00															
C, E	2020	West Rail Trail, Ph. I	West Rail Trail on Palm Blvd @ Former Rail Line	I-69E SB Frontage Road, W. of Old Alice Road	BMPO-E7	0921-06-293	6.5	Construct Multimodal Facility	Brownsville	\$ 6,000,000	\$ 6,000,000	\$ 90,000	\$ 1,000,000	\$ 660,000	\$ 200,672	\$ 7,950,672	\$ 6,660,000																	\$ 6.60	\$ 6.60															
C, E	2020	Veterans International Bridge at Los Tomates	CBP Primary Inspection Lanes		BMPO-AA1	0921-06-313		Expansion of primary lanes for passenger vehicles.	CCRMA	\$ 13,134,449	\$ 13,134,449	\$ -	\$ 500,000	\$ 1,444,396	\$ 898,345	\$ 15,977,190	\$ 14,578,845					\$ 14.60													\$ 14.60															
																	\$ 22,613,845																				\$ 15,956,250													
HARLINGEN/ SAN BENITO																																																		
C		SH 107	Louisiana St.	Hooks E. Hodges Rd.	HSB-118	0342-03-037		Reconstruct to 4 lanes C&G and add ADA sidewalk	TxDOT	\$ 10,185,300	\$ 10,185,300	\$ -	\$ 499,080	\$ 649,822	\$ 131,390	\$ 12,115,414	\$ 10,185,301			\$ 8.80													\$ 1.39	\$ 10.19																
C, E	2019	CS	On Stuart Pl. Rd. 0.18 MI N of Primera Rd	FM 2994/Wilson Rd	HSB-128	0921-06-311		Construction of 1.2mi of ADA-accessible 5 to 6 foot wide sidewalk	City of Primera	\$ 482,010	\$ 482,010	\$ -	\$ 21,690	\$ 50,611	\$ -	\$ 578,412	\$ 578,412																	\$ 0.58	\$ 0.58															
C	2017	CS	S.Parallel Corridor, FM 509	FM 2520	HSB-133	0921-06-252	2.4	Construct 2 lane rural	Cameron County	\$ 7,500,000	\$ 7,500,000	\$ -	\$ -	\$ 825,000	\$ -	\$ 8,749,496	\$ 7,500,000								\$ 1.68		\$ 1.33	\$ 4.50					\$ 7.50																	
C, E	2018	Loop 499	Rio Hondo Road	FM 106 (Harrison Ave)	HSB-127	0921-06-312	1.48	Construction of 1.48 mi of ADA accessible 6 ft wide sidewalks	City of Harlingen	\$ 428,489	\$ 428,489	\$ 1,946	\$ 9,732	\$ 53,200	\$ 25,653	\$ 571,490	\$ 544,711																	\$ 0.026	\$ 0.54															
																	\$ 18,808,424																				\$ -													
HIDALGO																																																		
TAP	2019	VA	Donna Sidewalk Project	S. International Blvd.	HC-360	0921-02-393	4.9	Rehabilitation of deteriorated sidewalks and construction of new sidewalks	Donna	\$ 340,741	\$ 340,741	\$ -	\$ -	\$ -	\$ 51,112	\$ 410,014	\$ 410,014																	\$ 0.07	\$ 0.41															

FY 2020-2045 Metropolitan Transportation Plan (MTP) - Rio Grande Valley MPO

Project Phase	AFA Execution Year	Highway	From	To	MTP#	CSI #	Project Length (mi)	Project Description	Project Sponsor	Current Construction Cost Estimate	Letting Year Construction dollars	ROW cost (12% 2011 const cost)	Preliminary Engineering (6.5% const cost)	CE Cost (<\$2 M 7.5%, \$2-\$10 M 5%, >\$10 M 4.5%, of 2011 const cost)	Contingencies (<\$2M 7%, \$2-\$25 M 6.5%, \$25-\$50 M 9%, >\$50M 7% of 2011 const cost)	Total Project Cost	Year of Expenditure Dollars (YOE)	Cat 1	Cat 2	Cat 3 - TMF	Cat 4/5/6	Cat 7 Funding	Cat 8	Cat 9	CAT 10 CBI	CAT 10 Earmark	Cat 11	Rider 11	Cat 12	Other Funds (Local, Bond, etc)	TRENDS - Innovative Financing	TOTAL																				
C	2018	TL2	Anzalduas Land Port of Entry NB Empties		HC-352	0921-02-379		Inbound commercial inspection pre-primary inspection pre-cleared cargo traffic	McAllen	\$ 43,700,000	\$ 43,700,000	\$ -	\$ 3,496,000	\$ 4,370,000	\$ -	\$ 53,308,091	\$ 43,700,000								\$ 12.10					\$ 31.60		\$ 43.70																				
TAP	2019	VA	Cano St.	Freddy Gonzalez	HC-359	0921-02-392	1	Installation of solar powered lighting along the Cano walking trail	Edinburg	\$ 534,400	\$ 534,400	\$ -	\$ -	\$ -	\$ 34,736	\$ 600,879	\$ 600,879							\$ 0.53						\$ 0.07		\$ 0.60																				
TAP	2020	Vision Zero Planning Study	City limits	City limits	HC-356	0921-02-390		Vision Zero Planning Study	McAllen	\$ -	\$ -	\$ -	\$ 150,000	\$ -	\$ 30,000	\$ 187,995	\$ 187,995							\$ 0.15					\$ 0.04		\$ 0.19																					
C		FM 1926 (23rd st)	At FM 1926 (23rd st) & Hackberry Ave		HC-310	1804-01-068	1	Addition of North and South bound center turn lanes	McAllen	\$ 86,265	\$ 86,265	\$ 16,000	\$ 3,969	\$ 4,050	\$ -	\$ 121,586	\$ 86,265					\$ 0.09									\$ 0.09																					
C		SH 336	Intersection Business US 83	1350 S Intersection US Business 83	HC-312	0621-01-106	0.025	Addition of north bound right turn lane	McAllen	\$ 77,958	\$ 77,958	\$ 31,000	\$ 3,587	\$ 3,660	\$ -	\$ 123,986	\$ 77,958					\$ 0.08									\$ 0.08																					
C		FM 1926 (23rd st)	At FM 1926 (23rd st) & Ebony Ave		HC-313	1804-01-071	2	Addition of east, north and south bound center turn lanes	McAllen	\$ 141,219	\$ 141,219	\$ 21,000	\$ 6,497	\$ 6,630	\$ -	\$ 188,521	\$ 141,219					\$ 0.14									\$ 0.14																					
PE,CE		Bentsen Rd.	FM 924 (3 Mile)	FM 676 (Mile 5)	HC-900			Widen to 4 lanes and continuous turn lane w/ curb and gutter	McAllen	\$ 9,504,000	\$ 11,024,640	\$ 1,100,000	\$ 275,000	\$ 825,000	\$ -	\$ 13,224,640	\$ 1,100,000												\$ 1.10		\$ 1.10																					
C		SS 115	At FM 1926 (23rd st) & Jackson Ave		HC-314	1804-01-072	1	Addition of North and South bound center turn lanes	McAllen	\$ 116,618	\$ 116,618	\$ 31,000	\$ 5,366	\$ 5,475	\$ -	\$ 169,519	\$ 116,618					\$ 0.12									\$ 0.12																					
C	2018	VA	Anzalduas Int Bridge Port of Entry	South Bound	HC-277	0921-02-303		Construction of Southbound Inspection Station	McAllen	\$ 10,000,000	\$ 10,000,000	\$ -	\$ 800,000	\$ 1,281,660	\$ -	\$ 12,506,367	\$ 10,000,000					\$ 0.51			\$ 5.49			\$ 4.00		\$ 10.00																						
																	\$ 61,701,563																		\$ 933,733																	
BROWNSVILLE																																																				
C & E		CS	On Mesquite St., Interior Roads at Olmito		BMPO-CTY1	0921-06-326		Sidewalks along T. Cortez & Parker Ave.	Cameron County	\$ 400,858	\$ 400,858	\$ -	\$ 19,537	\$ 59,806	\$ 31,586	\$ 535,357	\$ 535,357														\$ 0.14		\$ 0.54																			
E	2020	CS	On East Loop, from I-69E	SH 4	BMPO-E4	0921-06-315	9.9	Construction of 4 to 6 lane roadway partially on new location	CCRMA	\$ 96,636,662	\$ 113,405,678	\$ 5,600,000	\$ 3,875,000	\$ 4,831,833	\$ 4,900,000	\$ 132,612,511	\$ 3,875,000														\$ 3.88		\$ 3.88																			
E	2020	CS	On Morrison Rd, from FM 1847	FM 511	BMPO-E3	0921-06-291		Construct 4 lane Urban Roadway.	CCRMA	\$ 23,506,667	\$ 23,506,667	\$ -	\$ 500,000	\$ 1,998,067	\$ 1,057,800	\$ 27,062,534	\$ 500,000														\$ 0.50		\$ 0.50																			
E	2021	CS	On Old Alice Road, Sports Park Blvd	SH 100	BMPO-E2	0921-06-290	4.9	Widen from 2 lane to 4 lane Urban Roadway	CCRMA	\$ 18,662,525	\$ 20,902,028	\$ -	\$ 1,100,000	\$ 1,650,000	\$ 839,814	\$ 24,491,842	\$ 1,100,000													\$ 1.10		\$ 1.10																				
C,E	2020	SH 550	0.203mi S of FM 1847	1.13mi SE of UPRR Overpass @ FM 3248	BMPO-CCR1	0684-01-068	3.9	Construct Contolled Access Talled Facility	CCRMA	\$ 20,474,607	\$ 21,293,590	\$ -	\$ 1,000,000	\$ 1,631,503	\$ 743,425	\$ 24,668,518	\$ 22,925,093					\$22.93 (\$2.16 CRRSAA)									\$ 22.93																					
E		CS	On Dana Ave., from FM 3248	FM 802	BMPO-DR1	0921-06-330	2.4	Widen roadway and add sidewalks	CCRMA	\$ 15,378,700	\$ 17,224,144	\$ -	\$ 517,540	\$ 1,307,190	\$ 210,144	\$ 19,259,018	\$ 517,540													\$ 0.52		\$ 0.52																				
C & E		VA	Interior Roads at Las Palmas Mobile Estates	FM 802	BMPO-CTY2	0921-06-327		Construct 5' concrete sidewalks	Cameron County	\$ 334,598	\$ 334,598	\$ -	\$ 16,710	\$ 48,516	\$ 4,678	\$ 423,131	\$ 423,131								\$ 0.30					\$ 0.12		\$ 0.42																				
E	2020	CS	On Whipple Rd, from FM 1575	FM 1847	BMPO-E5	0921-06-292	1.3	Widening of Existing Roadway to include Continuous Left Turn Lane	CCRMA	\$ 5,713,970	\$ 6,399,646	\$ -	\$ 278,677	\$ 440,000	\$ 260,000	\$ 7,739,946	\$ 278,677					\$ 0.28									\$ 0.28																					
C		VA	On W side of FM 1847, Resaca Retreat Dr.	First Street	BMPO-BL3	0921-06-325	0.65	Construct sidewalk on west side of FM 1847	City of Los Fresnos	\$ 397,592	\$ 397,592	\$ -	\$ 10,687	\$ -	\$ 283	\$ 432,554	\$ 432,554								\$ 0.39					\$ 0.04		\$ 0.43																				
C	2020	VA	2 Mi North of FM 511/FM 1847 int.	Along Canal, 7 mi E, .38 mi N, 0.3 mi W	BMPO-BL1	0921-06-322	1.1	Construct 10' Hike and Bike Trail between Brownsville and Los Fresnos	City of Brownsville	\$ 999,080	\$ 999,080	\$ -	\$ 48,954	\$ -	\$ 39,663	\$ 1,143,557	\$ 1,143,557							\$ 0.64					\$ 0.50		\$ 1.14																					
C	2020	VA	Phase 1 terminus, 1 Mile North	0.38 miles west, 0.1 miles north	BMPO-BL2	0921-06-324	1.4	Construct 10' Hike and Bike Trail between Brownsville and Los Fresnos	City of Brownsville	\$ 999,080	\$ 999,080	\$ -	\$ 44,954	\$ -	\$ 38,463	\$ 1,138,144	\$ 1,138,144							\$ 0.64					\$ 0.50		\$ 1.14																					
																	\$ 32,869,953																		\$ 23,310,000																	
HARLINGEN/ SAN BENITO																																																				
E,R		CS	On S. Parallel Corridor, from FM 2520	FM 1577	HSB-110	0921-06-257	2.2	New Location - 2 lane rural roadway in a proposed 120 Foot ROW	Cameron County	\$ 9,000,000	\$ 10,080,000	\$ 1,200,000	\$ 1,200,000	\$ 765,000	\$ 405,000	\$ 13,650,000	\$ 2,400,000													\$ 2.40		\$ 2.40																				
C		VA	GSA Facility	Los Indios Free Trade Int'l Bridge	HSB-L11	0921-06-359		Construction of Border Safety Inspection Facility (BSIF)	TXDOT	\$ 3,465,955	\$ 3,465,955	\$ -	\$ 173,687	\$ 155,964	\$ 78,677	\$ 3,977,077	\$ 3,465,955									\$ 3.47					\$ 3.47																					
C		III-69E	Industrial Blvd	Loop 499/ Primera Rd	HSB-115	0039-07-257		NB and SB Ramps Reversal	TXDOT	\$ 2,521,661	\$ 2,813,724	\$ -	\$ 134,966	\$ 210,162	\$ 232,749	\$ 3,391,601	\$ 2,813,724			\$ 2.81											\$ 2.81																					
																	\$ 8,997,517																																			
HIDALGO																																																				
E,R,C	2018	CS	On Liberty Blvd from Mile 3	US 83	HC-284a	0921-02-194	2.4	Widening and new location, from 2 to 4 lanes with dedicated left turn lane	HC 3	\$ 10,934,210	\$ 10,953,888	\$ 686,011	\$ 1,291,874	\$ 1,086,619	\$ -	\$ 14,018,392	\$ 12,726,518						\$ 10.54		\$ 0.69			\$ 0.40	\$ 1.10		\$ 12.73																					
R	2018	CS	On Veterans (SH 495), from IH-2/US 83	SH 364 (La Homa Rd)	HC-50r	0865-01-108	2.3	Construct 4 lane divided urban section	TXDOT	\$ 14,556,786	\$ 15,139,057	\$ 2,699,360	\$ 758,148	\$ 919,061	\$ 915,622	\$ 20,879,948	\$ 2,699,360						\$ 2.70								\$ 2.70																					
R	2020	CS	On Liberty Blvd. (Ph. II), from Mile 3 Rd	FM 2221	HC-284br	0921-02-322	3.8	Construct 2 lane roadway with shoulders (on New Location from Mile 4 to FM 2221)	HC 3	\$ 9,469,887	\$ 10,606,273	\$ 2,030,000	\$ 347,998	\$ 1,576,755	\$ -	\$ 14,561,026	\$ 2,030,000						\$ 2.03								\$ 2.03																					
C,E,R	2020	CS	On Hi-Line Rd, From Cage Blvd	Veterans Rd	HC-336	0921-02-375	1	Widen to 2 lane with continuous left turn and shoulders	Pharr	\$ 7,386,161	\$ 7,386,161	\$ 350,000	\$ 361,922	\$ 590,893	\$ 480,100	\$ 9,837,563	\$ 8,327,054						\$ 6.67						\$ 1.66		\$ 8.33																					
PE		FM 396/2 Ph. 1	FM 396	I-2	New Project			Construct 2 access controlled direct connectors at intersection	McAllen	\$ 35,000,000	\$ 39,200,000	\$ 5,000,000	\$ 721,875	\$ 2,533,475	\$ -	\$ 47,455,350	\$ 721,875												\$ 0.72		\$ 0.72																					
E,R		CS	On Auburn Ave., from 33rd St	23rd St	New Project			Construct 4 lane roadway w/ curb & gutter	McAllen	\$ 3,075,000	\$ 3,075,000	\$ 615,000	\$ 123,000	\$ 369,000	\$ -	\$ 4,182,000	\$ 1,107,000												\$ 1.11		\$ 1.11																					
C		FM 676 (Mile 5 N)	SH 364 E (La Homa Rd)	SH 107 (Conway)	HC-117b	1064-01-032	2.39	Widen from 2 to 4 Lane Divided	TXDOT	\$ 16,149,113	\$ 16,149,113	\$ 3,783,390	\$ 841,080	\$ 1,019,595	\$ 1,015,779	\$ 23,306,739	\$ 16,149,113			\$ 16.15											\$ 16.15																					
R	2020	CS	On Mile 6 W from SH 107	Mile 11 N	HC-148br	0921-02-286	5.5	ROW Acquisition for RECONST. &Widen from 2 to 4 Lanes.	HC 1	\$ 31,202,489	\$ 31,202,489	\$ 4,396,313	\$ 992,000	\$ 3,410,000	\$ 1,316,000	\$ 43,832,238	\$ 4,396,313						\$ 4.40							\$ 4.40																						
R	2020	CS	On Taylor Rd @Mile 2 N	Business 83	HC-257r	0921-02-328	2	Widen from 2 lanes to 4 lane divided urban	HC 3	\$ 12,693,646	\$ 13,709,138	\$ 2,011,852	\$ 743,333	\$ 1,138,003	\$ 376,725	\$ 18,271,367	\$ 2,011,852						\$ 2.01							\$ 2.01																						

FY 2020-2045 Metropolitan Transportation Plan (MTP) - Rio Grande Valley MPO

Project Phase	AFA Execution Year	Highway	From	To	MTP#	CS#	Project Length (mi)	Project Description	Project Sponsor	Current Construction Cost Estimate	Letting Year Construction dollars	ROW cost (12% 2011 const cost)	Preliminary Engineering (6-7% const cost)	CE Cost (<\$2 M 7-9% >\$2-\$10 M 5% >\$10 M 4.5% of 2011 const cost)	Contingencies (<\$2M 7%, \$2-\$25 M 6.5%, \$25-\$50 M 9%, >\$50M 7% of 2011 const cost)	Total Project Cost	Year of Expenditure Dollars (YOE)	Cat 1	Cat 2	Cat 3 - TMF	Cat 4/5/6	Cat 7 Funding	Cat 8	Cat 9	CAT 10 CBI	CAT 10 Earmark	Cat 11	Rider 11	Cat 12	Other Funds (Local, Bond, etc)	TRENDS - Innovative Financing	TOTAL			
E,R		CS	On Freddy Gonzalez, from 26th St.	10th St				Construct & widen from 2 to 4 lanes w/ cont. turn ln, curb & gutter	McAllen	\$ 6,521,750	\$ 6,521,750	\$ 1,201,375	\$ 260,870	\$ 782,610		\$ 8,766,605	\$ 2,244,855														\$ 2.24	\$ 2.24			
E		CS	On Moore Rd. from Jackson Rd	Cage Blvd	HC-379	0921-02-436	1.25	Widen to a 2-lane divided roadway with continuous center turning lane and shoulders	Pharr	\$ 6,084,000	\$ 6,814,080	\$ 605,000	\$ 335,286	\$ 486,720		\$ 8,241,086	\$ 335,286														\$ 0.34	\$ 0.34			
E		CS	On Moore Rd. from Cage Blvd	1 Rd	HC-380	0921-02-437	1.25	Widen to a 2-lane divided roadway with continuous center turning lane and shoulders	Pharr	\$ 6,744,537	\$ 8,777,781	\$ 605,000	\$ 330,482	\$ 597,125		\$ 10,310,388	\$ 330,482														\$ 0.33	\$ 0.33			
R		CS	On International Bridge Trade Corridor, from 365 Tollway at FM 493	IH-2	RMA-3	0921-02-142		Construct non-tolled 4 lane divided (at grade) highway (interim)	HCRMA	\$ 128,071,891	\$ 137,673,338	\$ 44,584,210	\$ 13,118,273	\$ 9,444,203	\$ 16,223,533	\$ 224,950,318	\$ 44,584,210														\$ 44.58	\$ 44.58			
E		CS	On Bridge St. Bike/Ped Development, from 10th St & Ramon Ayala	Bridge St & INTL Blvd.	BRDG-3	0921-02-496	1	Planning-Conceptual design and estimates	Hidalgo			\$ 503	\$ 96,556			\$ 101,736	\$ 101,736							\$ 0.09							\$ 0.01	\$ 0.10			
C		CS	At Donna Infr Bridge		HC-361	0921-02-394	1.2	Construction of roadway & commercial facilities for NB loaded/empty & SB loaded trucks	Donna	\$ 40,250,061	\$ 41,860,063	\$ -	\$ 2,017,023	\$ 1,811,204	\$ 913,676	\$ 47,795,714	\$ 41,860,063												\$ 8.90	\$ 32.96	\$ 41.86				
C,E,R		CS	On Russell Rd., from FM 2220 (Ware Rd)	Rooth Rd	HC-RU1	0921-02-362		Realignment - Widening from 2 to 4 lane urban roadway	PCT 4	\$ 2,500,000	\$ 2,600,000	\$ 350,000	\$ 58,800	\$ 212,500		\$ 3,221,300	\$ 3,221,300													\$ 3.22	\$ 3.22				
																	\$ 349,793,540					\$ 44,252,000													
																	STARR																		
C		CS	On International Dr. from Intersection of US 83/FM 755 S.	Starr-Camargo POE @ Bridge Rd.	ST-01	0921-26-113		New Location - Construct 2 lane roadway	Rio Grande City	\$ 4,000,000	\$ 4,160,000		\$ 208,328	\$ 252,545	\$ 251,600	\$ 4,995,769	\$ 4,160,000														\$ 4.16	\$ 4.16			
C		US 83	.31 Mi S of Placido Rd	.09 Mi N of Loma Blanca Rd	ST-02	0038-06-047		WIDEN FROM 2 LANE RURAL TO 4 LANE DIVIDED	TxDOT	\$ 25,194,693	\$ 27,210,268	\$ 1,843,821	\$ 1,312,193	\$ 1,590,699	\$ 1,584,746	\$ 34,318,331	\$ 27,210,268	\$ 1.01	\$ 13.10		\$ 13.10											\$ 27.21			
																	\$ 31,370,268																		
																	BROWNSVILLE																		
C,CE		CS	On East Loop, from I-69E	SH 4	BMPO-E4	0921-06-315	9.9	Construction of 4 to 6 lane roadway partially on new location	CCRMA	\$ 96,636,662	\$ 113,405,678	\$ 5,600,000	\$ 3,875,000	\$ 4,831,833	\$ 4,900,000	\$ 132,612,511	\$ 118,237,511						\$ 0.88							\$ 7.47	\$ 109.89	\$ 118.24			
C,CE		VA	Southmost Nature Trail, from La Posada Dr.	Alamada Dr./Monsees Rd	BMPO-ST2	0921-06-289	3.43	Construct 10' concrete bike and bike trail (Phase IV)	City of Brownsville	\$ 938,130	\$ 1,013,180	\$ -	\$ -	\$ 46,906	\$ 93,813	\$ 1,153,899	\$ 1,153,899						\$ 0.94							\$ 0.22	\$ 1.15				
E		VA	On PR 100, from Andy Bowie Park	Wind and Water Sport Park	State-TA	0921-06-353/354	1	PE & ENV for bicycle accommodations	TxDOT				\$ 223,770			\$ 256,674	\$ 256,674							\$ 0.25						\$ 0.01	\$ 0.26				
C		CS	On Bejarano-McFarland Galvan Trail Ext., from SH 100 & Roy St	Arturo Galvan Coastal Park Entrance	BMG-1	0921-06-351	6.6	Extend & Construct sidewalk, ADA ramps, and bus stop improvements	Port Isabel	\$ 544,125	\$ 544,125		\$ 88,500	\$ 60,879	\$ 724,978	\$ 724,978								\$ 0.54					\$ 0.18	\$ 0.72					
C	2020	CS	On West Rail Trail from Palm Blvd @ Former Rail Line	I-69E SB Frontage Road, W. of Old Alice Road	BMPO-ETB	0921-06-350	6.5	Purchase/Installation of Amenities (Multimodal Facility)	Brownsville	\$ 900,000	\$ 900,000	\$ -	\$ -	\$ -	\$ -	\$ 1,125,000	\$ 1,125,000							\$ 1.13						\$ 1.13					
																	\$ 121,498,062					\$ 1,820,000													
																	HARLINGEN/ SAN BENITO																		
C,E,R	2019	FM 509	FM 508	FM 1599	HSB-509	0921-06-254	2.3	New Location - Construct 2 lane Rural Roadway	CCRMA	\$ 7,000,000	\$ 7,560,000	\$ 2,000,000	\$ 686,000	\$ 686,000	\$ 124,949	\$ 11,056,949	\$ 11,056,949		\$ 7.28								\$ 0.69			\$ 3.09	\$ 11.06				
E		CS	On Outer Parkway, from IH 69E	FM 106/General Brand Rd	HSB-126	0921-06-283	21.5	New Location - Controlled Access 4 lane Toll Facility	CCRMA	\$ 120,000,000	\$ 134,400,000	\$ 5,000,000	\$ 2,800,000			\$ 142,200,000	\$ 2,800,000													\$ 2.80	\$ 2.80				
																	\$ 13,856,949																		
																	HIDALGO																		
C,E,R		CS	On Mile 1 East, from Bus 83	Mile 8 North	HC-269	0921-02-254	1	Reconstruct & widen to urban 2 lanes & shoulders	HC 1	\$ 6,000,000	\$ 6,480,000	\$ 502,000	\$ 778,050	\$ 878,000	\$ 588,485	\$ 9,787,859	\$ 7,860,000						\$ 7.38 (\$327,164 CRRSAA)							\$ 0.48	\$ 7.86				
C&CE	2020	CS	On Nolana Loop, from FM 1426	FM 907	HC-152a	0921-02-361	2.25	Widen from 2 to 4 Lane Divided	HC 2	\$ 16,007,263	\$ 17,287,844	\$ 2,000,000	\$ 230,275	\$ 1,920,871	\$ 1,074,017	\$ 23,039,328	\$ 19,208,715						\$ 17.47							\$ 1.73	\$ 19.20				
C		US 281	3.9 Mi. N. of SH 186	SH 186	HC-281	0255-06-069		Contract 4 Lanes with overpasses and two-2 lane frontage roads	TxDOT	\$ 61,000,000	\$ 65,880,000	\$ 5,265,959	\$ 3,285,210	\$ 3,613,731	\$ 6,045,100	\$ 83,208,349	\$ 65,880,000											\$ 65.88	\$ 65.88						
E		Ela - Getting Connected	City-Wide		ELGC-1	0921-02-495		Planning Studies for a city-wide Bike/Ped Trail System	Ela				\$ 46,920			\$ 69,000	\$ 69,000							\$ 0.06						\$ 0.06					
E,R		CS	On Chapin, from FM 1926 (23rd)	34th lane				Construct 4 lane roadway w/ curb & gutter	McAllen	\$ 5,215,000	\$ 5,215,000.00	\$ 644,000	\$ 195,500	\$ 625,000		\$ 6,679,500	\$ 1,464,500												\$ 1.46	\$ 1.46					
C		CS	(Freddy Gonz. Trail) Freddy Gonzalez Dr. & Clossner Blvd	Municipal Park on Raul Longoria Rd.	EDFG-1	0921-02-497	1.9	Construct 10 ft. wide concrete shared use path	Edinburg	\$ 911,863	\$ 911,863	\$ 875	\$ 118,637	\$ 12,150		\$ 1,092,099	\$ 1,092,099							\$ 0.87					\$ 0.22	\$ 1.09					
C,CE,R	2019	CS	On Mile 3 N. (Phase II), from FM 2221	Tom Gill Rd.	HC-286b	0921-02-332		New Location - 2 Lane Rural Roadway	HC 3	\$ 5,750,000	\$ 6,210,000	\$ 750,000	\$ 453,926	\$ 604,926	\$ 497,903	\$ 8,785,405	\$ 7,564,926						\$ 7.19						\$ 0.37	\$ 7.56					
C		CS	On Bentsen Rd., from FM 676 (Mile 5)	FM 1924 (Mile 3)	HC-900	0921-02-512		Widen from 2 to 4 lanes and continuous turn lane w/ curb & gutter	McAllen	\$ 9,504,000	\$ 10,264,320	\$ 1,100,000	\$ 275,000	\$ 825,000		\$ 12,464,320	\$ 10,264,320												\$ 6.20	\$ 10.26					
C		FM 676	SH 107 (Conway)	Taylor Rd	HC-117c	1064-01-027		Widen from 2 to 4 Lanes w/ Left Turn Lane	TxDOT	\$ 30,273,421	\$ 32,695,295	\$ 4,465,587	\$ 1,576,703	\$ 1,911,351	\$ 1,904,198	\$ 43,486,285	\$ 32,695,295		\$ 32.19							\$ 0.50				\$ 32.69					
C		US 281	0.273 mi S SH 186	0.023 mi N FM 490	HC-384	0255-07-140	7.089	Rural Expy Facility- Construct 4 lanes with overpasses & two - 2 lane frontage roads	TxDOT	\$ 135,256,832	\$ 146,077,379	\$ 5,265,959	\$ 7,239,311	\$ 11,272,641	\$ 12,484,206	\$ 186,623,986	\$ 146,077,379					\$ 144.82						\$ 1.25	\$ 146.07						
																	\$ 292,176,234					\$ 36,100,000													
																	BROWNSVILLE																		
C		Los Fresnos Hike and Bike Trail	Circles the City of Los Fresnos		BMPO-LF2	0921-06-334		Establish Hike and Bike Trail	City of Los Fresnos	\$ 3,269,268	\$ 3,661,580	\$ -	\$ 160,194	\$ 65,058	\$ 3,886,832	\$ 3,661,580							\$ 3.03							\$ 0.63	\$ 3.66				
PE		Henderson Rd.	FM 1847	FM 1575		0921-06-309		Widen from 2 to 4 lanes	CCRMA	\$ 6,733,807	\$ 7,300,000		\$ 785,000	\$ 552,500	\$ 455,000	\$ 9,547,500	\$ 785,000													\$ 0.79	\$ 0.79				
C,CE	2020	CS	On Morrison Rd., from FM 1847	Dana Rd	BMPO-M1	0921-06-291	1.3	Construct 4 lane urban roadway (Seg. 1)	CCRMA	\$ 7,106,667	\$ 7,959,467	\$ -	\$ 151,163	\$ 604,067	\$ 319,800	\$ 9,034,497	\$ 8,563,534													\$ 8.56	\$ 8.56				

FY 2020-2045 Metropolitan Transportation Plan (MTP) - Rio Grande Valley MPO

Project Phase	AFA Execution Year	Highway	From	To	MTP#	CS#	Project Length (mi)	Project Description	Project Sponsor	Current Construction Cost Estimate	Letting Year Construction dollars	ROW cost (12% 2011 const cost)	Preliminary Engineering (6.5% const cost)	CE Cost (\$2 M 7.5%-\$2-\$10 M 5%-\$10 M 4.5% of 2011 const cost)	Contingencies (\$2M 7%-\$2-\$25 M 6.5%-\$25-\$50 M 9%-\$50M 7% of 2011 const cost)	Total Project Cost	Year of Expenditure Dollars (YOE)	Cat 1	Cat 2	Cat 3 - TMF	Cat 4/5/6	Cat 7 Funding	Cat 8	Cat 9	CAT 10 CBI	CAT 10 Earmark	Cat 11	Rider 11	Cat 12	Other Funds (Local, Bond, etc)	TRENDS - Innovative Financing	TOTAL				
C		VA	Southmost NT Ph. III, from Southmost Blvd	Manzano St	BMPO-ST3	0921-06-360	0.79	Construct 10' concrete hike and bike trail	City of Brownsville	\$ 2,257,768	\$ 2,528,700			\$ 112,888	\$ 225,777	\$ 2,867,365	\$ 2,528,700					\$ 2.26								\$ 0.27	\$ 2.53					
C		US 281	0.5 Mi W of FM 1577	FM 1421	BMPO-D3	0220-04-049	3.2	Widen from 2 lanes to 4 lanes rural	TxDOT	\$ 12,500,000	\$ 14,000,000	\$ -	\$ 651,026	\$ 789,203	\$ 786,250	\$ 18,501,780	\$ 14,000,000	\$ 14.00													\$ 14.00					
																	\$ 29,538,814												\$ 5,290,000							
HARLINGEN/ SAN BENITO																																				
C,CE		CS	On S. Parallel Corridor, from FM 2520	FM 1577	HSB-110	0921-06-257	2.2	New Location - 2 lane Rural roadway from 2 to 4 lanes in a proposed 120 Foot ROW	Cameron County	\$ 9,000,000	\$ 10,080,000	\$ 1,200,000	\$ 1,200,000	\$ 765,000	\$ 405,000	\$ 13,650,000	\$ 10,845,000														\$ 10.85	\$ 10.85				
C		US 281	FM 732	.5 Mi. W. of FM 1577	HSB-081	0220-04-050	2.2	Widen from 2 to 4 Lane Rural	TxDOT	\$ 12,000,000	\$ 13,440,000	\$ -	\$ 624,985	\$ 757,635	\$ 754,800	\$ 16,689,309	\$ 13,440,000	\$ 13.44														\$ 13.44				
C		Bu 77X	SS 206	Commerce St	HSB-077	0327-08-098		Construct Raised Median	TxDOT	\$ 2,451,362	\$ 2,883,574	\$ -	\$ 120,201	\$ 110,879	\$ 1,716	\$ 3,187,509	\$ 2,883,574	\$ 2.88														\$ 2.88				
																	\$ 27,168,574																			
HIDALGO																																				
PE,R		CS	On Trenton Rd., from I-69 C	FM 907	HC-177a	0921-02-442	3.32	Widen and Reconstruct Roadway from 2 to 4 lanes divided urban	HC 4	\$ 20,105,344	\$ 22,517,985	\$ 715,000	\$ 985,162	\$ 1,708,954		\$ 25,927,101	\$ 1,700,162						\$ 0.72								\$ 0.98	\$ 1.70				
R	2020	CS	On Mile 10 N from Mile 6 (Westgate)	FM 1015	HC-264r	0921-02-360	3	Widen from 2 to 4 lanes	HC 1	\$ 13,427,988	\$ 20,875,865	\$ 3,200,000	\$ 1,240,022	\$ 2,300,000	\$ -	\$ 27,615,887	\$ 3,200,000						\$ 3.20								\$ 3.20					
C, CE		CS	On I Rd., from Dicker Rd.	Military Hwy (US 281)	HC-499	0921-02-499	2	Widen to a 2-lane divided roadway with continuous center turning lane and shoulders	Pharr	\$ 8,050,000	\$ 9,016,000	\$ -	\$ 349,033	\$ 578,500	\$ 280,546	\$ 10,430,650	\$ 9,594,500						\$ 8.62								\$ 0.97	\$ 9.59				
C,CE		CS	On International Bridge Trade Corridor, from 365 Tollway at FM 493	IH-2	RMA-3	0921-02-142		Construct non-tolled 4 lane divided (at grade) highway (interim)	HCRMA	\$ 128,071,891	\$ 137,673,338	\$ 44,584,210	\$ 13,118,273	\$ 9,444,203	\$ 16,223,533	\$ 224,950,318	\$ 147,117,541												17.57	\$ 129.55	\$ 147.12					
C,CE		CS	On Mile 6 W., from Mile 14 1/2	Mile 11 N	HC-148bbb	0921-02-447	3.5	Widen from 2 to 4 Lanes	HC 1	\$ 20,402,489	\$ 22,850,788	\$ 2,797,654	\$ 631,273	\$ 2,210,000	\$ 837,455	\$ 30,125,806	\$ 25,060,788						\$ 22.61								\$ 2.45	\$ 25.06				
C		FM 1925	Wallace Rd	10th St	HC-338	1803-01-094	3.5	Widen from 2 to 6 lanes with raised median	TxDOT	\$ 26,900,000	\$ 33,151,161	\$ 480,375	\$ 1,401,009	\$ 1,698,365	\$ 1,692,010	\$ 39,252,088	\$ 33,151,161	\$ 3.28	\$ 29.87														\$ 33.15			
C&CE		Freddy Gonzalez	SH 336 (10th St)	FM 2061 (McColl Rd)	HC-120	0921-02-440	1.13	Widen and Reconstruct Roadway (2 to 4 Lanes) Divided Urban	Edinburg	\$ 5,196,846	\$ 5,820,468	\$ 560,000	\$ 270,663	\$ 328,109	\$ 326,882	\$ 7,466,310	\$ 6,148,577						\$ 5.52								\$ 0.62	\$ 6.14				
C		Los Ebanos Rd.	I-2	FM 1016	HCLB-1	Pending	2.2	Construct 4-lane Urban Roadway	Mission/HC 3	\$ 14,654,418	\$ 16,412,948	\$ 1,255,000		\$ 1,611,986		\$ 19,279,934	\$ 16,412,948														\$ 16.41	\$ 16.41				
R	2019	CS	On Inspiration Rd/ Military Parkway Loop from IH-2	FM 1016	HC-341r	0921-02-395		Widen from 2 to 4 lane Divided	Hidalgo County	\$ 16,477,935	\$ 20,047,928	\$ 3,500,000	\$ 1,276,483	\$ 2,205,272	\$ -	\$ 27,029,683	\$ 3,500,000						\$ 3.50									\$ 3.50				
PE		FM 396-I-2 Ph. 2	FM 396	I-2	New Project			Construct 2 access controlled direct connectors at intersection	McAllen	\$ 40,945,050	\$ 45,858,456	\$ 5,000,000	\$ 844,491	\$ 2,533,475		\$ 54,236,422	\$ 844,491														\$ 0.84	\$ 0.84				
E,R		CS	On Kennedy Ave, from Taylor Rd	Bentsen Rd.	New Project			Construct & widen from 2 to 4 lanes w/ continuous turn lane, curb & gutter, w/ bike lanes	McAllen	\$ 4,100,000	\$ 4,592,000	\$ 630,000	\$ 164,000	\$ 492,000		\$ 5,878,000	\$ 1,286,000														\$ 1.29	\$ 1.29				
E,R		CS	On Freddy Gonzalez, from Ware Rd	26th St	New Project			Construct & widen from 2 to 4 lanes w/ continuous turn lane, curb & gutter	McAllen	\$ 7,253,500	\$ 8,123,920.00	\$ 967,750	\$ 290,140	\$ 870,420		\$ 10,252,230	\$ 2,128,310														\$ 2.13	\$ 2.13				
C		SH 68	US 83	FM 1925	HC-295c	3629-01-001	10	Construct new 4 lane divided rural highway facility	TxDOT	\$ 187,272,000	\$ 209,744,640	\$ 21,996,250	\$ 9,763,613	\$ 7,751,113	\$ 11,985,408	\$ 267,019,489	\$ 209,744,640											\$ 53.16	\$ 156.58		\$ 209.74					
R,C,E		CS	On Moore Rd. from Jackson Rd	Cage Blvd.	HC-379	0921-02-436	1.25	Widen to a 2-lane divided roadway with continuous center turning lane and shoulders	Pharr	\$ 6,084,000	\$ 6,814,080	\$ 605,000	\$ 335,286	\$ 486,720		\$ 8,241,086	\$ 7,905,800						\$ 6.08								\$ 1.82	\$ 7.90				
																	\$ 2,166,362,898												\$ 50,250,000							
FY 2027																																				
BROWNSVILLE																																				
C		VA	Vicinity of GSA Facility at Brownsville	Veterans Int'l Bridge at los Tomates	BMPO-LS17	0921-06-207		Construction of Border Safety Inspection Facility	TxDOT	\$ 16,230,240	\$ 16,230,240	\$ 4,458,725	\$ 813,335	\$ 730,341	\$ 368,426	\$ 23,082,428	\$ 17,528,659														\$ 6.70	\$ 10.83	\$ 17.53			
C, CE		VA	Southmost Nature Trail Ph. V., from International Blvd	Los Ebanos Blvd/Historic Battlefield TRAIL	BMPO-ST5	0921-06-361	5.33	Construct 10' concrete trail	City of Brownsville	\$ 3,772,102	\$ 4,224,754			\$ 188,605	\$ 377,210	\$ 4,790,569	\$ 4,790,569						\$ 3.77								\$ 1.02	\$ 4.79				
C		FM 3248	IH-69E	FM 1847	BMPO-AG1	2717-01-027	2.12	Widen from 4 lanes to 6 lanes with raised median.	TxDOT	\$ 16,074,882	\$ 18,003,868	\$ -	\$ 740,880	\$ 749,952	\$ 300,888	\$ 17,477,208	\$ 18,003,868		\$ 18.00													\$ 18.00				
																	\$ 40,323,096												\$ 3,770,000							
HARLINGEN/ SAN BENITO																																				
HIDALGO																																				
C		FM 1426 (Raul Longoria)	Nolana Loop	I-2	HC-345	1429-02-036	2	Widen from 4 lanes to 6 lanes with raised median	TxDOT/ HC 2	\$ 16,319,764	\$ 18,278,136	\$ -	\$ 849,968	\$ 1,030,369	\$ 1,026,513	\$ 19,729,656	\$ 18,278,169		\$ 18.28													\$ 18.28				
C & CE		Cesar Chavez	Bus 83	Ridge	HC-344	0921-02-399	1	Widen to 4 lanes	San Juan / Alamo / HC 1-2	\$ 6,193,200	\$ 6,936,384	\$ 1,000,000	\$ 249,994	\$ 655,000	\$ -	\$ 8,841,378	\$ 7,591,384						\$ 6.85								\$ 0.74	\$ 7.59				
C,CE	2019	Cesar Chavez Rd	Business 83	Nolana Loop	HC-326	0921-02-405	2.8	Divided Urban Section	San Juan / Alamo / HC 1-2	\$ 18,064,345	\$ 20,232,066	\$ 4,570,000	\$ 1,151,217	\$ 2,567,723	\$ -	\$ 28,521,006	\$ 22,799,789						\$ 21.35								\$ 1.45	\$ 22.80				
C,CE	2019	Inspiration Rd/ Military Pkwy Loop	IH-2	FM 1016	HC-341	0921-02-395		Widen to 4 Lane Divided	Mission / McAllen / Hidalgo	\$ 16,477,935	\$ 20,047,928	\$ 3,000,000	\$ 1,276,483	\$ 2,205,272	\$ -	\$ 27,624,057	\$ 22,253,200						\$ 22.25									\$ 22.25				
C		US 281	7.4 Mi. N. of SH 186	3.9 Mi. N. of SH 186		0255-06-073		Construct 4 lanes w/ overpasses and two 2-lane frontage roads	TXDOT	\$ 63,720,000	\$ 63,720,000	\$ 3,064,016	\$ 3,370,418	\$ 5,638,082	\$ 79,272,223	\$ 63,720,000														\$ 63.72	\$ 63.72					
C		US 281	4.4 Mi. S. of Hidalgo/Brooks CL	7.4 Mi. N. of SH 186		0255-06-074		Construct 4 Lanes with Overpasses and Two 2-Lane Frontage Roads	TXDOT	\$ 75,040,001	\$ 75,040,001	\$ 3,608,345	\$ 3,969,180	\$ 6,639,700	\$ 93,355,110	\$ 75,040,001				\$ 1.54										\$ 73.50	\$ 75.04					
C		US 281	Hidalgo/Brooks CL	4.4 Mi. S. of Hidalgo/Brooks CL		0255-06-075		Construct 4 Lanes with Overpasses and Two 2-Lane Frontage Roads	TXDOT	\$ 71,388,285	\$ 71,388,285	\$ 3,432,750	\$ 3,776,025	\$ 6,316,588	\$ 79,296,531	\$ 71,388,285				\$ 71.39												\$ 71.39				
C		FM 1015	Mile 12 N Rd	SH 107	HC-2	1228-03-041	4.5	Widen to 4 Lane Divided	TXDOT	\$ 32,200,000	\$ 36,064,000	\$ 1,677,044	\$ 2,032,988	\$ 2,025,380	\$ 38,927,948	\$ 36,064,000	\$ 0.96	\$ 35.08														\$ 36.04				
R,CE		FM 396-I-2 Ph. 2	FM 396	I-2	New Project			Construct 2 access controlled direct connectors at intersection	McAllen	\$ 40,945,050	\$ 45,858,456	\$ 5,000,000	\$ 844,491	\$ 2,533,475		\$ 54,236,422	\$ 7,533,475														\$ 7.53	\$ 7.53				
C		FM 3362	BUS 83 S	SH 495		3468-01-021			TXDOT	\$ 9,170,000	\$ 10,270,400	\$ 477,593	\$ 578,960	\$ 576,793	\$ 11,086,003	\$ 10,270,400		\$ 10.27														\$ 10.27				

FY 2020-2045 Metropolitan Transportation Plan (MTP) - Rio Grande Valley MPO

Project Phase	AFA Execution Year	Highway	From	To	MTP#	CSI #	Project Length (mi)	Project Description	Project Sponsor	Current Construction Cost Estimate	Letting Year Construction dollars	ROW cost (12% 2011 const cost)	Preliminary Engineering (6.5% 2011 const cost)	CE Cost (<\$2 M 7.5% \$2-\$10 M 5% >\$10 M 4.5% of 2011 const cost)	Contingencies (<\$2M 7% \$2-\$25 M 6.5% \$25-\$50 M 9% >\$50M 7% of 2011 const cost)	Total Project Cost	Year of Expenditure Dollars (YOE)	Cat 1	Cat 2	Cat 3 - TMF	Cat 4/5/6	Cat 7 Funding	Cat 8	Cat 9	CAT 10 CBI	CAT 10 Earmark	Cat 11	Rider 11	Cat 12	Other Funds (Local, Bond, etc)	TRENDS - Innovative Financing	TOTAL				
PE		SH 365 (Ultimate Construction Phase IV)	US 281 Military Highway	FM 1016 (Conway Rd)	RMA-1c	0921-02-477		Expansion from a 4-lane to 6-lane controlled access toll facility (constructing an additional 2-lanes)	HCRMA	\$ 75,371,557	\$ 84,416,144	\$ -	\$ 3,924,032	\$ 4,708,838	\$ 4,710,722	\$ 91,037,535	\$ 3,924,032														\$ 3.92	\$ 3.92				
																	\$ 74,463,341	\$ 18,940,000																		\$ 23,170,000
FY 2031																																				
BROWNSVILLE																																				
C		SH 48	SH 4	FM 511	BMPO-G2	0220-05-076	3.7	Proposed 6 lanes with raised median	TxDOT	\$ 28,043,000	\$ 31,408,160		\$ 1,460,538	\$ 1,770,530	\$ 1,763,905	\$ 33,902,373	\$ 31,408,160	\$ 31.41															\$ 31.41			
																	\$ 31,408,160																			
HIDALGO																																				
FY 2032																																				
BROWNSVILLE																																				
C		IH-69E Grade Separation	5 MI N of University Blvd	5 MI S of University Blvd	BMPO-UB1	0039-16-070		Construct a grade separation	TxDOT	\$ 11,000,000	\$ 12,320,000		\$ 588,750	\$ 916,767	\$ 1,015,300	\$ 13,869,261	\$ 12,320,000															\$ 12.32	\$ 12.32			
C		FM 1847	FM 510	FM 2925	BMPO-PL3	1801-02-020	13.4	Widen from 2 to 4 lanes	TxDOT	\$ 27,500,000	\$ 30,800,000		\$ 1,432,258	\$ 1,736,247	\$ 1,729,750	\$ 33,245,918	\$ 30,800,000															\$ 30.80	\$ 30.80			
C,CE	2020	Morrison Rd Seg. 2	Dana Rd.	FM 511	BMPO-M1-2	0921-06-362	3	Construct 4 lane urban roadway	CCRMA	\$ 20,336,000	\$ 20,336,000	\$ -	\$ 348,837	\$ 1,394,000	\$ 738,000	\$ 22,816,837	\$ 21,730,000						\$ 16.4								\$ 5.33	\$ 21.73				
C		Billy Mitchell Blvd FM 2519	SH 4	Jose Colunga Street	BMPO-BM3	0487-01-015	1.4	Construct raised median, sidewalks, pavement overlay.	TxDOT/Brownsville	\$ 1,500,000	\$ 1,680,000		\$ 74,037	\$ 94,888	\$ 10,950	\$ 1,903,692	\$ 1,500,000														\$ 1.50	\$ 1.50				
C		International Blvd	IH-69E	Washington St.	BMPO-IB3	1504-01-038	0.8	Install raised median	TxDOT/Brownsville	\$ 600,000	\$ 672,000	\$ -	\$ 29,615	\$ 37,955	\$ 4,380	\$ 761,476	\$ 600,000														\$ 0.60	\$ 0.60				
C,CE		Henderson Rd.	FM 1847	FM 1575		0921-06-309		Widen from 2 to 4 lanes	CCRMA	\$ 6,733,807	\$ 7,300,000		\$ 785,000	\$ 552,500	\$ 455,000	\$ 9,547,500	\$ 7,852,500														\$ 7.85	\$ 7.85				
C,CE		SP12nd Access	SH 100, across Laguna Madre	PR 100	BMPO-SP12	0921-06-163		Construct 4-lane Roadway with Elevated Bridge	CCRMA	\$ 400,000,000	\$ 448,000,000	\$ 5,600,000	\$ 15,000,000	\$ 18,000,000		\$ 486,600,000	\$ 466,000,000														\$ 466.00	\$ 466.00				
																	\$ 540,802,500	\$ 16,400,000																		
HARLINGEN/ SAN BENITO																																				
C,R		FM 1925	IH 69E	Cameron/Hidalgo County Line	HSB-124	0921-02-353	6.5	New Location 4 lane roadway	CCRMA	\$ 30,000,000	\$ 33,600,000	\$ 5,000,000				\$ 38,600,000	\$ 38,600,000														\$ 38.60	\$ 38.60				
C		Outer Parkway	IH 69E	FM 106-General Brant Rd	HSB-126	0921-06-283	21.5	New Location - Controlled Access 4 lane Toll Facility	CCRMA	\$ 120,000,000	\$ 134,400,000	\$ 5,000,000	\$ 2,800,000			\$ 156,600,000	\$ 139,400,000														\$ 139.40	\$ 139.40				
C		Loop 499	Business 77	SS 206	HSB-137	1137-02-038		Widen from 4 lanes to 6 lanes with Raised Median	TxDOT	\$ 12,566,684	\$ 14,048,162	\$ -	\$ 615,766	\$ 746,459	\$ 743,666	\$ 15,712,063	\$ 14,048,162														\$ 14.05	\$ 14.05				
C		Bus 77X	Arroyo Colorado Bridge	FM 510	HSB-122	0039-12-057	1.6	Widen from 4 lanes to 6 lanes with Raised Median	TxDOT	\$ 32,880,364	\$ 36,826,008	\$ -	\$ 1,712,478	\$ 2,075,943	\$ 2,068,175	\$ 43,696,112	\$ 36,826,008														36.83	36.83				
																	\$ 228,874,170																			
HIDALGO																																				
C		SH 107 (Conway)	FM 676	FM 681/ FM 2993.	HC-343	0528-01-112	2	Widen from 4 lanes to 6 lanes divided urban	TxDOT/ HC 3	\$ 15,913,044	\$ 20,440,000	\$ -	\$ 828,785	\$ 1,004,690	\$ 1,000,930	\$ 21,147,520	\$ 20,440,000														\$ 20.44	\$ 20.44				
C		SH 364 (La Homa)	FM 2221	FM 676	HC-182ab	2966-01-014	2	Widen from 2 lanes to 5 lane curb and gutter	TxDOT	\$ 5,500,000	\$ 6,160,000		\$ 286,452	\$ 347,249	\$ 345,950	\$ 7,309,184	\$ 6,160,000														\$ 6.16	\$ 6.16				
C		Airport Drive (Weslaco)	Bus 83	US 83	HC-85	0921-02-451	0.9	Widen to 4 Lane	Weslaco	\$ 2,011,500	\$ 2,252,880	\$ 241,380	\$ 110,391	\$ 112,644	\$ 146,437	\$ 3,003,411	\$ 2,252,880														\$ 2.25	\$ 2.25				
C		Sugar Rd	SH 107	Schunior Ave	HC-171	0921-02-467	0.5	Widen to 4 Lane	Edinburg	\$ 1,117,500	\$ 1,251,600	\$ 223,286	\$ 61,328	\$ 93,870	\$ 87,612	\$ 1,795,296	\$ 1,251,600														\$ 1.25	\$ 1.25				
C		SH 107	FM 681	FM 2220	HC-349	0528-01-116	5.75	Widen to 6 lane with raised median	HC 3	\$37,991,807	\$42,550,823	\$0	\$1,978,693	\$2,398,661	\$2,389,684	\$50,488,925	\$42,550,823														\$ 42.55	\$ 42.55				
C		FM 2062 (Bentzen Palm)	US 83 S	Bus 83	HC-18	0921-02-455	0.85	Widen to 4 Lane Divided	Mission	\$ 1,899,750	\$ 2,127,720	\$ 227,970	\$ 104,258	\$ 106,386	\$ 138,302	\$ 2,836,555	\$ 2,127,720														\$ 2.13	\$ 2.13				
C		SP 115 (S 23rd St)	US 83	FM 1016 (Military Hwy)	HC-51a	1804-01-057	2.9	Widen to 6 Lane Divided Urban	McAllen/Hidalgo/ HC 2	\$ 13,461,538	\$ 15,076,923	\$ 1,615,385	\$ 738,769	\$ 678,462	\$ 980,000	\$ 20,024,307	\$ 15,076,923														\$ 15.08	\$ 15.08				
C		FM 1925	3rd Street	FM 493 (La Blanca)	HC-12b	1803-02-901	2.1	Widen to 4 Lane Divided	HC 4	\$ 6,395,566	\$ 7,163,034	\$ -	\$ 350,989	\$ 358,152	\$ 465,597	\$ 8,781,880	\$ 7,163,034														\$ 7.16	\$ 7.16				
C		FM 493 (La Blanca)	Mile 14 N Rd	Mile 10 N Rd	HC-34a	0863-01-048	4	Widen to 4 Lane Divided	HC 1-4	\$ 30,000,000	\$ 33,600,000	\$ 1,562,463	\$ 1,894,088		\$39,868,274	\$ 33,600,000														\$ 33.60	\$ 33.60					
C		Sioux Rd	1 Rd	FM 1426 (Raul Longoria)	HC-167	0921-02-464	0.8	Widen to 4 Lane	San Juan	\$ 1,788,000	\$ 2,002,560	\$ 214,560	\$ 98,125	\$ 100,128	\$ 130,166	\$ 2,669,699	\$ 2,002,560														\$ 2.00	\$ 2.00				
C		Paso del Norte	Bus 83	2nd St	HC-242	0921-02-476	0.3	Widen to 4 Lane Divided	Weslaco	\$ 670,500	\$ 750,960	\$ 80,460	\$ 36,797	\$ 56,322	\$ 52,567	\$ 1,023,666	\$ 750,960														\$ 0.75	\$ 0.75				
C		Schunior Ave	Sugar Rd	4th St	HC-166	0921-02-463	0.52	Widen to 4 Lane	Edinburg	\$ 1,162,200	\$ 1,301,664	\$ 190,866	\$ 63,782	\$ 97,625	\$ 91,116	\$ 1,825,756	\$ 1,301,664														\$ 1.30	\$ 1.30				
C		Jackson Ave	S Bicentennial Ave	S 2nd St	HC-130	0921-02-457	0.85	Widen to 4 Lane	McAllen	\$ 1,899,750	\$ 2,355,690	\$ 227,970	\$ 115,429	\$ 117,785	\$ 153,120	\$ 6,232,092	\$ 2,355,690														\$ 2.36	\$ 2.36				
C		FM 676 (Mile 5 N)	FM 492 (Doffing)	SH 364 (La Homa Rd)	HC-117a	1064-01-044	1.5	Widen to 4 Lane Rev TIP 05/06 Revised Estimate	HC 3	\$ 3,352,500	\$ 3,754,800	\$ 450,576	\$ 183,985	\$ 187,740	\$ 244,062	\$ 5,053,961	\$ 3,754,800														\$ 3.75	\$ 3.75				
C		Westgate	Business 83	Mile 5 N	HC-321	0921-02-469	2.5	Widen to 4 lane divided	Weslaco	\$ 12,507,079	\$ 14,007,928	\$ 1,500,849	\$ 686,388	\$ 630,357	\$ 910,515	\$ 18,604,530	\$ 14,007,928														\$ 14.01	\$ 14.01				
C		Mile 6 N (18th St)	FM 88	Mile 2 W	HC-146	0921-02-459	3.2	Widen to 4 Lane	Weslaco/ Mercedes/HC 1	\$ 7,152,000	\$ 8,010,240	\$ 858,240	\$ 392,502	\$ 400,512	\$ 520,666	\$ 10,678,794	\$ 8,010,240														\$ 8.01	\$ 8.01				
C,CE		Coyote Rd Overpass	8 Mi. E of FM 2221					Construct 4-lane Overpass	HC 3	\$ 11,000,000	\$ 12,320,000	\$ 1,100,000	\$ 1,100,000		\$ 14,520,000	\$ 13,420,000														\$ 13.42	\$ 13.42					
C		FM 396-1-2 Ph. 1	FM 396	I-2				Construct 2 access controlled direct connectors at intersection	McAllen	\$ 35,000,000	\$ 39,200,000	\$ 5,000,000	\$ 721,875	\$ 2,533,475		\$ 47,455,350	\$ 39,200,000														\$ 39.20	\$ 39.20				
C		FM 396-1-2 Ph. 2	FM 396	I-2				Construct 2 access controlled direct connectors at intersection	McAllen	\$ 40,945,050	\$ 45,858,456	\$ 5,000,000	\$ 844,491	\$ 2,533,475		\$ 54,236,422	\$ 45,858,456														\$ 45.86	\$ 45.86				
C		FM 494	FM 676 (Mile 5)	FM 1924 (Mile 3)	HC-292b	0864-01-069	2	Widen to 4 lane	TxDOT/ HC 3	\$ 14,190,156	\$ 15,892,974	\$ 7,687,115	\$ 739,053	\$ 895,913	\$ 892,561	\$ 29,546,552	\$ 12,560,000														\$ 12.56	\$ 12.56				
C		SH 107	West Levee	FM 1425		0342-02-052		Reconstruct and Widen to 4 lane rural	TxDOT	\$ 50,032,508	\$ 50,032,508	\$ -	\$ 2,605,798	\$ 3,158,865	\$ 3,147,045	\$ 60,486,423	\$ 45,498,132														\$ 45.50	\$ 45.50				
C,CE		SH 365 (Ultimate Construction Phase IV)	US 281 Military Highway	FM 1016 (Conway Rd)	RMA-1c	0921-02-477		Expansion from a 4-lane to 6-lane controlled access toll facility (constructing an additional 2-lanes)	HCRMA	\$ 75,371,557	\$ 84,416,144	\$ -	\$ 3,841,693	\$ 4,899,151	\$ -	\$ 94,287,561	\$ 90,445,868														\$ 90.45	\$ 90.45				
R,E,C		Moore Rd East	Cage Blvd	1 Rd	HC-380	0921-02-437	1.25	Widen to a 2-lane divided roadway with continuous center turning lane and shoulders	Pharr	\$ 6,744,537	\$ 8,777,781	\$ 605,000	\$ 330,482	\$ 597,125		\$ 10,310,388	\$ 7,946,662					\$ 7.95														

FY 2020-2045 Metropolitan Transportation Plan (MTP) - Rio Grande Valley MPO

Project Phase	AFA Execution Year	Highway	From	To	MTP#	CSI #	Project Length (mi)	Project Description	Project Sponsor	Current Construction Cost Estimate	Letting Year Construction dollars	ROW cost (12% 2011 const cost)	Preliminary Engineering (6.5% const cost)	CE Cost (<\$2 M 7.5%, \$2-\$10 M 8%, >\$10 M 4.5% of 2011 const cost)	Contingencies (<\$2M 7%, \$2-\$25 M 6.5%, \$25-\$50 M 9%, >\$50M 7% of 2011 const cost)	Total Project Cost	Year of Expenditure Dollars (YOE)	Cat 1	Cat 2	Cat 3 - TMF	Cat 4/5/6	Cat 7 Funding	Cat 8	Cat 9	CAT 10 CBI	CAT 10 Earmark	Cat 11	Rider 11	Cat 12	Other Funds (Local, Bond, etc)	TRENDS - Innovative Financing	TOTAL
C,CE		Las Milpas Rd West	Jackson Rd	Cage Blvd	HC-377	0921-02-434	1.25	Widen to 4 lane curb and gutter rd	Pharr	\$ 5,625,000	\$ 6,300,000	\$ 792,000	\$ 275,625	\$ 618,750	\$ -	\$ 7,986,375	\$ 6,243,750					\$ 6.24										\$ 6.24
C		SH 336 (10th st)	Trenton Rd	SH 107	HC-249b	0621-01-112	2.8	Widen to 6 Lanes	Edinburg / McAllen	\$ 7,290,000	\$ 8,164,800	\$ 874,800	\$ 400,075	\$ 408,240	\$ 530,712	\$ 10,884,845	\$ 8,164,800														\$ 8.16	\$ 8.16
C		FM 3461 (Nolana)	FM 2061 (McCull Rd)	US 281	HC-113	1802-02-014	1.746	Widen to 6 Lanes	McAllen / Pharr	\$ 7,250,000	\$ 8,120,000	\$ 870,000	\$ 397,880	\$ 406,000	\$ 527,800	\$ 10,825,120	\$ 8,120,000														\$ 8.12	\$ 8.12
C		SH 495	2nd St (McAllen)	US 281	HC-62a	0865-01-115	3.9	Widen to 6 lane divided	McAllen / Pharr	\$ 9,535,500	\$ 10,679,760	\$ 1,144,260	\$ 523,308	\$ 480,589	\$ 694,184	\$ 14,184,247	\$ 10,679,760														\$ 10.68	\$ 10.68
C		FM 493 (La Blanca)	SH 107	Mile 14 N Rd	HC-34b	0863-01-051	2.3	Widen to 4 Lane Divided	HC 1-4	\$ 6,670,000	\$ 7,470,400	\$ 800,400	\$ 366,050	\$ 373,520	\$ 485,576	\$ 9,959,110	\$ 7,470,400														\$ 7.47	\$ 7.47
C,R		SH 68 - Phase II	FM 1925	IH 69C / US 281	HC-327	3629-01-002	12.38	Divided Rural Highway	TxDOT	\$ 81,819,137	\$ 91,637,433	\$ 38,636,495	\$ 4,265,723	\$ 3,386,461	\$ 5,236,425	\$ 97,232,357	\$ 130,273,928													\$ 130.27	\$ 130.27	
C		SH 68 - Phase III	IH 2 / US 83	IH 69C / US 281	HC-328	3629-01-003	20	Main Lanes with Overpasses	TxDOT	\$ 319,032,483	\$ 357,316,381	\$ -	\$ 16,633,078	\$ 13,204,627	\$ 20,418,079	\$ 379,132,333	\$ 357,316,381													\$ 357.32	\$ 357.32	
C,E		SH 365 (Phase III)	FM 396 (Anzalduas Highway)	FM 1016 (Conway Rd)	RMA-1b	3627-01-002		Toll improvement being a 4 lane controlled access facility	HCRMA	\$ 37,620,524	\$ 42,134,987	\$ 5,406,143	\$ 3,215,286	\$ 1,380,765	\$ -	\$ 52,907,943	\$ 43,515,752													\$ 43.52	\$ 43.52	
C,CE		Las Milpas Rd East	Cage Blvd	I Rd	HC-378	0921-02-435	1.25	Widen to 4 lane curb and gutter rd	Pharr	\$ 7,020,000	\$ 7,862,400	\$ 455,000	\$ 330,482	\$ 597,125	\$ -	\$ 9,245,007	\$ 8,459,525					\$ 8.46									\$ 8.46	
C & CE		FM 1423	Minnesota Rd	IH-2		1427-01-037		Widen and reconstruct roadway (2 to 6 lanes) divided urban	TxDOT	\$ 48,665,792	\$ 54,505,687	\$ -	\$ 2,534,617	\$ 3,072,576	\$ 3,061,078	\$ 58,834,142	\$ 54,505,687												\$ 54.51	\$ 54.51		
																	\$ 1,052,485,923															

FY 2033		FY 2033		FY 2033		FY 2033		FY 2033		FY 2033		FY 2033		FY 2033		FY 2033		FY 2033		FY 2033		FY 2033		FY 2033		FY 2033		FY 2033		FY 2033		FY 2033	
BROWNSVILLE																																	
HARLINGEN/ SAN BENITO																																	
HIDALGO																																	

FY 2034 - FY 2041		FY 2034 - FY 2041		FY 2034 - FY 2041		FY 2034 - FY 2041		FY 2034 - FY 2041		FY 2034 - FY 2041		FY 2034 - FY 2041		FY 2034 - FY 2041		FY 2034 - FY 2041		FY 2034 - FY 2041		FY 2034 - FY 2041		FY 2034 - FY 2041		FY 2034 - FY 2041		FY 2034 - FY 2041		FY 2034 - FY 2041		FY 2034 - FY 2041		
BROWNSVILLE																																
C,E		Coffee Port Road	FM 802	N. Central Ave.	BMPO-CP4	0921-06-329	4	Road Reconstruction and add shoulders	City of Brownsville	\$ 10,560,000	\$ 11,827,200	\$ -	\$ 517,440	\$ 523,776	\$ 210,144	\$ 13,078,560	\$ 12,350,976					\$ 10.56									\$ 1.79	\$ 12.35
C		San Roman Rd.	FM 2480	SH 100	BMPO-SR3	0921-06-335	3	Full road reconstruction	CCMRA	\$ 2,472,216	\$ 2,768,882	\$ 271,944	\$ 121,139	\$ 122,622	\$ 49,197	\$ 3,333,784	\$ 2,768,882					\$ 2.47								\$ 0.30	\$ 2.77	
C		Old Port Isabel Rd	Morrison Road	240' NE of Randy Lee Rd.	BMPO-OP4	0921-06-332	1.4	Full road reconstruction	CCRMA	\$ 3,300,000	\$ 3,696,000	\$ 396,000	\$ 161,700	\$ 163,680	\$ 65,670	\$ 4,483,050	\$ 3,696,000					\$ 3.30								\$ 0.40	\$ 3.70	
C		14th Street	Security Dr.	Tyler Street	BMPO-CB3	0921-06-328	1.62	Reconstruction of Roadway	City of Brownsville	\$ 3,888,000	\$ 4,354,560	\$ -	\$ 190,512	\$ 192,845	\$ 77,371	\$ 4,815,288	\$ 4,354,560					\$ 3.89								\$ 0.46	\$ 4.35	
C		SH 48	1/4 mile East of FM 511	1/4 mile East of entrance to the Fishing Harbor	BMPO-SH5	0220-07-065		Construct 2 lane frontage road and ramps (East bound)	TxDOT	\$ 9,500,000	\$ 10,640,000	\$ -	\$ 508,466	\$ 791,754	\$ 876,850	\$ 13,117,998	\$ 10,640,000													\$ 10.64	\$ 10.64	
C		SH 48	1/4 mile East of entrance to the Fishing Harbor	FM 511/SH 48 overpass	BMPO-SH6	0220-07-066		Construct 2 lane frontage road and ramps (West bound)	TxDOT	\$ 9,900,000	\$ 11,088,000	\$ -	\$ 529,874	\$ 825,091	\$ 913,770	\$ 13,670,335	\$ 11,088,000													\$ 11.09	\$ 11.09	
C		FM 3248 Extension to Flor the Mayo Intl Bridge	US 281	Flor de Mayo Btdge	BMPO-AG4	0921-06-331		Construct 4 divided highway to the Flor de Mayo Intl. Bridge	CCRMA	\$ 10,880,000	\$12,185,600	\$ -	\$ 545,222	\$ 489,587	\$ 246,976	\$ 13,790,067	\$ 12,185,600													\$ 12.19	\$ 12.19	
																	\$ 57,084,018															

HARLINGEN/SAN BENITO																																
\$ -																																

HIDALGO																																
C		Sioux Rd	On Sioux Rd from N I RD	Cesar Chavez Rd	HC-306	0921-02-464	2.1	Divided Urban Section	San Juan	\$ 12,600,000	\$ 14,112,000	\$ 3,000,000	\$ 691,488	\$ 635,040	\$ 917,280	\$ 20,230,752	\$ 14,112,000													\$ 14.11	\$ 14.11	
C		East Eldora Rd (Segment II)	FM 907 (Alamo Rd)	I Rd	HC-323	0921-02-454	2.6	Divided Urban Section	San Juan / HC 2	\$ 5,400,000	\$ 6,048,000	\$ 1,300,000	\$ 296,352	\$ 492,273	\$ 393,120	\$ 8,904,721	\$ 6,048,000													\$ 6.05	\$ 6.05	
C		FM 88	SH 107	0.2mi N of FM 1925	HC-39cb	0698-02-043	1.65	Widen to 4 Lane Divided	Eka/ HC 1	\$ 8,147,277	\$ 9,124,950	\$ -	\$ 193,275	\$ 719,229	\$ -	\$ 10,037,454	\$ 9,124,950												\$ 9.12	\$ 9.12		
C,R,E		Minnesota Rd West	Jackson Rd	IH-69C	HC-381	0921-02-438	1.25	Widen to 2 lane curb and gutter road with shoulders and left turn lane	Pharr	\$ 7,792,544	\$ 8,727,649	\$ -	\$ 405,852	\$ 491,992	\$ 490,151	\$ 10,355,843	\$ 7,792,544					\$ 7.79								\$ 7.79	\$ 7.79	
C,R,E		Minnesota Rd East	IH-69C	I Rd	HC-382	0921-02-439	1.25	Widen to 3 lane curb and gutter road with shoulders and left turn lane	Pharr	\$ 7,792,544	\$ 8,727,649	\$ -	\$ 405,852	\$ 491,992	\$ 490,151	\$ 10,355,843	\$ 7,792,544					\$ 7.79								\$ 7.79	\$ 7.79	
C		Alberta Rd	McCull Rd	US 281	HC-87	0921-02-452	2.07	Widen to 4 Lane	Edinburg	\$ 4,626,450	\$ 5,181,624	\$ 759,794	\$ 253,900	\$ 259,081	\$ 336,806	\$ 7,112,465	\$ 5,181,624													\$ 5.18	\$ 5.18	
C		Abram Rd	Bus 83	US Expressway 83	HC-84a	0921-02-450	1	4 Lane Divided Urban Section	Palmviev / HC 3	\$ 4,500,000	\$ 5,040,000	\$ 1,060,000	\$ 246,960	\$ 252,000	\$ 327,600	\$ 7,239,040	\$ 5,040,000													\$ 5.04	\$ 5.04	
C		FM 3072 (Dicker Rd)	S Cage Blvd	FM 907 (Alamo Rd)	HC-26	3098-01-018	4	Widen to 4 Lane Divided	San Juan / Pharr	\$ 8,940,000	\$ 10,012,800	\$ 1,072,800	\$ 490,627	\$ 450,576	\$ 650,832	\$ 13,298,429	\$ 10,012,800													\$ 10.01	\$ 10.01	
C		FM 1015	SH 107	FM 1925	HC-3	1228-02-031	1.5	Widen to 4 Lane Divided	Edcouch / HC 1	\$ 3,116,500	\$ 3,490,480	\$ 373,980	\$ 152,709	\$ 155,825	\$ 202,573	\$ 4,568,789	\$ 3,490,480													\$ 3.49	\$ 3.49	
C		International Bridge Trade Corridor (BTC) - Phase II ultimate	365 Tollway at FM 493	IH-2	RMA-3	0921-02-202		6 lane non-tolled controlled access facility with 4 lane access roads	HCRMA	\$ 158,805,648	\$ 177,862,326	\$ 35,688,406	\$ 9,654,264	\$ -	\$ -	\$ 223,204,996	\$ 177,862,326													\$ 177.86	\$ 177.86	
																	\$ 246,457,248															

UTP Years 2023-2032 Totals:		\$ 7.51	\$ 482.87	\$ 218.15	\$ 412.64	\$ 10.11	\$ 10.17	\$ 3.88	\$ 68.34	\$ 36.32	\$ 408.77
-----------------------------	--	---------	-----------	-----------	-----------	----------	----------	---------	----------	----------	-----------

UNFUNDED PROJECTS		UNFUNDED PROJECTS		UNFUNDED PROJECTS		UNFUNDED PROJECTS		UNFUNDED PROJECTS		UNFUNDED PROJECTS		UNFUNDED PROJECTS		UNFUNDED PROJECTS		UNFUNDED PROJECTS		UNFUNDED PROJECTS		UNFUNDED PROJECTS		UNFUNDED PROJECTS		UNFUNDED PROJECTS		UNFUNDED PROJECTS		UNFUNDED PROJECTS		UNFUNDED PROJECTS			
BROWNSVILLE																																	
		SH 48			BMPO-SH9			Build a SH 48 overpass (with ramps) at the entrance to the Next Decade LNG facility.	TxDOT	\$ 15,000,000	\$ -	\$ -	\$ 735,000	\$ 744,000	\$ 298,500	\$ 16,777,500	\$ -																
		SH 550 Connector	IH-69E	IH-169E	BMPO-SH1			Construct direct connector	CCRMA	\$ 40,000,000	\$ 3,000,000	\$ 1,960,000	\$ 1,984,000	\$ 796,000	\$ 47,740,000	\$ -																	
		Flor de Mayo Bridge	FM 3248	US 281	BMPO-FM1			Construct International Bridge	CCRMA	\$ 20,000,000	\$ -	\$ 980,000	\$ 992,000	\$ 398,000	\$ 22,370,000	\$ -																	

FY 2020-2045 Metropolitan Transportation Plan (MTP) - Rio Grande Valley MPO

Project Phase	AFA Execution Year	Highway	From	To	MTP#	CSF #	Project Length (mi)	Project Description	Project Sponsor	Current Construction Cost Estimate	Letting Year Construction dollars	ROW cost (12% 2011 const cost)	Preliminary Engineering (6.5% of const cost)	CE Cost (<\$2 M <5% >\$10 M 4.5% of 2011 const cost)	Contingencies (<\$2M 7%, \$2-\$25 M 6.5%, \$25-\$50 M 9%, >\$50M 7% of 2011 const cost)	Total Project Cost	Year of Expenditure Dollars (VOE)	Cat 1	Cat 2	Cat 3 - TMF	Cat 4/5/6	Cat 7 Funding	Cat 8	Cat 9	CAT 10 CB	CAT 10 Earmark	Cat 11	Rider 11	Cat 12	Other Funds (Local, Bond, etc)	TRENDS - Innovative Financing	TOTAL					
		Old Port Isabel Rd	SH 550	SH 100	BMPO-OP5		7.3	Construct two lane rural	CCRMA	\$ 20,000,000		\$ 500,000	\$ 980,000	\$ 992,000	\$ 398,000	\$ 22,870,000																					
		N. Vermillion Ave.	SH 4	FM 802	BMPO-NV1		1.5	Reconstruct roadway and add shoulders	Cameron County	\$ 5,625,000		\$ 600,000	\$ 275,625	\$ 279,000	\$ 111,938	\$ 6,891,563																					
		IH-69E	13th Street	14th Street	BMPO-PR3			Construct a Park and Ride facility under IH-69E	City of Brownsville	\$ 3,000,000			\$ 147,000	\$ 148,800	\$ 59,700	\$ 3,355,500																					
		FM 3248	On FM 3248 .2 miles west of IH-69E		BMPO-TS2			Construct a North-West side transit transfer station	City of Brownsville	\$ 1,250,000		\$ 250,000	\$ 61,250	\$ 62,000	\$ 24,875	\$ 1,648,125																					
		Palo Alto Hike and Bike Trail	Palo Alto Battlefield National Historical Park	Eco Tourism at Laguna Vista	BMPO-PA3		15	Construct Hike and Bike trail	CCRMA	\$ 8,000,000			\$ 392,000	\$ 396,800	\$ 159,200	\$ 8,948,000																					
		West Blvd.	US 281/ Boca Chica Blvd	IH-69E SB Frontage Road, W. of Old Alice Rd.	BMPO-WR2		7	Construct Multimodal Facility	CCRMA	\$ 12,000,000			\$ 588,000	\$ 595,200	\$ 238,800	\$ 13,422,000																					
		ITS changeable message signs	IH-69E various locations		BMPO-TT6		15	Install ITS changeable message signs	TxDOT	\$ 1,500,000			\$ 73,500	\$ 74,400	\$ 29,850	\$ 1,677,750																					
HIDALGO																																					
		Pharr Intl Bridge	At Pharr/Reynosa Intl bridge		HC-231c	0921-02-255		Improvements (cold storage) at Pharr/Reynosa Intl bridge	County	\$ 352,000		\$ 42,240	\$ 17,248	\$ 26,400	\$ 24,640	\$ 484,352																		\$			
C,CE		Los Ebanos Rd.	I-2	FM 1016 (Military HWY)	New Project		2.2	Construct 4 lane urban roadway	Mission	\$ 14,654,418	\$ 14,654,418	\$ 1,255,000		\$ 1,611,986		\$ 17,521,404																					
R		Holland Rd.	SH 495	2 Mile Line	New Project		1	Construct 4 lane urban roadway	Mission	\$ 6,661,099	\$ 6,661,099	\$ 620,400		\$ 732,721		\$ 8,014,220																					
C,CE		Glasscock Rd.	FM 1016 (Military HWY)	FM 494	New Project		1.44	Construct 4 lane urban roadway	Mission	\$ 9,591,983	\$ 9,591,983	\$ 1,400,000		\$ 1,055,118		\$ 12,047,101																					
C,CE		Los Ebanos Rd.	SH 495	Mile 2 Rd.	New Project		1	Construct 4 lane urban roadway	Mission	\$ 6,661,099	\$ 6,661,099	\$ 816,000		\$ 732,721		\$ 8,209,820																					
CE		Trinity Rd.	FM 1016 (Military HWY)	Bryan Rd.	New Project			Pending	Mission	\$ 6,034,580	\$ 6,034,580			\$ 724,150		\$ 6,758,730																					
C		Freddy Gonzalez	Shary Rd	Ware Rd	New Project			Construct & widen from 2 to 4 lanes w/ continuous turn lane, curb & gutter	McAllen	\$ 4,900,000	\$ 4,900,000	\$ 1,800,000	\$ 196,000	\$ 588,000		\$ 7,484,000																					
C		Freddy Gonzalez	Ware Rd	26th St	New Project			Construct & widen from 2 to 4 lanes w/ continuous turn lane, curb & gutter	McAllen	\$ 7,253,500	\$ 7,253,500	\$ 967,750	\$ 290,140	\$ 870,420		\$ 9,381,810																					
C		Kennedy Ave	Taylor Rd	Bentzen Rd.	New Project			Construct & widen from 2 to 4 lanes w/ continuous turn lane, curb & gutter, w/ bike	McAllen	\$ 4,100,000	\$ 4,100,000	\$ 630,000	\$ 164,000	\$ 492,000		\$ 5,386,000																					
C		Chapin	FM 1926 (23rd)	34th lane	New Project			Construct 4 lane roadway w/ curb & gutter	McAllen	\$ 5,215,000	\$ 5,215,000	\$ 644,000	\$ 195,500	\$ 625,000		\$ 6,679,500																					
C		Freddy Gonzalez	26th St	10th St	New Project			Construct & widen from 2 to 4 lanes w/ cont. turn ln, curb & gutter	McAllen	\$ 6,521,750	\$ 6,521,750	\$ 1,201,375	\$ 260,870	\$ 782,610		\$ 8,766,605																					
C		McColl Rd	Yuma Ave	Orange Dr	New Project			Widen to 4 lane roadway w/ continuous turn lane & sidewalks	McAllen	\$ 4,320,000	\$ 4,320,000	\$ 1,080,000	\$ 172,800	\$ 518,400		\$ 6,091,200																					
C		Auburn Ave	33rd St	23rd St	New Project			Construct 4 lane roadway w/ curb & gutter	McAllen	\$ 3,075,000	\$ 3,075,000	\$ 615,000	\$ 123,000	\$ 369,000		\$ 4,182,000																					
R		Glasscock Rd.	FM 1016 (Military HWY)	FM 494	New Project		1.44	Construct 4 lane urban roadway	Mission	\$ 9,591,983	\$ 9,591,983	\$ 1,400,000		\$ 1,055,118		\$ 12,047,101																					
CE		Trinity Rd.	FM 1016 (Military HWY)	Bryan Rd.	New Project			Pending	Mission	\$ 6,034,580	\$ 6,034,580			\$ 724,150		\$ 6,758,730																					
R		Los Ebanos Rd.	I-2	FM 1016 (Military HWY)	New Project		2.2	Construct 4 lane urban roadway	Mission	\$ 14,654,418	\$ 14,654,418	\$ 1,255,000		\$ 1,611,986		\$ 17,521,404																					
R		Holland Rd.	SH 495	2 Mile Line	New Project		1	Construct 4 lane urban roadway	Mission	\$ 6,661,099	\$ 6,661,099	\$ 620,400		\$ 732,721		\$ 8,014,220																					
R		Los Ebanos Rd.	SH 495	Mile 2 Rd.	New Project		1	Construct 4 lane urban roadway	Mission	\$ 6,661,099	\$ 6,661,099	\$ 816,000		\$ 732,721		\$ 8,209,820																					
C		Mission/Madero-Reynosa Intl. Border Crossing	Mission/Madero	Reynosa	New Project				Mission	\$ 95,000,000	\$ 95,000,000	\$ 3,000,000	\$ 11,000,000	\$ 5,000,000	\$ 114,000,000																						
C		Canton Rd.	US 281 (IH-69C)	Cesar Chavez Rd	New Project			Construct 4-lane Urban Divided Highway	HC Pet 4	\$ 14,000,000	\$ 15,120,000	\$ 3,000,000	\$ 1,580,000	\$ 700,000	\$ 910,000	\$ 21,310,000																					
		Trenton Rd	SH 336 (10th St)	FM 2061 (McColl Rd)	HC-252		0.5	Widen 6 lanes divided with landscaped median	Edinburg/McAllen	\$ 1,222,500		\$ 146,700	\$ 59,903	\$ 91,688	\$ 85,575	\$ 1,682,160																			\$		
		FM 907 (Alamo Rd)	SH 107	Nolana	HC-40	1586-01-075	4.7	Proposed 4 Lanes curb and gutter	County 2-4	\$ 24,000,000		\$ 2,880,000	\$ 1,176,000	\$ 1,080,000	\$ 1,560,000	\$ 32,184,000																			\$		
		FM 907 (Alamo Rd)	FM 1925 (Monte Cristo)	SH 107	HC-42		2.5	Widen to 4 Lanes	County	\$ 5,587,500		\$ 670,500	\$ 273,788	\$ 279,375	\$ 363,188	\$ 7,520,775																			\$		
		US 83	0.25 Mi W of FM 2221	FM 1427	HC-178a		5.2	Widen to 6 lanes	TxDOT	\$ 12,714,000		\$ 1,525,680	\$ 622,986	\$ 572,130	\$ 826,410	\$ 17,049,474																			\$		
		Bryan Rd	FM 676 (Mi 5 N)	FM 495	HC-94		4	Widen to 4 Lane Divided	Alton/Palmhurst/Mission	\$ 8,940,000		\$ 1,072,800	\$ 438,060	\$ 447,000	\$ 581,100	\$ 12,033,240																			\$		
		Sioux Rd (La Vista Ave)	FM 2061 (McColl Rd)	US 281	HC-168		1.8	Widen to 4 Lane	McAllen / Pharr / County	\$ 4,023,000		\$ 482,760	\$ 197,127	\$ 201,150	\$ 261,495	\$ 5,414,958																			\$		
		Mile 17 N Rd	Mile 6 West	FM 491	HC-139		5.7	Widen to 4 Lane	County	\$ 12,739,500		\$ 1,528,740	\$ 624,236	\$ 573,278	\$ 828,068	\$ 17,083,670																			\$		
		Pike Blvd	Mile 6 W (Westgate)	US 83	HC-159		1.9	Widen to 4 Lane Divided	Westlaco	\$ 4,246,500		\$ 509,580	\$ 208,079	\$ 212,325	\$ 276,023	\$ 5,715,789																			\$		
		SH 336 (10th st)	S 2nd St.	US 281 Military Hwy (widening of Bridge)	HC-47	0621-01-095	4.8	Widen to 6 Lanes Divided	McAllen / Hidalgo / County 2	\$ 11,736,000		\$ 1,408,320	\$ 575,064	\$ 528,120	\$ 762,840	\$ 15,737,976																			\$		
		FM 495	Conway Ave	FM 1926 (23rd Street)	HC-62b		5.1	Widen to 6 lane divided	McAllen	\$ 12,469,500		\$ 1,496,340	\$ 611,006	\$ 561,128	\$ 810,518	\$ 16,721,600																			\$		
		FM 495	FM 1423 (Val Verde)	FM 1015	HC-44		9	Extend 2 Lane FM Road	County	\$ 17,509,500		\$ 2,101,140	\$ 857,966	\$ 787,928	\$ 1,138,118	\$ 23,480,240																			\$		
		Roosevelt (Mile 12 1/2 N rd.)	FM 1423	FM 88	HC-160		5.3	Widen to 4 Lane	County	\$ 11,845,500		\$ 1,421,460	\$ 580,430	\$ 533,048	\$ 769,958	\$ 15,884,816																			\$		
		Cesar Chavez	FM 2128 (Schunior)	Sioux Rd	HC-100		6.3	Widen to 4 Lane	County	\$ 14,080,500		\$ 1,689,660	\$ 689,945	\$ 633,623	\$ 915,233	\$ 18,881,951																			\$		
		FM 492	US 83	FM 2221	HC-121		6.5	Widen to 4 Lane	County	\$ 14,527,500		\$ 1,743,300	\$ 711,848	\$ 653,738	\$ 944,288	\$ 19,481,378																			\$		
		FM 492 (Doffing)	FM 1924 (Mile 3 N)	FM 2221	HC-30		4	Widen to 4 Lane Divided	Palmview	\$ 8,940,000		\$ 1,072,																									

FY 2020-2045 Metropolitan Transportation Plan (MTP) - Rio Grande Valley MPO

Project Phase	AF&A Execution Year	Highway	From	To	MTP#	CS#	Project Length (mi)	Project Description	Project Sponsor	Current Construction Cost Estimate	Letting Year Construction dollars	ROW cost (12% 2011 const cost)	Preliminary Engineering (6.5% 2011 const cost)	CE Cost (\$2M - \$50M 4.5% of >\$10M 4.5% of 2011 const cost)	Contingencies (\$2M - \$10M 7% of \$2-\$25M 6.5% of \$25-\$50M 7% of >\$50M 7% of 2011 const cost)	Total Project Cost	Year of Expenditure Dollars (VOE)	Cat 1	Cat 2	Cat 3 - TMF	Cat 4/5/6	Cat 7 Funding	Cat 8	Cat 9	CAT 10 CB	CAT 10 Earmark	Cat 11	Rider 11	Cat 12	Other Funds (Local, Bond, etc)	TRENDS - Innovative Financing	TOTAL				
		FM 1925	FM 2993 (N Conway)	FM 2220 (Ware Rd)	HC-11		3.6	Widen to 4 Lane Rural	County	\$ 8,046,000		\$ 965,520	\$ 394,254	\$ 402,300	\$ 522,990	\$ 10,829,916																	\$ -			
		El Rancho/Hall Acres	2nd St (McAllen)	S Cage Blvd	HC-123		2.4	Widen to 4 Lane	McAllen / Pharr	\$ 5,364,000		\$ 643,680	\$ 262,836	\$ 268,200	\$ 348,660	\$ 7,219,944																	\$ -			
		Military Hwy	S Cage Blvd	Mile 3 E - Cameron County Line	HC-55	0220-01-903	22.1	Widen to 4 Lane Divided Rural	County	\$ 49,393,500		\$ 5,927,220	\$ 2,420,282	\$ 2,222,708	\$ 4,445,415	\$ 67,471,521																		\$ -		
		Owassa Rd	I road	FM 1426 (Raul Longoria)	HC-156b		0.9	Widen to 4 Lane	Pharr/SJ/Co	\$ 4,550,000		\$ 546,000	\$ 222,950	\$ 227,500	\$ 295,750	\$ 6,124,300																		\$ -		
		FM 1425	SH 107	MILE 9 N	HC-6		6	Widen to 4 Lane Divided	County	\$ 13,410,000		\$ 1,609,200	\$ 657,090	\$ 603,450	\$ 871,650	\$ 17,982,810																		\$ -		
		FM 491 (Base Line)	SH 107	FM 1925 (Monte Cristo)	HC-29		1.5	Widen to 4 Lane Divided	La Villa	\$ 3,352,500		\$ 402,300	\$ 164,273	\$ 167,625	\$ 217,913	\$ 4,512,465																		\$ -		
		Goodwin Rd	US 83	FM 1924 (Mile 3 N)	HC-31		2.2	Widen to 4 Lane	County	\$ 4,917,000		\$ 590,040	\$ 240,933	\$ 245,850	\$ 319,605	\$ 6,618,282																		\$ -		
		Pleasantview Dr (Mile 3 1/2 W Rd)	Mile 5 N	Mile 9 N	HC-243		4	Widen to 4 Lane Divided	Weslaco	\$ 8,940,000		\$ 1,072,800	\$ 438,060	\$ 447,000	\$ 581,100	\$ 12,033,240																		\$ -		
		Mile 11 N Rd	Mile 6 West	FM 491	HC-137		6	Widen to 4 Lane	County	\$ 13,410,000		\$ 1,609,200	\$ 657,090	\$ 603,450	\$ 871,650	\$ 17,982,810																		\$ -		
		Mile 6 1/2 W Rd	Mile 12 North	Mile 5 N Rd	HC-145		7	Widen to 4 Lane	Weslaco / County	\$ 15,645,000		\$ 1,877,400	\$ 766,605	\$ 704,025	\$ 1,016,925	\$ 20,979,945																		\$ -		
		Tower Rd	US 83	SH 107	HC-176		7.2	Widen to 4 Lane	Alamo	\$ 16,092,000		\$ 1,931,040	\$ 788,508	\$ 724,140	\$ 1,045,980	\$ 21,579,372																		\$ -		
		Abram Rd	US 83	FM 2221	HC-84b		6	Widen to 4 Lane	Palmview / County	\$ 13,410,000		\$ 1,609,200	\$ 657,090	\$ 603,450	\$ 871,650	\$ 17,982,810																			\$ -	
		Trenton Rd	FM 1426 (Raul Longoria)	FM 1423 (Val Verde)	HC-177b		4.3	Construct 4 Lane	County	\$ 9,610,500		\$ 1,153,260	\$ 470,915	\$ 480,525	\$ 624,683	\$ 12,935,733																			\$ -	
		FM 1016 (S Conway)	US 83	Military Hwy	HC-4		2.15	Widen to 6 Lanes	Mission / county	\$ 5,256,750		\$ 630,810	\$ 257,581	\$ 262,838	\$ 341,689	\$ 7,075,586																			\$ -	
		Sugar Rd	Schunior Ave	FM 1925	HC-172		2	Widen to 4 Lane	County	\$ 4,470,000		\$ 536,400	\$ 219,030	\$ 223,500	\$ 290,550	\$ 6,016,620																			\$ -	
		FM 907 (Alamo Rd)	Ridge Rd	Military Hwy	HC-41		6	Widen to 4 Lane Divided	County	\$ 13,410,000		\$ 1,609,200	\$ 657,090	\$ 603,450	\$ 871,650	\$ 17,982,810																			\$ -	
		Wisconsin Rd	25 miles E of 2nd St	US 281	HC-182		2.9	Widen to 4 Lane	Edinburg	\$ 6,481,500		\$ 777,780	\$ 317,594	\$ 324,075	\$ 421,298	\$ 8,724,099																			\$ -	
		Bentsen Palm Drive (FM 2062)	1 Mile Line Rd	US 83	HC-88		0.2	Widen to 4 Lane	Palmview	\$ 447,000		\$ 53,640	\$ 21,903	\$ 33,525	\$ 31,290	\$ 615,072																			\$ -	
		MonMack	SH 107	FM 1925	HC-260		2.5	Widen to 4 Lane	Edinburg	\$ 5,587,500		\$ 670,500	\$ 273,788	\$ 279,375	\$ 363,188	\$ 7,520,775																			\$ -	
		8th St	Mile 5 1/2 W Rd	Airport Dr	HC-247		1.5	Widen to 4 Lane Divided	Weslaco	\$ 3,352,500		\$ 402,300	\$ 164,273	\$ 167,625	\$ 217,913	\$ 4,512,465																			\$ -	
		Owassa Rd	FM 1426 (Raul Longoria)	FM 907	HC-157		2	Widen to 4 Lane	County	\$ 9,000,000		\$ 1,080,000	\$ 441,000	\$ 450,000	\$ 585,000	\$ 12,114,000																			\$ -	
		Mile 12 N Rd	Mile 6 West	FM 1015	HC-138		3	Widen to 4 Lane	County	\$ 6,705,000		\$ 804,600	\$ 328,545	\$ 335,250	\$ 435,825	\$ 9,024,930																			\$ -	
		Los Ebanos Rd	FM 1924 (3 Mile N)	Bus 83	HC-135		3	Widen to 4 Lane	Palmhurst/Mission County	\$ 6,705,000		\$ 804,600	\$ 328,545	\$ 335,250	\$ 435,825	\$ 9,024,930																			\$ -	
		Alberta Rd	I road	FM 1423 (Val Verde)	HC-86b		5.1	Widen to 4 Lane	County	\$ 11,398,500		\$ 1,367,820	\$ 558,527	\$ 512,933	\$ 740,903	\$ 15,285,389																				\$ -
		Nebraska Ave (Alamo)	Cesar Chavez	Border Ave	HC-151		2.5	Widen to 4 Lane	Alamo	\$ 5,587,500		\$ 670,500	\$ 273,788	\$ 279,375	\$ 363,188	\$ 7,520,775																			\$ -	
		Goodwin Rd	Bus 83	FM 492	HC-122		1	Widen to 4 Lane	County	\$ 2,235,000		\$ 268,200	\$ 109,515	\$ 111,750	\$ 145,275	\$ 3,008,310																			\$ -	
		FM 2062 (Bentsen Palm)	Bus 83 S	Bentsen State Park	HC-17		2.7	Widen to 4 Lane Divided	County	\$ 6,034,500		\$ 724,140	\$ 295,691	\$ 301,725	\$ 392,243	\$ 8,122,437																			\$ -	
		FM 491 (Base Line)	US 83	Mile 10 N Rd	HC-43		3	Widen to 4 Lane Divided	Mercedes	\$ 6,705,000		\$ 804,600	\$ 328,545	\$ 335,250	\$ 435,825	\$ 9,024,930																			\$ -	
		FM 493 (La Blanca)	SH 107	FM 1925 (Monte Cristo)	HC-33		1.9	Widen to 4 Lane Divided	La Blanca	\$ 4,246,500		\$ 509,580	\$ 208,079	\$ 212,325	\$ 276,023	\$ 5,715,789																			\$ -	
		FM 1425	US 83	Mile 9 N Rd	HC-5		1.8	Widen to 4 Lane Rural	County	\$ 4,023,000		\$ 482,760	\$ 197,127	\$ 201,150	\$ 261,495	\$ 5,414,958																			\$ -	
		Seminary Rd	FM 1925	FM 2812 (W of US 281)	HC-263		2.85	Widen to 4 Lane	Edinburg	\$ 6,369,750		\$ 764,370	\$ 312,118	\$ 318,488	\$ 410,344	\$ 8,573,684																			\$ -	
		Russell Rd	Bus 281 (Clowner)	Doolittle Road	HC-262		1.3	Widen to 4 Lane	Edinburg	\$ 2,905,500		\$ 348,660	\$ 142,370	\$ 145,275	\$ 188,858	\$ 3,910,803																			\$ -	
		FM 2128 (Richardson Road)	FM 1925	FM 1925	HC-261		2	Widen to 4 Lane	Edinburg	\$ 4,470,000		\$ 536,400	\$ 219,030	\$ 223,500	\$ 290,550	\$ 6,016,620																			\$ -	
		Doolittle Rd	FM 1925	FM 2812	HC-227a		3.5	Widen to 4 Lane Divided w/ Bt	Edinburg / County	\$ 7,822,500		\$ 938,700	\$ 383,303	\$ 391,125	\$ 508,463	\$ 10,529,085																			\$ -	
		Schunior Ave	MonMack Rd	Sugar Rd	HC-164		1.5	Widen to 4 Lane	Edinburg	\$ 3,352,500		\$ 402,300	\$ 164,273	\$ 167,625	\$ 217,913	\$ 4,512,465																			\$ -	
		FM 2812	US 281	2 mi E of US 281	HC-24		2	Widen to 4 Lane with left turn lane	Edinburg	\$ 6,000,000		\$ 720,000	\$ 294,000	\$ 300,000	\$ 390,000	\$ 8,076,000																			\$ -	
		FM 676 (Mile 5 N)	Jara Chinas	FM 492	HC-143		6.3	Extend 2 Lane FM Road	County	\$ 12,256,650		\$ 1,470,798	\$ 600,576	\$ 551,549	\$ 796,682	\$ 16,436,168																			\$ -	
		SP 433 (Main St-Donna)	US 83	US 83	HC-169		0.8	Widen to 4 Lane Divided	Donna	\$ 1,788,000		\$ 214,560	\$ 87,612	\$ 134,100	\$ 125,160	\$ 2,460,288																			\$ -	
		El Gato Rd	S Cage Blvd	FM 907 (Alamo Rd)	HC-124		3.8	Widen to 4 Lane	Pharr / San Juan	\$ 8,493,000		\$ 1,019,160	\$ 416,157	\$ 424,650	\$ 552,045	\$ 11,431,578																			\$ -	
		Military Hwy	FM 494 (Shary Rd)	FM 1422 (Abram)	HC-149		6	Construct 4 Lane	Mission	\$ 13,410,000		\$ 1,609,200	\$ 657,090	\$ 603,450	\$ 871,650	\$ 17,982,810																			\$ -	
		28th St (Mile 5 1/2 N Rd)	S. Bridge St	FM 1015	HC-246		1.5	Widen to 4 Lane Divided	Weslaco	\$ 3,352,500		\$ 402,300	\$ 164,273	\$ 167,625	\$ 217,913	\$ 4,512,465																				\$ -
		Border Ave	Bus 83	Mile 10 N Rd	HC-245																															

FY 2020-2045 Metropolitan Transportation Plan (MTP) - Rio Grande Valley MPO

Project Phase	AFA Execution Year	Highway	From	To	MTP#	CSI #	Project Length (mi)	Project Description	Project Sponsor	Current Construction Cost Estimate	Letting Year Construction dollars	ROW cost (12% 2011 const cost)	Preliminary Engineering (6.5% of const cost)	CE Cost (<\$2 M 7.5%; \$2-\$10 M 5%; >\$10 M 4.5% of 2011 const cost)	Contingencies (<\$2M 7%; \$2-\$25 M 6.5%; \$25-\$50 M 9%; >\$50M 7% of 2011 const cost)	Total Project Cost	Year of Expenditure Dollars (VOE)	Cat 1	Cat 2	Cat 3 - TMF	Cat 4/5/6	Cat 7 Funding	Cat 8	Cat 9	CAT 10 CBI	CAT 10 Earmark	Cat 11	Rider 11	Cat 12	Other Funds (Local, Bond, etc)	TRENDS - Innovative Financing	TOTAL					
		Russell Rd	FM 2220	US 281	HC-347		6.5	Construct & Widen 4 Lane Urban Roadway	Edinburg/McAllen County 4	\$ 10,000,000		\$ 1,300,000	\$ 490,000	\$ 500,000	\$ 700,000	\$ 13,610,000																		\$ -			
		Freddy Gonzalez Dr	Ware Rd (FM 2220)	10th St (SH 336)	HC-365		2.34	Construct & Widen 4 Lane Urban Roadway	McAllen County 4	\$ 13,342,000		\$ -	\$ 653,758	\$ 667,100	\$ 933,940	\$ 16,424,002																		\$ -			
		S Jackson Rd	W Moore Rd	Bus 83	HC-375		2	Widen to 6 lane curb and gutter road	Pharr	\$ 16,000,000		\$ 320,000	\$ 960,000	\$ 800,000	\$ 800,000	\$ 16,000,000																	\$ -				
C,R	CS	On Owassa Rd, from IH-69 (US 281)		1 road	HC-156a	0921-02-358	1	Widen from 2 lanes to 4 Lane roadway	Pharr	\$ 4,500,000	\$ 4,500,000	\$ 1,000,000	\$ 220,500	\$ 225,000	\$ 292,500	\$ 6,238,000																	\$ -				
C,R	CS	On Amaya Rd, from Cage Blvd		Veterans Blvd	HC-340	0921-02-400	1	Widen from 2 lanes to 5 lane	Pharr	\$ 5,230,000	\$ 5,230,000	\$ 700,000	\$ 256,270	\$ 5,230,000	\$ 339,950	\$ 12,280,939																	\$ -				
		Owassa Rd	1 Rd	Cesar Chavez Rd	HC-335r	0921-02-374	2	Construct a 4 lane urban roadway	Pharr	\$ -	\$ -	\$ 800,000	\$ -	\$ -	\$ -	\$ 800,000																	\$ -				
HARLINGEN/SAN BENTO																																					
PE,R,C		E. Washington Ave	Loop 499	FM 106	HAR-11		3.45	Extend 2 lane roadway	Harlingen	\$ 13,200,000		\$ 1,650,000	\$ 330,000			\$ 15,180,000																					
PE,C		1-69 N Frontage	Primera Rd	Loop 499	HAR-10			Reconfigure intersection and install traffic signal	Harlingen	\$ 4,400,000			\$ 110,000			\$ 4,510,000																					
C		Loop 499	N 77 Sunshine Strip	FM 106/E Harrison Rd	HAR-09		5.43	Installation of LED lighting along Loop 499	Harlingen	\$ 1,100,000						\$ 1,100,000																					
C		1-69E	TX-54 Spur W	TX-54 Spur E				Construct turnaround lanes at intersection	Harlingen	\$ 2,200,000						\$ 2,200,000																					
C		1-69E	FM 2629	Wilson Rd	HAR-08		8	Installation of LED lighting along 1-69E	Harlingen	\$ 2,200,000						\$ 2,200,000																					
C		1-69E	1-69E/US-83/US-77	Lincoln St	HAR-07		0.2	Construct new southbound exit ramp	Harlingen	\$ 1,100,000						\$ 1,100,000																					
PE,C		1-2 Connector Bridge	1-2 Frontage Rd	W TX-54 Spur	HAR-06		0.3	Construct an Overpass bridge	Harlingen	\$ 16,500,000			\$ 110,000			\$ 16,610,000																					
PE,R,C		Grimes St	FM 509	FM 106/Cemetery Rd	HAR-05		1.86	Extend 2 lane roadway	Harlingen	\$ 6,600,000		\$ 1,100,000	\$ 220,000			\$ 7,920,000																					
PE,C		FM 509	BUS 77	FM 508	HAR-04		6.85	Widen from 2 to 4 lanes	Harlingen	\$ 33,000,000			\$ 550,000			\$ 33,550,000																					
C		Dixieland Rd	Garret Rd	FM 1479/Rangerville Rd	HAR-03			Installation of LED lighting along Dixieland Rd	Harlingen	\$ 550,000						\$ 550,000																					
PE,C		Commerce St	N 77/Sunshine Strip	Taft Ave	HAR-02			Reconstruct Commerce St	Harlingen	\$ 18,700,000			\$ 550,000			\$ 19,250,000																					
R,C		Chester Park Rd	Hand Rd	Chester Park Rd	HAR-01			Realignement and Install Traffic Signal	Harlingen	\$ 1,650,000		\$ 200,000				\$ 1,850,000																					
PE,C		BUS 77	N. Business 77X	S. Business 77x	HAR-77			Install traffic circle & pedestrian improvements	Harlingen	\$ 3,850,000			\$ 82,500			\$ 3,932,500																					

**Item 3: Continued Discussion on Draft 2024 UTP -
Category 7 Funding Allocation and Programming of
Projects**

<u>Programming Category 7 - Summary</u>	
Draft 2024 Unified Transportation Program (UTP) Allocation:	\$329.47 M

Currently Programmed from FY 2024-2033:	\$354.41 M
Pending Functional Classification:	\$51.72 M
Total Approved Funding by TPB, for FY 2024-2033:	\$406.13 M
Balance:	(\$76.66 M)

Unobligated Funds as of 3/31/2023	\$74.03 M (Federal Amount)
--	-----------------------------------

Programming Category 7 Funding - UTP FY Years 2024 - 2033

	2023 UTP	2024 UTP	<i>Delta in \$</i>	Brownsville (19.02%) FY2023 Delta	Harlingen-San Benito (15.69%) FY 2023 Delta	Hidalgo (65.29%) FY 2023 Delta	Total of Delta
2023	\$32,097,775		-\$32,097,775	-\$6,104,997	-\$5,036,141	-\$20,956,637	-\$32,097,775
2024	\$32,739,773	\$32,739,761	-\$12	-\$2.28	-\$1.88	-\$7.83	-\$12
2025	\$33,394,611	\$33,394,598	-\$13	-\$2.47	-\$2.04	-\$8.49	-\$13
2026	\$34,062,546	\$34,062,533	-\$13	-\$2.47	-\$2.04	-\$8.49	-\$13
2027	\$32,752,614	\$32,752,602	-\$12	-\$2.28	-\$1.88	-\$7.83	-\$12
2028	\$32,752,614	\$32,752,602	-\$12	-\$2.28	-\$1.88	-\$7.83	-\$12
2029	\$32,752,614	\$32,752,602	-\$12	-\$2.28	-\$1.88	-\$7.83	-\$12
2030	\$32,752,614	\$32,752,602	-\$12	-\$2.28	-\$1.88	-\$7.83	-\$12
2031	\$32,752,614	\$32,752,602	-\$12	-\$2.28	-\$1.88	-\$7.83	-\$12
2032	\$32,752,614	\$32,752,602	-\$12	-\$2.28	-\$1.88	-\$7.83	-\$12
2033		\$32,752,602	\$32,752,602	\$6,229,545	\$5,138,883	\$21,384,174	\$32,752,602
Total	\$328,810,389	\$329,465,106	\$654,717	\$124,527	\$102,725	\$427,465	\$654,717

*The new 10-year financial forecast incorporates fiscal years 2024 - 2033. The newly added fiscal year is 2033, which lists an estimated \$32,752,602 of allocation. The previous UTP fiscal year of 2023 is subtracted from the new set of UTP years, figuring the delta.

RGVMPO Category 7 Project List

<u>Fiscal Year</u>	<u>Project Sponsor</u>	<u>CSJ:</u>	<u>Project Name:</u>	<u>Project Phase:</u>	<u>Total CAT 7 Amount</u>	<u>CAT 7 (CRRSAA Funds)</u>	<u>Project Score</u>
2023	HC 3	0921-02-194	Liberty Blvd	C,E,R	\$ 10,535,477		40
2023	Pharr	0921-02-375	Hi line East	C,E,R	\$ 6,665,273		60
2023	HC 3	0921-02-322	Liberty Blvd Ph II	R	\$ 2,030,000		38
2023	TxDOT	0865-01-108	Veterans (SH 495)	R	\$ 2,699,360		N/A
2023	HC 1	0921-02-286	Mile 6 W	R	\$ 4,396,313		38
2023	HC 3	0921-02-328	Taylor Rd	R	\$ 2,011,852		42
2023	HC 2	0921-02-405	Cesar Chavez	PE, R	\$ 4,570,000		51
2023	HC 2	0921-02-399	Cesar Chavez	R	\$ 1,000,000		45
2023	HC 4	0921-02-493	Mile 5 HID	R	\$ 1,000,000		N/A
2023	CCRMA	0921-06-292	Whipple Rd	PE	\$ 278,677		57
2023	CCRMA	0684-01-068	SH 550 Gap II	C, PE, CE	\$ 20,763,425	\$ 2,161,668	66
2024	Pharr	0921-02-479	Twain Span Bridge - Pharr	C,CE	\$ 2,000,000		55
2024	McAllen/ HC 4	0921-02-362	Russel Rd	C,E,R	\$ 4,950,000		59
2024	Pharr	0921-02-363	I Road (rancho blanco- dicker rd)	C,CE	\$ 8,411,344	\$ 2,413,582	53
2024	Pharr	0921-02-435	I Rd (las milpas-Cage)	R	\$ 455,000		Pending
2024	Pharr	0921-02-434	Las milpas rd (jackson-cage)	R	\$ 792,000		Pending
2024	HC 3	0921-02-328	Taylor Rd	C,CE	\$ 13,487,802		42
2024	HC 3	0921-02-327	Taylor Rd	C,CE	\$ 494,380	\$ 4,500,000	56
2024	Pharr	0921-02-376	Hi Line West	C,E,R	\$ 6,131,860		58
2024	TxDOT/ HC 4	1064-01-043	Taylor Rd	C	\$ 5,000,000		52
2024	Edinburg	0921-02-440	Freddy Gonzalez Dr.	R	\$ 560,000		45
2025	HC 1	0921-02-254	Mile 1 East	C,E,R	\$ 7,052,836	\$ 327,164	34
2025	HC 2	0921-02-361	Nolana Loop (S1)	C,CE	\$ 17,473,719		51
2025	HC 3	0921-02-332	Mile 3 N - Phase II	C,E,R	\$ 7,190,000		27
2025	McAllen	0921-02-512	Bensten Rd	C	\$ 4,060,840		16
2025	CCRMA	0921-06-315	East Loop	C,CE	\$ 20,875,000		74
2025	Brownsville	0921-06-289	Southmost Nature Trail Phase IV	C,CE	\$ 938,130		25
2026	Hidalgo County	0921-02-395	Inspiration Road/Military Parkway Loop	R	\$ 3,500,000		47
2026	HC 4	0921-02-442	Trenton Rd	PE,R	\$ 715,000		44
2026	Pharr	0921-02-499	I Road (dicker-military hwy)	C,CE	\$ 8,621,086		52
2026	HC 1	0921-02-447	Mile 6 W	C,CE	\$ 22,612,489		38
2026	Pharr	0921-02-436	Moore Rd	C,E,R	\$ 6,084,000		57
2026	HC 1	0921-02-360	Mile 10 N	R	\$ 3,200,000		50
2026	Edinburg	0921-02-440	Freddy Gonzalez Dr.	C,CE	\$ 5,524,955		45
2026	HCRMA	0921-02-142	IBTC	C,CE	\$ 20,000,000		69
2026	Los Fresnos	0921-06-334	Los Fresnos Hike & Bike Trail	C	\$ 3,027,100		35
2026	Brownsville	0921-06-360	Southmost Nature Trail Phase III	C	\$ 2,257,768		28
2026	CCRMA	0921-06-257	South Parallel Cooridor Phase III	C	\$ 6,765,000		63
2027	San Juan/ Alamo/ HC 1-2	0921-02-399	Cesar Chavez	C,CE	\$ 6,850,000		45
2027	San Juan/ Alamo/ HC 1-2	0921-02-405	Cesar Chavez Rd	C,CE	\$ 21,350,000		51
2027	Mission/ McAllen/ Hidalgo	0921-02-395	Inspiration/Military Pkwy Loop	C,CE	\$ 22,250,000		47
2027	Brownsville	0921-06-361	Southmost Nature Trail Phase V	C,CE	\$ 3,772,102		28
2028	HC 3	0921-02-322	Liberty Blvd -Phase II	C,CE	\$ 11,880,000		38
2028	Pharr/ San Juan/ HC 2	0921-02-403	Eldora rd (Jackson Rd - I Rd)	C,CE	\$ 13,720,000		44
2029	CCRMA	0921-06-292	Whipple Rd	C	\$ 4,541,623		57
2029	Cameron County	0921-06-290	Old Alice Rd (sports prk blvd - SH 100)	C,CE	\$ 20,330,000		72
2029	McAllen	0921-02-396	Nolana Loop n(ware rd - 23rd st)	C,E	\$ 3,420,000		45
2029	HC 1-2	0921-02-169	Nolana Loop (S 2-4)	R	\$ 3,500,000		34
2029	Weslaco/ HC 1	0921-02-360	Mile 10 N	C,CE	\$ 18,920,000		50
2029	HC 1	0921-02-448	Mile 6 W Rd	C,CE	\$ 12,000,000		42
2030	CCRMA	0921-06-330	Dana Ave (FM 3248- FM 802)	C,CE	\$ 16,180,000		47
2030	Edinburg/ HC 4	0921-02-442	Trenton Rd (I-69/ US 281 - FM 907)	C,CE	\$ 14,440,000		44
2030	Edinburg	0921-02-466	Sprague Ave (Sugar Rd- SH 336)	C	\$ 4,500,000		32
2032	Pharr	0921-02-435	Las Milpas Rd E (Cage - I Rd)	C,CE	\$ 8,460,000		Pending
2032	Pharr	0921-02-437	Moore Rd East (Cage Rd - I Rd)	C,E,R	\$ 7,950,000		Pending
2032	Pharr	0921-02-434	Las Milpas Rd W (Jackson - Cage)	C,CE	\$ 6,240,000		Pending
2032	CCRMA	0921-06-362	Morrison Rd (Seg 2)	C,CE	\$ 16,400,000		Pending

Moving to 2027 - Pending FC

Pending FC

Pending FC

Pending FC

*Projects scores are subject to change. The RGVMPO CAT 7 Project Evaluation Form is under revision.

Federal Apportionment & Transactions Analysis (as of 2/28/2023)

FY	CSJ	Project Name	Project Phase	TOTAL CAT 7	TOTAL CRRSAA	Fed Transactions report		
						Transaction Type	Federal Amount (80%)	Total Amount
2023	0921-02-194	Liberty Blvd	C,E,R	\$10,535,477		FPAAC-CST	\$8,108,382	\$10,135,477

Currently Programmed within STIP fiscal years (2023-2026)						Project Movement
2023	0921-02-375	Hi line East	C,E,R	\$6,665,273		Moved from 2022
2023	0921-02-322	Liberty Blvd Ph II	R	\$2,030,000		Moved from 2021
2023	0865-01-108	Veterans (SH 495)	R	\$2,699,360		Moved from 2021
2023	0921-02-286	Mile 6 West	R	\$4,396,313		Moved from 2022
2023	0921-02-328	Taylor Rd	R	\$2,011,852		Moved from 2019
2023	0921-02-405	Cesar Chavez	PE, R	\$4,570,000		Moved from 2021
2023	0921-02-399	Cesar Chavez	R	\$1,000,000		Moved from 2021
2023	0921-02-493	Mile 5 HID	R	\$1,000,000		
2023	0921-06-280	Whipple Rd	PE	\$278,677		Moved from 2019
2023	0684-01-068	SH 550 Gap II	C, PE, CE	\$20,763,425	\$2,161,668	Moved from 2020
2024	0921-02-376	Hi Line West	C,R,E	\$6,131,860		Moved from 2023
2024	0921-02-327	Taylor Rd	C,CE	\$494,380	\$4,500,000	Moved from 2021
2024	0921-02-328	Taylor Rd	C,CE	\$13,487,802		Moved from 2022
2024	1064-01-043	FM 676	C	\$5,000,000		Moved from 2023
2026	0921-02-360	Mile 10 North	R	\$3,200,000		Moved from 2021
2026	0921-02-395	Inspiration Rd.	R	\$3,500,000		Moved from 2021
2025-2027	0921-06-289, 360, 361	Southmost Nature Trail Ph. 3-5	C	\$6,968,000		Moved from 2022

*Based on programming since 2019

Total:	\$84,196,942
Federal Match:	\$67,357,554

RGVMPO (STP MM)
PREVIOUS RECONCILIATION FOR FEDERAL FISCAL YEARS (FFY) 2007 - 2023 (THROUGH 3/31/2023)

FY	A	B	C		D = B x C	E = A + D	F	G = E + F	H	I = G + H	
	Federal Apportionment Carryover from Previous FY, Including Adjustments for Previous FY's FHWA Obligation Limitation % (Excludes Previous FY AC Balance)	FY Federal Apportionment	Federal Apportionment From Restoration of SAFETEA-LU Rescission	FHWA FY Obligation Limitation Percent ²	Apportionment Total Above the FHWA FY Obligation Limitation Percent	FY Apportionment Adjusted for FHWA FY Obligation Limitation Percent	Total Available Federal Apportionment Adjusted for Obligation Limitation	Total Uses of Federal Apportionment (Transactions and Transfers)	Remaining Balance of Federal Apportionment	AC Balance of Federal Apportionment	Remaining Balance of Federal Apportionment (less AC Balance)
2019	\$54,657,274	\$19,781,349		90.10%	(\$1,958,354)	\$17,822,995	\$72,480,270	(\$39,260,479)	\$33,219,791	(\$3,758,885)	\$29,460,906
2020	\$33,219,791	\$21,490,564		90.60%	(\$2,020,113)	\$19,470,451	\$52,690,242	(\$8,254,231)	\$44,436,010	(\$13,685,778)	\$30,750,232
2021 ³	\$44,436,010	\$22,866,459		0.00%	\$0	\$0	\$67,302,469	(\$14,806,018)	\$52,496,451	(\$7,291,532)	\$45,204,919
2022	\$52,496,451	\$25,278,783		0.00%	\$0	\$0	\$77,775,234	(\$11,548,564)	\$66,226,671	(\$7,482,050)	\$58,744,621
2023	\$66,226,671	\$25,784,359		0.00%	\$0	\$0	\$92,011,030	(\$1,382,614)	\$90,628,416	(\$16,597,064)	\$74,031,351
Cumulative Apportionment Total Above the FHWA Obligation Limitation % (2007-Present)					(\$16,238,868)						
						FY23 APPN	\$115,013,787	← Includes 20% match (used in Cat 7 recon)			

¹2007 Beginning Carryover is calculated as follows, based on FY 06 FHWA Compliance Audit:

Cumulative Apportionment as of 9/30/06	\$74,180,760
x Average Obligation Limit % per FHWA	93.6%
Cumulative Carryover Adjusted for Obligation Limit as of 9/30/06	\$69,433,191
Less Actual Cumulative Obligation through 9/30/06	(\$57,782,402)
Estimated 2007 Beginning Carryover	\$11,650,789

²FY 2009 Apportionment includes the FY 2009 SAFETEA-LU Rescission of \$5,052,857 that was restored in FY 2010

³FY 2021 Obligation Limitation % cap has been removed, but may be reinstated in the future if determined necessary.

Recon to Available Apportionment (excludes AC Balance)	
Available Apportion (adj'd for OL %)	\$90,628,416
plus Cumulative Appn above OL %	\$16,238,868
plus FY 2007 Carryover	\$16,398,358
less FY 2007 Carryover (adj'd)	(\$11,650,789)
Total Available Apportionment	\$111,614,853

Variance Check -

**RGVMPO STP-MM
FEDERAL FUNDS
2023 TRANSACTIONS**

FUNDING TRANSACTIONS IN FHWA'S SYSTEM

Project Number	CSJ	County	Project Description	Transaction Date	Let Date	Transaction Description	Transaction Type	Federal Amount	Total Amount	AC'd Amount
STP 2021(249)MM	0921-02-155	Hidalgo	TRAFFIC SIGNAL HARDWARE IMPROVEMENTS WITHIN THE HIDALGO COUNTY.	10/11/2022	10/1/2020	Project Close	Close Out	(\$44,344.04)	(\$55,430.05)	\$0.00
HP 2011(864)	0921-02-194	Hidalgo	CS FROM LIBERTY BOULEVARDD, FROM US 83 TO MILE 3. WIDEN FROM 2 LANE TO 4 LANE WITH DEDICATED LEFT TURN LANE.	11/29/2022		Project Change	FPAA-CST	\$8,108,381.60	\$10,135,477.00	\$0.00
STP 1402(123)MM	0921-02-293	Hidalgo	CS FROM ON MILE 2 NORTH FROM MOOREFIELD RD TO INSPIRATION RD RECONSTRUCT AND WIDEN TO 4 LANE URBAN	12/7/2022	8/1/2014	Project Close	Close Out	(\$306,018.46)	(\$382,523.08)	\$0.00
F 2023(418)	0039-07-257	Cameron	IH 69E FROM INDUSTRIAL BOULEVARD TO LOOP 499 (PRIMERA ROAD). NORTH BOUND AND SOUTH BOUND RAMP REVERSAL.	1/5/2023		New Project	FPAA-CST	\$2,250,979.20	\$2,501,088.00	\$0.00
F 2023(418)	0039-07-257	Cameron	IH 69E FROM INDUSTRIAL BOULEVARD TO LOOP 499 (PRIMERA ROAD). NORTH BOUND AND SOUTH BOUND RAMP REVERSAL.	1/9/2023		Project Withdrawal	MPA	(\$2,250,979.20)	(\$2,501,088.00)	\$0.00
STP 2019(482)MM	0921-02-370	Hidalgo	ON DICKER ROAD FROM SP 115 TO FM 2061. ROW ACQUISITION AND UTILITY ADJUSTMENTS.	1/20/2023		Project Close	Close Out	(\$392,742.40)	(\$490,928.00)	\$0.00
HP 2011(864)	0921-02-194	Hidalgo	CS FROM LIBERTY BOULEVARDD, FROM US 83 TO MILE 3. WIDEN FROM 2 LANE TO 4 LANE WITH DEDICATED LEFT TURN LANE.	2/9/2023		Project Change	Federal Adjustment (AC'd for Inactive)	(\$8,108,381.60)	(\$10,135,477.00)	\$8,108,381.60
F 2023(418)	0039-07-257	Cameron	IH 69E FROM INDUSTRIAL BOULEVARD TO LOOP 499 (PRIMERA ROAD). NORTH BOUND AND SOUTH BOUND RAMP REVERSAL.	2/10/2023		Project Change	FPAA-CST	\$2,532,351.60	\$2,979,237.18	\$0.00
STP 2023(556)MM	0921-02-422	Hidalgo	CR FROM ON MILE 3 NORTH, FM 2221 (JARA CHINA ROAD) TO TOM GILL ROAD. RIGHT OF WAY ACTIVITIES INCLUDING ACQUISITION, AND UTILITY ADJUSTMENTS ON CR 1241.	2/9/2023		New Project	FPAA-ROW(AC'd Funding)	\$0.00	\$0.00	\$600,000.00
CBI 2022(572)	0921-02-379	Hidalgo	ANZALDUAS INTERNATIONAL BRIDGE SOUTH BOUND AND NORTHBOUND. TRANSPORTATION NON-ROADWAY; CONSTRUCT INSPECTION STATION.	3/30/2023	8/1/2022	Project Change	Federal Adjustment (AC'd for Inactive)	(\$406,632.80)	(\$508,291.00)	\$406,632.80
FY 2023 TOTAL OBLIGATIONS								\$1,382,613.90	\$1,542,065.05	\$9,115,014.40

* Transaction description type "MPA" is Modified Project Agreement. MPAs are processed by FIN_Accounting for such actions as project withdrawal, project close, low bid adjustment and other funding changes that do not require amending the FPAA.

FUNDS TRANSFERRED TO FTA

Project Number	CSJ	County	Project Description	Transaction Date	Let Date	Transaction Description	Transaction Type	Federal Amount	Total Amount	AC'd Amount
FY 2023 TOTAL TRANSFERS								\$0.00	\$0.00	\$0.00
FY 2023 TOTAL OBLIGATIONS AND TRANSFERS								\$1,382,613.90	\$1,542,065.05	\$9,115,014.40

Note: Your Advanced Construction balance is shown below and is NOT included in the figures above.

PROJECTS WITH ADVANCED CONSTRUCTION

Project Number	CSJ	County	AC Balance
STP 1602(479)MM	0921-06-291	Cameron	\$240,000.00
STP 1702(797)MM	0921-06-290	Cameron	\$880,000.00
STP 2021(144)MM	0921-06-293	Cameron	\$800,000.00
STP 2021(225)MM	0921-02-404	Hidalgo	\$960,000.00
STP 1702(342)MM	0921-06-280	Cameron	\$285,000.00
STP 2021(812)MM	0921-02-355	Hidalgo	\$3,517,050.00
STP 2022(450)MM	0921-02-412	Hidalgo	\$800,000.00
HP 2011(864)	0921-02-194	Hidalgo	\$8,108,381.60
STP 2023(556)MM	0921-02-422	Hidalgo	\$600,000.00
CBI 2022(572)	0921-02-379	Hidalgo	\$406,632.80
TOTAL AC BALANCE			\$16,597,064.40

Rio Grande Valley Metropolitan Planning Organization Unified Transportation Program CAT 7 Project Evaluation Form

YES NO
 New Roadway:

Entity Name: _____ Roadway / Facility Name: _____ CSJ: _____
 Project Limits: _____

From: _____ To: _____ Length:(mi) _____ Anticipated Letting Date: _____

Status of Schematic: _____ Environmental Status: _____ ROW Status: _____ Utility Status: _____

Functionally Classified: YES NO

Access to Transit Facility in Miles

- Greater than .75, 0 Pts
- .5 to .75, 2 Pts
- .25 to .5, 3 Pts
- 0 to .25, 5 Pts

Access to Existing Pedestrian Facility in miles (Bicycle/Trail)

- Greater than .75, 0 Pts
- .5 to .75, 2 Pts
- .25 to .5, 3 Pts
- 0 to .25, 5 Pts

Regionally Significant

- Within Local Gov, 0 Pts
- Connects 2 Local Gov, 3 Pts
- Connects 3 Local Gov, 5 Pts

Safety Improvements (Check all that Apply)

- Adding Shoulders, 2 Pts
- Continuous left turn lane, 5 Pts
- Raised Median, 10 Pts

International Trade / Port Connectivity

- POE, 3 Pts
- Freight network, 3 Pts
- Trade Zone, 3 Pts
- Overweight Corridor, 3 Pts

Filling in Road Network Gap (attach required supportive doc)

- Adding Capacity for Traffic Generator, 5 Pts
(School, Hospitals, Big box Shop, etc.)
- Filling roadway gap, 5 Pts

Provide Explanation of Economic Development Opportunities and attach required supportive doc 5 Pts

Provide Explanation of Flood prone area improvement and attach required supportive doc 5 Pts

6/30/2022

For Internal Use (Based on TDM)		Complete Streets Bonus Points:	
ADT Count	Congestion Reduction	Adding Sidewalks	Adding Bike Lane
<input type="radio"/> 0-1000, 0 Pts	<input type="radio"/> 1-10%, 0 Pts	<input type="radio"/> None, 0 Pts	<input type="radio"/> Sharrow, 2 Pts
<input type="radio"/> 1000-5000, 2 Pts	<input type="radio"/> 11-20%, 1 Pts	<input type="radio"/> One Side, 5 Pts	<input type="radio"/> Striped, 4 Pts
<input type="radio"/> 5000-10000, 3 Pts	<input type="radio"/> 21-30%, 2 Pts	<input type="radio"/> Both Sides, 10 Pts	<input type="radio"/> Buffered, 8 Pts
<input type="radio"/> 10000-15000, 4 Pts	<input type="radio"/> 31-40%, 3 Pts		<input type="radio"/> Protected, 10 Pts
<input type="radio"/> 15000-40000, 5 Pts	<input type="radio"/> 41-50%, 4 Pts		
	<input type="radio"/> 51-100%, 5 Pts	Date Scored:	Total Points out of 100:

Contact Name: _____

Email: _____

Rio Grande Valley Metropolitan Planning Organization Unified Transportation Program CAT 7 Project Evaluation Form

Entity Name:	Roadway / Facility Name:	CSJ:	New Roadway:	Functionally Classified:
Project Limits:			<input type="radio"/> Yes <input type="radio"/> No	<input type="radio"/> Yes <input type="radio"/> No

From:	To:	Length:(mi)	Anticipated Letting Date:
-------	-----	-------------	---------------------------

Functional Classification: Principal Arterial Minor Arterial Major Collector Minor Collector

*Only Urban Minor collectors and above are eligible for federal funding.

Project Phase Development as Approved by TxDOT - Max Points 40Pts

<input type="radio"/> 0%, 0 Pts	<input type="radio"/> 0%, 0 Pts	<input type="radio"/> 0%, 0 Pts	<input type="radio"/> 0%, 0 Pts	<input type="radio"/> 0%, 0 Pts
<input type="radio"/> 30%, 2 Pts	<input type="radio"/> 30%, 2 Pts	<input type="radio"/> 30%, 2 Pts	<input type="radio"/> 30%, 3 Pts	<input type="radio"/> 30%, 3 Pts
<input type="radio"/> 60%, 3 Pts	<input type="radio"/> 60%, 3 Pts	<input type="radio"/> 60%, 3 Pts	<input type="radio"/> 60%, 6 Pts	<input type="radio"/> 60%, 6 Pts
<input type="radio"/> 90%, 5 Pts	<input type="radio"/> 90%, 5 Pts	<input type="radio"/> 90%, 5 Pts	<input type="radio"/> 90%, 9 Pts	<input type="radio"/> 90%, 9 Pts
<input type="radio"/> 100%, 6 Pts	<input type="radio"/> 100%, 6 Pts	<input type="radio"/> 100%, 6 Pts	<input type="radio"/> 100%, 11 Pts	<input type="radio"/> 100%, 11 Pts

Status of Schematic:	Environmental Status:	PS&E Status:	ROW Acquisition Status:	Utility Relocation Status:
----------------------	-----------------------	--------------	-------------------------	----------------------------

Estimated Time for Completion of Project Phase - Max Points 20Pts

<input type="radio"/> 0-3 months, 4 Pts	<input type="radio"/> 0-3 months, 4 Pts	<input type="radio"/> 0-3 months, 4 Pts	<input type="radio"/> 0-3 months, 4 Pts	<input type="radio"/> 0-3 months, 4 Pts
<input type="radio"/> 3-6 months, 3 Pts	<input type="radio"/> 3-6 months, 3 Pts	<input type="radio"/> 3-6 months, 3 Pts	<input type="radio"/> 3-6 months, 3 Pts	<input type="radio"/> 3-6 months, 3 Pts
<input type="radio"/> 6-9 months, 2 Pts	<input type="radio"/> 6-9 months, 2 Pts	<input type="radio"/> 6-9 months, 2 Pts	<input type="radio"/> 6-9 months, 2 Pts	<input type="radio"/> 6-9 months, 2 Pts
<input type="radio"/> 9-12 months, 1 Pts	<input type="radio"/> 9-12 months, 1 Pts	<input type="radio"/> 9-12 months, 1 Pts	<input type="radio"/> 9-12 months, 1 Pts	<input type="radio"/> 9-12 months, 1 Pts
<input type="radio"/> 12+ months, 0 Pts	<input type="radio"/> 12+ months, 0 Pts	<input type="radio"/> 12+ months, 0 Pts	<input type="radio"/> 12+ months, 0 Pts	<input type="radio"/> 12+ months, 0 Pts

Status of Schematic:	Environmental Status:	PS&E Status:	ROW Acquisition Status:	Utility Relocation Status:
----------------------	-----------------------	--------------	-------------------------	----------------------------

Safety Improvements - Max Points 10Pts (Check all that Apply)

- Urban Corridor Access Management, 4 Pts
- Alternative Intersection Design, 5 Pts
- Pedestrian and Bike Accommodations, 1 Pts

Project Partnership with - Max Points 10Pts

- No Local Gov, 0 Pts
(Political Subdivision)
- 1 Local Gov, 5 Pts
- 2 or more Local Gov, 10 Pts

Provide Explanation why this project is a priority and attach required supportive doc 5 Pts.

Provide Explanation of Resiliency improvement and attach required supportive doc 5 Pts

For Internal Use (Based on TDM) - Max Points 10Pts <table style="width: 100%; border-collapse: collapse;"> <tr> <td style="width: 50%;">Projected ADT Count</td> <td style="width: 50%;">Congestion Reduction</td> </tr> <tr> <td><input type="radio"/> 0-1000, 0 Pts</td> <td><input type="radio"/> 1-10%, 0 Pts</td> </tr> <tr> <td><input type="radio"/> 1000-5000, 2 Pts</td> <td><input type="radio"/> 11-20%, 1 Pts</td> </tr> <tr> <td><input type="radio"/> 5000-10000, 3 Pts</td> <td><input type="radio"/> 21-30%, 2 Pts</td> </tr> <tr> <td><input type="radio"/> 10000-15000, 4 Pts</td> <td><input type="radio"/> 31-40%, 3 Pts</td> </tr> <tr> <td><input type="radio"/> 15000-40000, 5 Pts</td> <td><input type="radio"/> 41-50%, 4 Pts</td> </tr> <tr> <td></td> <td><input type="radio"/> 51-100%, 5 Pts</td> </tr> </table>	Projected ADT Count	Congestion Reduction	<input type="radio"/> 0-1000, 0 Pts	<input type="radio"/> 1-10%, 0 Pts	<input type="radio"/> 1000-5000, 2 Pts	<input type="radio"/> 11-20%, 1 Pts	<input type="radio"/> 5000-10000, 3 Pts	<input type="radio"/> 21-30%, 2 Pts	<input type="radio"/> 10000-15000, 4 Pts	<input type="radio"/> 31-40%, 3 Pts	<input type="radio"/> 15000-40000, 5 Pts	<input type="radio"/> 41-50%, 4 Pts		<input type="radio"/> 51-100%, 5 Pts	Multimodalism Bonus Points: Max Points 10Pts <table style="width: 100%; border-collapse: collapse;"> <tr> <td style="width: 50%;">Adding Sidewalks</td> <td style="width: 50%;">Adding Bicycle Accommodations</td> </tr> <tr> <td><input type="radio"/> None, 0 Pts</td> <td><input type="radio"/> Sharrow, 2 Pts</td> </tr> <tr> <td><input type="radio"/> One Side, 3 Pts</td> <td><input type="radio"/> Striped, 3 Pts</td> </tr> <tr> <td><input type="radio"/> Both Sides, 5 Pts</td> <td><input type="radio"/> Buffered, 4 Pts</td> </tr> <tr> <td></td> <td><input type="radio"/> Protected, 5 Pts</td> </tr> </table>	Adding Sidewalks	Adding Bicycle Accommodations	<input type="radio"/> None, 0 Pts	<input type="radio"/> Sharrow, 2 Pts	<input type="radio"/> One Side, 3 Pts	<input type="radio"/> Striped, 3 Pts	<input type="radio"/> Both Sides, 5 Pts	<input type="radio"/> Buffered, 4 Pts		<input type="radio"/> Protected, 5 Pts
Projected ADT Count	Congestion Reduction																								
<input type="radio"/> 0-1000, 0 Pts	<input type="radio"/> 1-10%, 0 Pts																								
<input type="radio"/> 1000-5000, 2 Pts	<input type="radio"/> 11-20%, 1 Pts																								
<input type="radio"/> 5000-10000, 3 Pts	<input type="radio"/> 21-30%, 2 Pts																								
<input type="radio"/> 10000-15000, 4 Pts	<input type="radio"/> 31-40%, 3 Pts																								
<input type="radio"/> 15000-40000, 5 Pts	<input type="radio"/> 41-50%, 4 Pts																								
	<input type="radio"/> 51-100%, 5 Pts																								
Adding Sidewalks	Adding Bicycle Accommodations																								
<input type="radio"/> None, 0 Pts	<input type="radio"/> Sharrow, 2 Pts																								
<input type="radio"/> One Side, 3 Pts	<input type="radio"/> Striped, 3 Pts																								
<input type="radio"/> Both Sides, 5 Pts	<input type="radio"/> Buffered, 4 Pts																								
	<input type="radio"/> Protected, 5 Pts																								
	Date Scored: _____																								
	Total Points out of 100: _____																								

Contact Name: _____

Email: _____

4/19/2023

Project Phase Development as Approved by TxDOT

Status of Schematic:

0%- Pre-Design Concept Conference not held.

30%- Pre-Design Concept Conference held, and 30% Schematic Checklist provided by LG to TxDOT

60%- 60% Schematic Checklist provided by LG to TxDOT

90%- 90% Schematic Checklist provided by LG to TxDOT (needs to address comments/concerns from public involvement).

100%-100% Schematic Checklist provided by LG to TxDOT plus environmental document approved.

Environmental Status:

0% - Environmental project kick off hasn't been held (AFA must be executed before a kick-off meeting can be scheduled).

30%-Environmental project kick off held, initial environmental scoping & Work Plan Development (WPD) has been completed, and Classification Letter Response Received (if applicable for EA & EIS). Initial agency coordination begins.

60%-Notice to Comment or Public Meeting (schematic is 60% complete; alignment alternatives are presented). WPD is approved by TxDOT.

90%-All technical reports are completed; draft EA or draft EIS needs to be completed if applicable. Public Hearing Held or Notice of affording a Public hearing (if applicable).

100%-Final EA & EIS is reviewed and approved by TxDOT. Environmental Decision Rendered by TxDOT (e.g. CE (CE determination), EA (FONSI), or EIS (ROD)).

PS&E Status:

0%-Design Concept Conference not held

30%-Design Concept Conference held and 30% PS&E Checklist provided by LG to TxDOT

60%-60% PS&E Checklist provided by LG to TxDOT

90%-90% PS&E Checklist provided by LG to TxDOT along with draft bid proposal & certifications (Utilities, ROW, Railroad). DBE goal is requested by TxDOT (assuming no major changes will occur in estimate quantities in 100% submittal).

100%-100% PS&E Checklist provided by LG to TxDOT along with signed certifications (utilities, ROW, Railroad), Form 1002, Bid Proposal, Specs, and final Estimate.

ROW Acquisition Status: The number of parcels acquired / total Parcels = the percentage complete.

Utility Relocation Status: The number of utility conflicts / total utilities relocated = the percentage complete.

Estimated Time for Completion of Project Phase

Please provide a Gantt or Bar chart for the project that illustrates the estimated time for completion of project phase over a period of time in relation to the time planned for the work. Having a visual representation of the project timeline will help us understand the progress and deadlines for the tasks. Please see sample bar chart attached for reference.

Safety Improvements

Please check all that Apply, this section can be a total of 10 pts.

Urban Corridor Access Management- Have Medians, turn lanes, Shoulders, Access Control, etc.

Alternative intersection design – Roundabouts, displaced or reduced left turn conflict intersections, cross overs, etc.

Pedestrian and Bike Accommodations – Protected bike lanes and intersections, visible pedestrian crossings, oversized pedestrians routes, pedestrian refuge areas, Bus stops, etc.

Project Partnership With

No Local Gov, 0 Pts – Project falls within a single political subdivision or county area only.

1 Local Gov, 5 Pts

2 or more Local Gov, 10 Pts

Provide Explanation why this project is a priority and attach required supportive doc

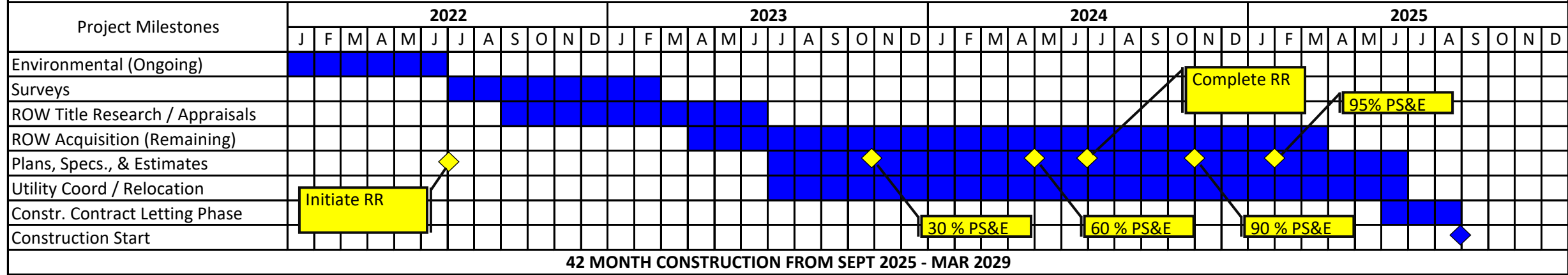
Supporting document can be need of purpose from the environmental document, Grant application purpose, or other local publication purpose.

Provide Explanation of Resiliency improvement and attach required supportive doc

According to the RGVMPPO Resilience and Sustainability Analysis - Resilience is the ability of a system or community to develop polices, practices, and projects that mitigate the lasting effects of chronic stressors. Chronic stressors represent systemic challenges such as (RGVMPO Staff please expand on this)

Sample Project (CSJ: 0921-XX-YYY)

(From HERE to THERE)





RGVMPO FY2023-2024 Transportation Alternatives Set-Aside Program Call

PREPARED FOR THE RGVMPO TAC MEETING APRIL
13, 2023

EVA L. GARCIA
PLANNER III: BIKE-PED PROGRAM COORDINATOR
EGARCIA@RGVMPO.ORG

MELANY RODRIGUEZ
PLANNER/GIS SPECIALIST
MRODRIGUEZ@RGVMPO.ORG



RGVMPO TASA Funding Summary

Amount Available	Funding Category
\$900,000	Planning Projects (minimum 10% of total funds available)
\$8,100,000	Construction Projects (maximum of 90% of total funds available)
\$9,000,000	Total RGVMPO FY2023-2024 TASA Funds available

Apportionment of Funds	Previous Fiscal Years
\$4,546,377	FY2019-2020
\$2,293,784	FY 2021-2022
\$6,840,161	Total Funds Available FY2019-2022



RGVMPO FY2023-2024 TASA Schedule of Activities

*Target dates

Date	Milestones
March 1, 2023	RGVMPO FY2023-2024 TASA Call for Projects Opens (12 p.m.).
March 15, 2023	RGVMPO TASA Program Virtual Workshop (Microsoft Teams).
March 22, 2023	RGVMPO TASA Program Virtual Workshop (Microsoft Teams).
March 31, 2023*	Responses to TASA Workshop questions posted.
April 26, 2023	Deadline to request <i>Technical Assistance</i> (5 p.m.).
May 31, 2023	Deadline to submit application/project proposals (5 p.m.).
June 2023	RGVMPO & TxDOT Staff application review (may seek clarification).
July 2023	Complete applications proceed to RGVMPO BPAC Voting Members for review.
August 2, 2023	Presentations to the RGVMPO Bicycle & Pedestrian Advisory Committee (BPAC).
August 2023	Special RGVMPO BPAC Meeting for application evaluation and project scoring.
September 14, 2023	Recommendations presented to RGVMPO Technical Advisory Committee (TAC).
September 27, 2023*	RGVMPO Transportation Policy Board (TPB) awards/programs TASA funds.



Submit Application

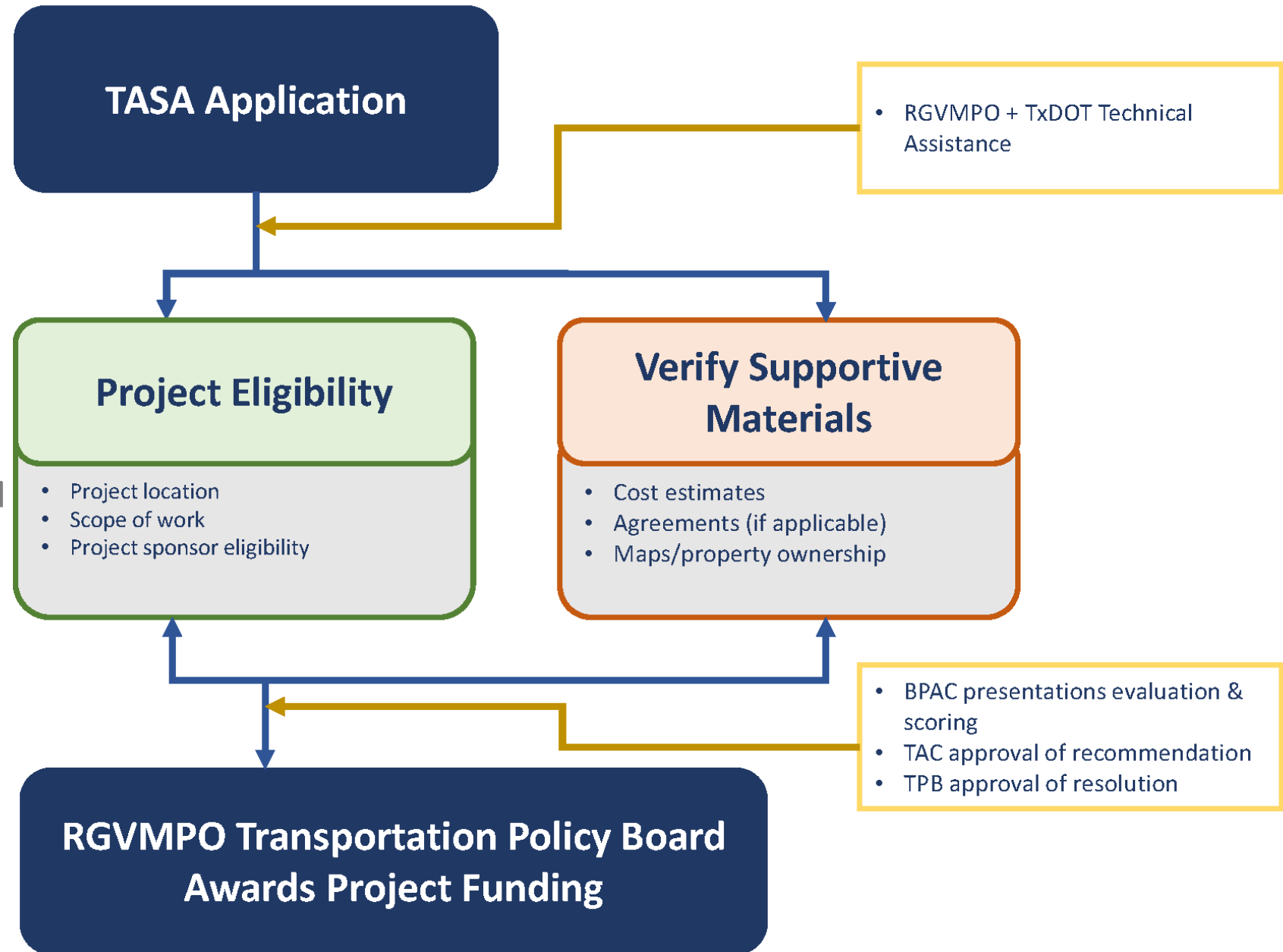
Project Sponsors submit fillable PDF application

RGVMPO + TxDOT Review

Staff reviews submittals and may seek clarification on information or request additional documentation.

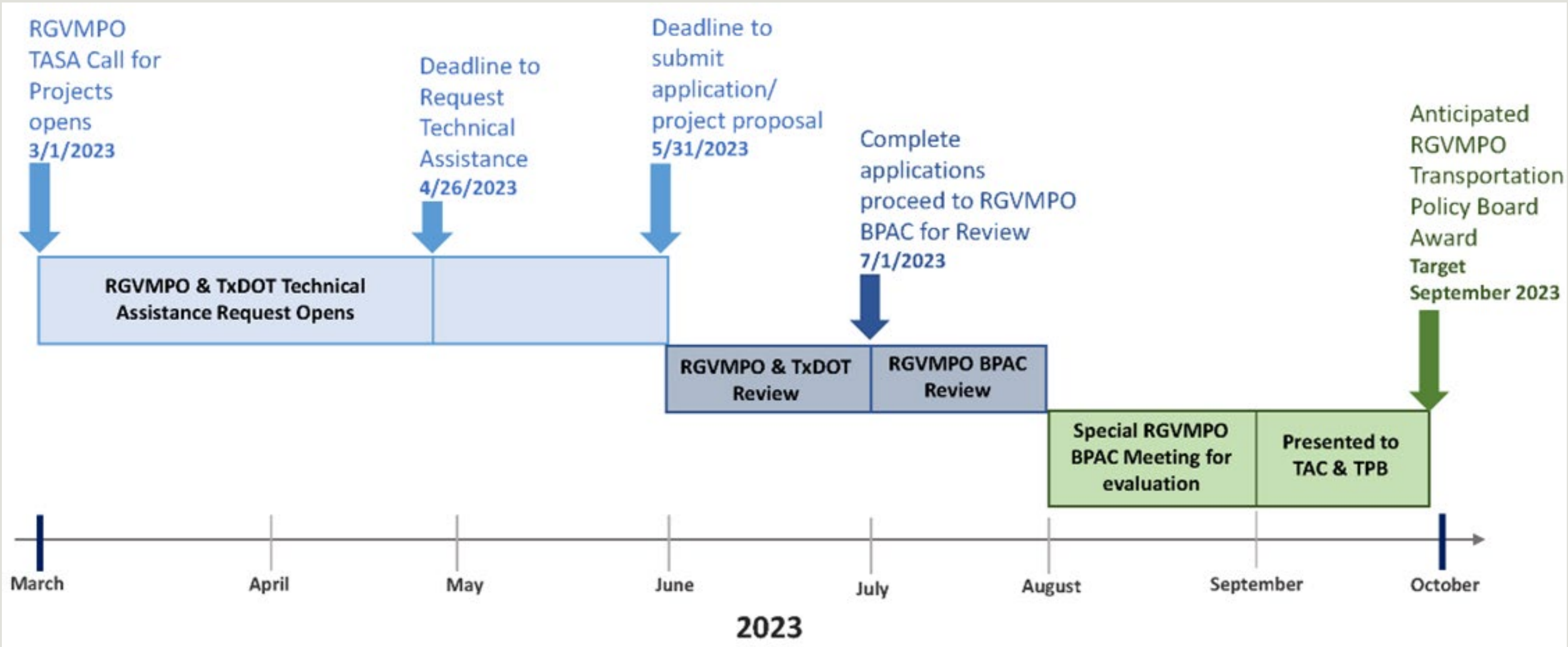
Funding Award

Policy Board action expected Fall 2023





• TASA CALL FOR PROJECTS TIMELINE + PROCESS •





FY 2023-2024 RGVMPO TASA Program Call

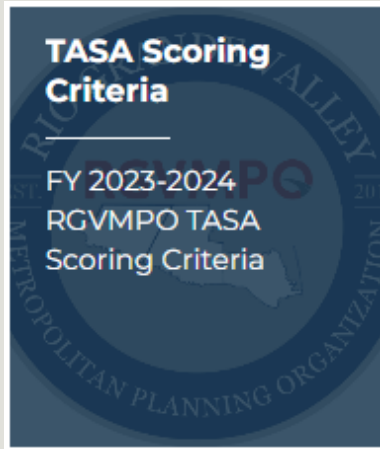
- A. [Summary of Funding Opportunity](#)
- B. [TASA Eligibility and Requirements](#)
- C. [Project Evaluation and Scoring Criteria](#)
- D. [Allowable Costs](#)
- E. [TASA Project Sponsor Workshop Schedule](#)
- F. [Selection of TA Projects by RGVMPO
Transportation Policy Board](#)
- G. [Project Elimination](#)
- H. [Project Implementation](#)
- I. [Bikeway Terminology](#)
- J. [Additional Weblinks](#)
- K. [Definitions and Terminology](#)

TASA Program Guide

FY 2023-2024
RGVMPO TASA
Program Guide



Scoring Criteria



Criteria Category	Criteria Weights	Maximum Points
Project Readiness	25%	25
Safety Benefits	25%	25
Equity	20%	20
Connectivity	30%	30
Total	100%	100

Construction & Planning Scoring Criteria			
Evaluation Criteria	Description/Factors	Evaluation Method	Evaluation Details
Project Readiness	<ul style="list-style-type: none"> •Demonstrates planning/construction project funds obligating on time. •Demonstrates the ability to advance the project to construction immediately, if selected for funding •Identifies comprehensive, detailed construction/planning cost estimate. •Meets and/or exceeds design criteria established by UD Access Board, FHWA, AASHTO, TxDOT, and/or NACTO. 	Plans, Specifications, and Estimates (PS&E)	Analysis of application responses
		Environmental Documentation	Analysis of application responses
		Right-of-Way (ROW)	Analysis of application responses
		Railroad Impacts & Utility Coordination	Analysis of application responses
Safety Benefits	<ul style="list-style-type: none"> •Demonstrated need for safety improvement and appropriate safety countermeasures. •Provides safer and/or less intimidating accommodations for walking, bicycling, and other non-motorized travel. 	Non-motorized crash count/rate	RGVMPO GIS analysis
		Proposed safety countermeasures	Analysis of application responses
		Proposed infrastructure elements	Analysis of application responses
Equity	<ul style="list-style-type: none"> •Enhances livability by improving active transportation access and improves modes choice in underserved communities. •Provides health and environmental benefits by incorporating landscaping, sidewalk design, crossing treatments, street furniture, bike racks, or lighting to encourage pedestrian and cyclists to utilize the area. •New BIL requirements state the competitive process used by MPOs must prioritize project location & impact in high-need areas as defined by the State, such as low-income, transit dependent, rural or other areas (23 U.S.C. 133 (h)(4)(D)). 	Average percent elderly	RGVMPO GIS analysis
		Average percent disabled	RGVMPO GIS analysis
		Average percent zero car household	RGVMPO GIS analysis
		Percentage living below the poverty line	RGVMPO GIS analysis
		Within a historically disadvantaged tract	RGVMPO GIS analysis
Connectivity	<ul style="list-style-type: none"> •Improves active transportation access to destinations of interest such as business districts, downtown, centers of business activity, high density residential, and/or employment centers •Supports multi-modal connections. •Eliminates barriers to pedestrians, bicycle riders, and wheelchair users. •Supports investments in local/interregional tourism, especially Texas Bicycle Tourism Trails 	Implements local/regional active transportation plans.	Analysis of application responses
		Connects to existing transportation systems (Bike/Ped/Transit)	Analysis of application responses
		Connects to public buildings, schools, and parks	Analysis of application responses
		Multi-jurisdictional connections or 10+ miles in length	Analysis of application responses
			144 Analysis of application responses



3-Part Application

PART A

- Project Proposal = page 1
- Evaluation Questions = pages 2-3

PART B

- Project Inform Form (PIF) = page 4 *budget*

PART C

- Oversight Level Special Approval (SPA) = pages 5-8





Part A

Project Proposal Pg: 1

Links:

- [RGVMPO Metropolitan Area Boundary \(MAB\)](#)
- [Tutorial for creating and sharing a google map](#)

1. Eligible Project Sponsor Category: Please select the applicable project sponsor.

SELECT

2. Project Type: Please select the project type for this project. Check all that apply.

local government

transit agency

natural resource / public land agency

school district

nonprofit

other local/regional entity

Project Sponsor Name		Organization	Date	Submittal
Point-of-Contact Person		Title		
Has the authority to commit		local match amount.		
Phone Number	Email Address			
Direct lines only please.	For grant coordination.			
TA Funding Request	Local Match	20% (incl. DSC in budget)		
Federal (80%)				
Project Name Simple yet descriptive. Short & sweet work best for future coordination. Acronyms to use for longer names will help, or explain in narrative.				
Project Description (Scope of Work) Attach location and site maps, drawings, and photographs. Here's a tutorial for creating and sharing a google map for guidance.				
<ul style="list-style-type: none"> • Clearly and simply state what funds will be used for. The scope of work described will be used for the development of the Advance Funding Agreement. • Be careful with what you're committing to deliver on. Flourishing can hurt. • Attach supplemental narrative (background, benefits of project, etc.) and label. 				
Project Length	Limits From	Limits To		
Miles (linear feet)	Street name or coordinates.		Will go to MTP/TIP.	
<p>1. Eligible Project Sponsor Category: Please select the applicable project sponsor.</p> <p>SELECT</p> <p>2. Project Type: Please select the project type for this project. Check all that apply.</p> <p><input type="checkbox"/> Multiuse Path or Protect Bike Lane</p> <p><input type="checkbox"/> Bicycle/Pedestrian Signal or Crossing</p> <p><input type="checkbox"/> Safe Routes for Non-Drivers Travel Plan Traffic Calming</p> <p><input type="checkbox"/> On-Road Bicycle Improvements</p> <p><input type="checkbox"/> Sidewalk</p> <p><input type="checkbox"/> Historical Preservation of Transportation Facility</p> <p><input type="checkbox"/> Environmental Mitigation</p> <p><input type="checkbox"/> Safe Routes Promotional Activities</p> <p><input type="checkbox"/> Vegetation Management</p> <p><input type="checkbox"/> Removal of Outdoor Advertising</p> <p><input type="checkbox"/> Bike Parking</p> <p><input type="checkbox"/> Overlooks or Viewing Areas</p> <p><input type="checkbox"/> Recreational Trails</p> <p><input type="checkbox"/> Project is a plan/study for future construction.</p> <p><input type="checkbox"/> Project will consist of construct new infrastructure and replace some existing facility.</p> <p><input type="checkbox"/> Project is 100 new construction.</p> <p><input type="checkbox"/> Other:</p>				



TxDOT Required LGP 101 Course:

TxDOT requires all "qualified" persons to successfully complete the LGPP qualification course prior to execution of AFA.

- Training & Qualification

<https://www.txdot.gov/business/resources/lgp/training-and-qualification.html>

- Training Catalog (All session availability information & Enrollment Form)

<https://www.txdot.gov/business/resources/training/training-catalog.html#?view=list¤tPage=1&courseId=LGP101&searchCourseTitle=lgp101&searchCourseCode=&sessionFilter=all>

RGVMPO recommends having more than one qualified (trained/certified) person on staff.



Local Government Project Procedures

Advanced Funding Agreements

Local Government (LG) Project Management Guide

LG Projects Frequently Used Forms & Documents

LG Project Development & Delivery Checklist

Local Government Project Development & Delivery Checklist							
Project CSJ#:		Project Info:					
Local Government:		TxDOT District:					
Item	Description	Not Applicable	Plans or Project Manual Page No.	Task Completion Verified By LG (insert name below):	LG Date Verified	Task Completion Verified By TxDOT (insert name below):	TxDOT Date Verified
2	Project Initiation						
2.2.4	LG Project Oversight						
1	Oversight Level Special Approval, Part A is completed by LG and provided to TxDOT.						
2	Oversight Level Special Approval, Part B is completed by TxDOT, including confirmation of the LG's most recent Overall Risk Score and date.						
2.3.3	Responsible Person in Charge (RPIC)						
1	Documentation of District RPIC assignment.						
2	Documentation of LG RPIC assignment.						
2.3.4	Qualified Person						
1	Documentation of LG Qualified person.						
2.3.5	Initial Project Coordination						
1	Documentation of Initial Project Meeting - minutes and roster.						
2	Appropriate project designation and agency information in TxDOTCONNECT resources tab.						
2.4	Advance Funding Agreement (AFA)						
1	LG DUNS # and Zip Code +4 provided to TxDOT district.						
2	District verifies DUNS # and forwards DUNS # and Zip Code +4 to FIN-LM.						
3	AFA map of project matches PS&E layout.						
4	Project budget and description matches TxDOT finance information (TxDOTCONNECT).						
5	Engineering design guidelines for geometrics are specified (e.g. AASHTO, TxDOT, ADAAG, etc.).						
6	Clear statement of project development responsibilities between TxDOT and LG (ROW mapping and acquisition, utility relocation, environmental, design, construction).						
7	Statement of applicability of LGPP and need for "Qualified Person."						
8	Statement of latest allowable letting date (if responsibility of LG) or risk of having funding withdrawn.						
9	Statement of milestones LG must accomplish including dates to allow project to be added to TxDOT's 24-month						
10	On MPO agreements, statement that CMAQ funds (if applicable) may be withdrawn if not committed to project that advances within a specified year.						
11	Document signed and dated by appropriate signing authority for LG and TxDOT.						
12	Statement indicating if there is any retainage withheld from LG on interim reimbursements.						
13	All amendments to AFA meet above requirements.						
2.5	State Letter of Authority (SLOA)						
1	SLOA for PE on file prior to commencing work.						
2	If federal aid, FPAA on file prior to commencing work.						
2.6	Project Accounting						
1	Appropriate invoicing frequency from LG.						
2	Appropriate review and approval of invoicing.						
3	Non-Construction Projects						
3.2	Professional Services Procurement						
1	TxDOT pre-approval of LG written procurement process.						
a.	Preparation of Scope (size & complexity of project).						
b.	Evaluation factors for ranking/selection of consultant.						
c.	Use of selection committee, if any, and details regarding evaluation and selection.						

Transportation Alternatives Set-Aside Program

[Print](#) [Feedback](#) [Share & Bookmark](#) Font Size: [+](#) [-](#)

The RGVMPPO is currently opening the FY 2023-2024 Transportation Alternatives Set-Aside (TASA) Program Call

In consultation with the Texas Department of Transportation (TxDOT), the RGVMPPO is responsible for selecting projects for TA funding, through a competitive process (23 U.S.C. 133(h)(4)(C)). A competitive process should allow project sponsors to understand the project selection evaluation criteria and how projects will be evaluated.

TASA Program Guide
FY 2023-2024
RGVMPPO TASA
Program Guide

TASA Scoring Criteria
FY 2023-2024
RGVMPPO TASA
Scoring Criteria

TASA Application
FY 2023-2024
RGVMPPO TASA
Application


FORM

[Technical Assistance Request Form](#)

Email comments, feedback, or questions to Eva L. Garcia, Planner III: BikePed Program Coordinator, at egarcia@rgvmppo.org, and Melany Rodriguez, GIS Specialist/Planner I, at mrodriguez@rgvmppo.org.

Transportation Alternative Set-Aside Workshops

- [Meeting #1 Presentation \(3.15.23\)](#)
- [Meeting #2 \(3.22.23\) at 1:30PM - 3PM](#)



**• April 26, 2023
@ 5:00 PM •**

**Deadline to
Request
Technical
Assistance**

Technical Assistance Request Form

To request technical assistance for the RGVMPPO Program Call, please fill out this form below.

*** Name**

First Name Last Name

*** Title** [?](#)

200 characters

Entity [?](#)

200 characters

*** Email**

*** Contact number**

(111) 111 111 111

Available Date and Time to meet


Alternate available Date and Time to meet

*** Request Description** [?](#)

2000 Character limit

Please provide any supported attachments, if necessary.
 BROWSE... **CLEAR** [+](#)
Maximum size allowed: 5 MB
Maximum number of files allowed: 2
Allowed types: .jpg, .jpeg, .png, .doc, .docx, .xls, .xlsx, .pdf

To receive a copy of your submission, please fill out your email address below and submit.
Email Address

I'm not a robot 
reCAPTCHA
Privacy - Terms

149

[Review](#) [Submit](#)

RIO GRANDE VALLEY MPO FY 2022-2023 UPWP

TASK NAME	UPWP TASK	UPWP Budget	FY 2022 Budget	Adjusted Amount	FY 2022 ADJUSTED BUDGET	October	November	December	January	February	March	April	May	June	July	August	September	FY 2022 TOTAL	FY 2022 BALANCE
						2021	2021	2021	2022	2022	2022	2022	2022	2022	2022	2022	2022	2022	2022
MPO Administration	1.1	\$1,387,085.50	\$693,542.75		\$693,542.75	\$27,797.47	\$61,556.82	\$115,726.24	\$45,963.19	\$58,880.29	\$73,428.53	\$57,211.60	\$39,433.63	\$79,689.75	\$76,285.47	\$58,368.09	\$47,342.88	\$741,683.96	\$48,141.21
Public Participation Plan	1.2	\$168,638.32	\$84,319.16		\$84,319.16	\$572.20	\$890.10	\$1,494.10	\$254.58	\$1,384.54	\$2,097.78	\$2,491.12	\$3,097.39	\$1,576.02	\$3,393.64	\$3,248.60	\$1,086.25	\$21,586.32	\$62,732.84
Training for TAC & TPC	1.3	\$4,289.66	\$2,144.83		\$12,144.83	\$0.00	\$0.00	\$0.00	\$0.00	\$0.00	\$78.63	\$1,113.82	\$0.00	\$0.00	\$0.00	\$0.00	\$0.00	\$1,192.45	\$10,952.38
Computer Purchases	1.4	\$130,924.70	\$65,462.35		\$65,462.35	\$1,500.00	\$260.75	\$4,084.05	\$1,500.00	\$835.00	\$13,350.00	\$7,679.80	\$9,246.13	\$750.00	\$7,430.44	\$750.00	\$2,313.66	\$49,699.83	\$15,762.52
Staff Development	1.5	\$103,393.32	\$51,696.66		\$51,696.66	\$8,151.79	\$295.00	\$199.68	\$5,191.32	\$15,431.68	\$8,224.04	\$18,846.59	\$34,022.30	\$16,836.33	\$7,362.77	\$1,914.49	\$4,306.82	\$120,782.81	\$69,086.15
Demographic Data	2.1	\$132,638.32	\$66,319.16		\$66,319.16	\$0.00	\$0.00	\$0.00	\$0.00	\$0.00	\$0.00	\$1,544.37	\$3,554.85	\$5,022.45	\$5,332.28	\$4,890.48	\$1,853.24	\$22,197.67	\$44,121.49
Title VI Civil Rights Evaluation	2.2	\$75,793.32	\$37,896.66		\$37,896.66	\$0.00	\$0.00	\$0.00	\$0.00	\$0.00	\$0.00	\$0.00	\$0.00	\$0.00	\$0.00	\$0.00	\$0.00	\$0.00	\$37,896.66
Model Work	2.3	\$227,379.96	\$113,689.98		\$63,689.98	\$0.00	\$38.13	\$304.97	\$2,538.04	\$8,110.80	\$6,598.64	\$2,866.93	\$2,639.43	\$823.67	\$2,509.58	\$1,338.47	\$0.00	\$27,768.66	\$35,921.32
Land Use Map	2.4	\$113,689.98	\$56,844.99		\$56,844.99	\$11,016.29	\$21,515.67	\$3,084.04	\$6,158.87	\$15,818.87	\$10,630.42	\$13,078.93	\$10,744.09	\$8,977.93	\$13,913.32	\$12,061.49	\$3,519.27	\$130,519.19	\$73,674.20
Service Coordination	3.1	\$77,093.32	\$38,546.66		\$38,546.66	\$3,650.85	\$5,086.21	\$3,942.36	\$78.16	\$1,912.66	\$686.31	\$0.00	\$0.00	\$0.00	\$0.00	\$0.00	\$15.63	\$15,372.18	\$23,174.48
Planning Assistance	3.2	\$171,684.98	\$85,842.49		\$85,842.49	\$9,709.83	\$15,983.16	\$25,744.22	\$14,959.38	\$10,138.61	\$1,022.10	\$3,627.44	\$6,356.35	\$9,068.96	\$19,753.87	\$11,728.96	\$6,260.00	\$134,352.88	\$48,510.39
Complete Streets Planning	3.4	\$0.00	\$0.00		\$30,000.00	\$0.00	\$0.00	\$0.00	\$0.00	\$0.00	\$0.00	\$0.00	\$0.00	\$0.00	\$0.00	\$1,263.57	\$1,931.86	\$3,195.43	\$26,804.57
Resiliency Planning	3.5	\$0.00	\$0.00		\$0.00	\$0.00	\$0.00	\$0.00	\$0.00	\$0.00	\$0.00	\$0.00	\$0.00	\$0.00	\$0.00	\$0.00	\$0.00	\$0.00	\$0.00
Performance-Base Planning	3.6	\$0.00	\$0.00		\$0.00	\$0.00	\$0.00	\$0.00	\$0.00	\$0.00	\$0.00	\$0.00	\$0.00	\$0.00	\$0.00	\$0.00	\$0.00	\$0.00	\$0.00
Project Selection Criteria	4.1	\$37,896.66	\$18,948.33		\$18,948.33	\$0.00	\$0.00	\$0.00	\$0.00	\$482.97	\$1,931.86	\$0.00	\$0.00	\$0.00	\$0.00	\$0.00	\$0.00	\$2,414.83	\$16,533.50
Bike And Pedestrian	4.2	\$304,773.28	\$152,386.64		\$152,386.64	\$1,416.08	\$4,905.40	\$7,997.15	\$3,897.50	\$6,563.51	\$9,936.35	\$8,903.09	\$8,007.32	\$5,444.55	\$6,723.38	\$7,453.60	\$56,996.19	\$128,244.12	\$24,142.52
Truck Route & Freight Planning	4.3	\$37,896.66	\$18,948.33		\$18,948.33	\$156.13	\$228.73	\$0.00	\$0.00	\$322.03	\$157.24	\$78.63	\$0.00	\$0.00	\$0.00	\$78.63	\$0.00	\$1,021.39	\$17,926.94
County Thoroughfare Plan	4.4	\$38,146.66	\$19,073.33		\$19,073.33	\$0.00	\$0.00	\$0.00	\$0.00	\$0.00	\$623.83	\$0.00	\$0.00	\$0.00	\$0.00	\$841.46	\$0.00	\$1,465.29	\$17,608.04
Metropolitan Transportation Plan	4.5	\$193,133.30	\$96,566.65		\$96,566.65	\$708.04	\$0.00	\$702.59	\$194.46	\$3,132.14	\$8,604.04	\$6,817.01	\$6,888.58	\$5,355.79	\$12,101.40	\$7,152.78	\$4,192.38	\$55,849.21	\$40,717.44
Regional Transit Plan	5.1	\$37,896.66	\$18,948.33		\$18,948.33	\$0.00	\$38.13	\$0.00	\$0.00	\$0.01	\$0.00	\$0.00	\$101.05	\$0.00	\$0.00	\$0.00	\$0.00	\$139.17	\$18,809.16
Incident Management & Safety Study	5.2	\$18,948.34	\$9,474.17		\$9,474.17	\$0.00	\$0.00	\$0.00	\$0.00	\$0.00	\$0.00	\$0.00	\$0.00	\$0.00	\$0.00	\$0.00	\$0.00	\$0.00	\$9,474.17
Congestion Data Collection	5.3	\$289,796.66	\$144,898.33		\$244,898.33	\$0.00	\$0.00	\$961.88	\$0.00	\$0.00	\$0.00	\$39,910.71	\$36,579.77	\$33,546.97	\$0.00	\$38,286.23	\$43,938.31	\$193,223.87	\$51,674.46
Corridor Study	5.4	\$175,000.00	\$156,051.67		\$18,948.33	\$0.00	\$0.00	\$0.00	\$0.00	\$0.00	\$0.00	\$0.00	\$0.00	\$0.00	\$39.32	\$0.00	\$0.00	\$39.32	\$18,909.01
Traffic Counts	5.5	\$18,948.34	\$9,474.17		\$9,474.17	\$0.00	\$0.00	\$0.00	\$0.00	\$0.00	\$0.00	\$692.74	\$154.44	\$0.00	\$0.00	\$0.00	\$0.00	\$847.18	\$8,626.99
Totals		\$3,745,047.94	\$1,941,075.64		\$1,893,972.30	\$64,678.68	\$110,798.10	\$164,241.28	\$80,735.50	\$123,013.09	\$137,369.77	\$164,862.78	\$160,825.33	\$167,092.42	\$154,845.47	\$148,535.39	\$174,597.95	\$1,651,595.76	\$242,376.54

TASK NAME	UPWP TASK	UPWP Budget	FY 2023 Budget	Adjusted Amount	FY 2023 ADJUSTED BUDGET	October	November	December	January	February	March	April	May	June	July	August	September	FY 2023 TOTAL	FY 2023 BALANCE
						2022	2022	2022	2023	2023	2023	2023	2023	2023	2023	2023	2023	2023	2023
MPO Administration	1.1	\$1,387,085.50	\$693,542.75		\$693,542.75	\$31,102.01	\$48,293.17	\$81,539.43	\$39,970.94	\$65,982.33	\$60,037.00							\$326,924.88	\$366,617.87
Public Participation Plan	1.2	\$168,638.32	\$84,319.16		\$84,319.16	\$2,793.52	\$5,342.34	\$3,337.99	\$6,137.51	\$966.25	\$0.00							\$18,577.61	\$65,741.55
Training for TAC & TPC	1.3	\$4,289.66	\$2,144.83		\$2,144.83	\$0.00	\$0.00	\$0.00	\$0.00	\$0.00	\$0.00							\$0.00	\$2,144.83
Computer Purchases	1.4	\$130,924.70	\$65,462.35		\$65,462.35	\$58,509.99	\$2,363.80	\$7,765.31	\$8,220.00	\$8,433.74	\$8,567.80							\$93,860.64	\$28,398.29
Staff Development	1.5	\$103,393.32	\$51,696.66		\$51,696.66	\$5,055.12	\$22,145.23	\$4,730.42	\$6,865.43	\$8,514.12	\$6,466.66							\$53,776.98	\$2,080.32
Demographic Data	2.1	\$132,638.32	\$66,319.16		\$66,319.16	\$823.67	\$1,184.00	\$0.00	\$0.00	\$0.00	\$0.00							\$2,007.67	\$64,311.49
Title VI Civil Rights Evaluation	2.2	\$75,793.32	\$37,896.66		\$37,896.66	\$0.00	\$0.00	\$0.00	\$0.00	\$0.00	\$0.00							\$0.00	\$37,896.66
Model Work	2.3	\$227,379.96	\$113,689.98		\$63,689.98	\$0.00	\$1,750.28	\$1,184.01	\$0.00	\$0.00	\$0.00							\$2,934.29	\$60,755.69
Land Use Map	2.4	\$113,689.98	\$56,844.99		\$56,844.99	\$2,617.45	\$6,602.41	\$15,329.48	\$7,392.19	\$4,580.94	\$5,464.55							\$41,987.02	\$14,857.97
Service Coordination	3.1	\$77,093.32	\$38,546.66		\$38,546.66	\$0.00	\$0.00	\$742.10	\$0.00	\$0.00	\$1,258.85							\$2,000.95	\$36,545.71
Planning Assistance	3.2	\$171,684.98	\$85,842.49		\$335,842.49	\$5,808.06	\$7,878.18	\$15,211.12	\$9,589.41	\$12,232.24	\$14,366.30							\$65,085.31	\$270,757.18
Complete Streets Planning	3.4	\$0.00	\$90,000.00		\$90,000.00	\$1,179.32	\$2,232.33	\$2,611.41	\$2,039.00	\$2,437.29	\$4,094.60							\$14,593.95	\$75,406.05
Resiliency Planning	3.5	\$0.00	\$325,000.00		\$325,000.00	\$0.00	\$0.00	\$0.00	\$0.00	\$9,447.66	\$0.00							\$9,447.66	\$315,552.34
Performance-Base Planning	3.6	\$0.00	\$250,000.00		\$250,000.00	\$0.00	\$0.00	\$0.00	\$0.00	\$0.00	\$13,337.85							\$13,337.85	\$236,662.15
Project Selection Criteria	4.1	\$37,896.66	\$18,948.33		\$18,948.33	\$0.00	\$0.00	\$0.00	\$999.71	\$6,415.93	\$4,805.79							\$12,221.43	\$6,726.90
Bike And Pedestrian	4.2	\$304,773.28	\$152,386.64		\$152,386.64	\$4,954.14	\$6,363.02	\$8,913.35	\$5,817.49	\$10,709.37	\$9,849.81							\$46,607.18	\$105,779.46
Truck Route & Freight Planning	4.3	\$37,896.66	\$18,948.33		\$18,948.33	\$0.00	\$1,442.20	\$0.00	\$0.00	\$0.00	\$0.00							\$1,442.20	\$17,506.13
County Thoroughfare Plan	4.4	\$38,146.66	\$19,073.33		\$19,073.33	\$535.39	\$40.24	\$0.00	\$0.00	\$127.25	\$0.00							\$702.88	\$18,370.45
Metropolitan Transportation Plan	4.5	\$193,133.30	\$96,566.65		\$96,566.65	\$5,289.04	\$6,202.14	\$10,935.05	\$3,792.98	\$6,365.24	\$3,487.67							\$36,072.12	\$60,494.53
Regional Transit Plan	5.1	\$37,896.66	\$18,948.33		\$18,948.33	\$0.00	\$0.00	\$154.44	\$0.00	\$0.00	\$864.35							\$1,018.79	\$17,929.54
Incident Management & Safety Study	5.2	\$18,948.34	\$9,474.17		\$9,474.17	\$0.00	\$0.00	\$0.00	\$0.00	\$0.00	\$0.00							\$0.00	\$9,474.17
Congestion Data Collection	5.3	\$289,796.66	\$144,898.33		\$144,898.33	\$0.00	\$52,294.25	\$36,299.57	\$2,218.86	\$124,620.44	\$0.00							\$215,433.12	\$70,534.79
Corridor Study	5.4	\$175,000.00	\$18,948.33		\$200,000.00	\$0.00	\$0.00	\$80.63	\$0.00	\$0.00	\$31,056.19							\$31,136.82	\$168,863.18
Traffic Counts	5.5	\$18,948.34	\$9,474.17		\$9,474.17	\$0.00	\$0.00	\$0.00	\$0.00	\$815.86	\$0.00							\$815.86	\$8,658.31
Totals		\$3,745,047.94	\$2,468,972.30		\$2,850,023.97	\$118,667.71	\$164,133.59	\$188,834.31	\$93,043.52	\$261,648.66	\$163,657.42	\$0.00	\$0.00	\$0.00				\$989,985.21	\$1,860,038.76

FY 2022 Task	Adjusted upwp	Total Spent	% of adjust. Budget spent	Amount we should've spent	Difference	FY 2023 Task	Adjusted upwp	Total Spent	% of adjust. Budget spent	Amount we should've spent	Difference
1	\$907,165.75	\$934,945.37	103.06%	\$907,166	(\$27,780)	1	\$897,165.75	\$493,140.11	54.97%	\$448,583	(\$44,557)
2	\$224,750.79	\$180,485.52	80.30%	\$224,751	\$44,265	2	\$224,750.79	\$46,928.98	20.88%	\$112,375	\$65,446
3	\$154,389.15	\$149,725.06	96.98%	\$154,389	\$4,664	3	\$1,039,389.15	\$67,086.26	6.45%	\$519,695	\$452,608
4	\$305,923.28	\$188,994.84	61.78%	\$305,923	\$116,928	4	\$305,923.28	\$97,045.81	31.72%	\$152,962	\$55,916
5	\$301,743.33	\$194,249.54	64.38%	\$301,743	\$107,494	5	\$382,795.00	\$248,404.59	64.89%	\$191,398	(\$57,007)
Totals	\$1,893,972.30	\$1,648,400.33	87.03%	\$1,893,97							



MEMO

April 26, 2023

To: Rio Grande Valley M.P.O.

From: Andres Espinoza, P.E. / Hector Siller, P.E.
San Benito Area Engineer / Pharr Area Engineer

Subject: Project Status (Cameron County & Hidalgo County)

CAMERON COUNTY CONSTRUCTION

1. PR 100 (0331-04-069) – Queen Isabella Causeway
Bridge Widening or Rehabilitation
Est. Cost: \$9,934,198
96.96% Complete
Contractor: Southern Road & Bridge, LLC
Estimated Completion Date: June 2023
2. IH-69E (0039-07-256, etc.) – Whalen Rd. to FM 2994
Construct Concrete Sidewalks, Ramps, Curbs, Signage & Striping
Est. Cost: \$1,135,328
90.59% Complete
Contractor: Earthwork Enterprise
Estimated Completion Date: April 2023
3. SH 100 (0331-01-052) – Mesquite St to 567 ft East of Ebanos St
Rehabilitation of existing roadway
Est. Cost: \$4,728,315.84
67.87% Complete
Contractor: Foremost Paving, Inc.
Estimated Completion Date: May 2023
4. FM 1846 (1065-02-039) – San Jose Ranch to Bus 77
Rehabilitate of Existing Roadway
Est. Cost: \$3,889,216
92.29% Complete
Contractor: Texas Cordia Construction, LLC
Estimated Completion Date: April 2023
5. South Parallel Corridor (0921-06-252) – FM 509 to FM 2520
New Roadway Construction
Est. Cost: \$8,368,925
76.35% Complete
Contractor: Foremost Paving, Inc.
Estimated Completion Date: August 2023
6. FM 3069 (3093-01-002) – FM 510 to FM 2480
Rehabilitate to Add Shoulders
Est. Cost: \$5,289,301
43.62% Complete
Contractor: Foremost Paving, Inc.
Estimated Completion Date: November 2023

OUR VALUES: *People • Accountability • Trust • Honesty*
OUR MISSION: *Connecting You With Texas*

An Equal Opportunity Employer

7. Rehabilitate Roadway – CSJ: 0872-04-030, etc.
Limits: 3 Locations throughout Cameron County (FM 506 from BUS 83 to FM 3067, FM 800 from FM 1479 to FM 509 & FM 1479 from FM 800 to FM 675)
Est. Cost: \$16,015,772 Contractor: Foremost Paving, Inc.
7.91% Complete Estimated Completion Date: May 2025
8. Preventative Maintenance Project – Overlays – CSJ: 0039-12-259, etc
Limits: 4 Locations (Bus 77 from South LP 499 to IH-69E South & SS 206 from IH-69E to SL 499)
Est. Cost: \$7,264,154 Contractor: Foremost Paving, Inc.
54.71% Complete Estimated Completion Date: August 2023
9. Replace Bridge & Reconstruct Approaches – CSJ: 0921-06-306, etc
Limits: 2 Locations in Cameron & Willacy County – (Owens at 0.10 Mi S of SH 4 @ Resaca De La Guerra & CR 180 at 0.6 Mi S of FM 176)
Est. Cost: \$1,475,968 Contractor: Foremost Paving, Inc.
.22% Complete Estimated Completion Date: February 2024
10. Bridge Replacement Project – CSJ: 0921-06-302, etc
Limits: 2 Locations in Cameron County & Hidalgo County – (Teege Rd., 0.30 Mi W of JCT IH-69E & Doolittle Rd from 1.71 Mi N of FM 1925)
Est. Cost: \$2,309,683 Contractor: Lucania, LLC
0.00% Complete Estimated Completion Date: October 2023

HIDALGO COUNTY CONSTRUCTION

11. Border Safety Inspection Facility (BSIF) (0921-02-173) - US Customs to US 281
Construction of Border Safety Inspection Facility (BSIF)
Est. Cost: \$20,172,428 Contractor: Anderson Columbia Co., Inc.
90% Complete Estimated Completion Date: May 2023
12. US 83 Relief Route (0039-02-040) – FM 2221 to 0.85 Miles East of FM 886
New Location Expressway Facility
Est. Cost: \$97,457,423.00 Contractor: Anderson Columbia Co., Inc.
94% Complete Estimated Completion Date: August 2023
13. SH 107 (0342-01-074) - IH 69C to FM 493
Widen to 6 lane divided urban roadway
Est. Cost: \$21,387,479 Contractor: Foremost Paving, Inc.
48% Complete Estimated Completion Date: August 2023

14. US 83 Relief Route Phase II (0039-02-063, etc) – FM 2221 to 0.28 Mi W of Showers Road
Construct new location expressway facility
Est. Cost: \$95,994,023 Contractor: Pulice Construction, Inc.
99% Complete Estimated Completion Date: April 2023

15. FM 3072 (3098-01-016) – FM 2061 to Veterans Blvd
Rehabilitation of Existing Roadway
Est. Cost: \$6,468,134 Contractor: Texas Cordia Construction, LLC
90% Complete Estimated Completion Date: April 2023

16. Safety Improvement Project – CSJ: 0921-02-483
Install Warning/Guide Signs, Install Pavement Markings
Limits: Various Locations throughout Hidalgo County
Est. Cost: \$1,287,240.20 Contractor: Austin Traffic Signal
90% Complete Estimated Completion Date: October 2023

17. FM 907 – CSJ: 1586-01-079
Rehabilitation of Existing Roadway
Limits: FM 3072 to US 281
Est. Cost: \$5,127,399 Contractor: Foremost Paving
80% Complete Estimated Completion Date: February 2024

18. Business 83 – CSJ: 0039-04-130, etc.
Hazard Elimination & Safety
Limits: 19 Locations – Districtwide
Est. Cost: \$2,470,981 Contractor: Austin Traffic Signal
1% Complete Estimated Completion Date: June 2024

19. FM 491 – CSJ: 0861-01-068
Reconstruct and Widen Roadway
Limits: CR 1390 to FM 1425
Est. Cost: \$4,284,358 Contractor: Asago, LLC
43% Complete Estimated Completion Date: November 2023

20. Nittler Road – CSJ: 0921-02-445, etc.
Bridge Replacement Project
Limits: (west side) 1.25 Mile W of FM 88 & (east side) 0.2 Mile W of FM 88
Est. Cost: \$1,554,169 Contractor: Foremost Paving, Inc.
65% Complete Estimated Completion Date: February 2024

21. FM 907 – CSJ: 1586-01-089, etc
Install Traffic Signal
Limits: 7 Locations Districtwide
Est. Cost: \$1,313,573 Contractor: D&G Energy Corporation
1% Complete Estimated Completion Date: September 2023

- 22. Preventative Maintenance Project – CSJ: 0528-01-121, etc.
Overlays
Limits: 3 Locations throughout Hidalgo and Cameron Counties
Est. Cost: \$5,739,476.01 Contractor: IOC
72% Complete Estimated Completion Date: April 2023
- 23. Bridge Replacement Project – CSJ: 0862-01-057, etc
Limits: 2 Locations in Cameron & Hidalgo Counties
Est. Cost: \$1,917,663.50 Contractor: Texas Cordia, LLC
6% Complete Estimated Completion Date: September 2023
- 24. FM 676 – CSJ: 1064-01-032
Widen to four lane divided
Limits: SH 364 to SH 107
Est. Cost: \$15,880,158.30 Contractor: Texas Cordia, LLC
0% Complete Estimated Completion Date: February 2025

CAMERON COUNTY DESIGN

- A. IH-69E – CSJ: 0039-07-257
North Bound & South Bound Ramp Reversal
Limits: Industrial Blvd. to Loop 499 (Primera Rd.)
Estimated Cost: \$4,568,744
Tentative Letting Date: March 2023
- B. Median Barrier Installation – CSJ: 0220-07-068, etc
Limits: 2 Locations along SH 48 and IH-69C
Estimated Cost: \$383,708
Tentative Letting Date: April 2023
- C. SH 4 – CSJ: 1504-01-037
Rehabilitate Existing Roadway
Limits: IH-69E to SH 48
Estimated Cost: \$14,785,273
Tentative Letting Date: July 2023
- D. Install Traffic Signals – CSJ: 0220-04-059, etc
Limits: 3 Locations throughout Cameron County
Estimated Cost: \$701,027
Tentative Letting Date: July 2023
- E. SH 107 – CSJ: 0342-03-037
Rehabilitate Existing Roadway
Limits: from Louisiana St. to Hooks E. Hodges St.
Estimated Cost: \$4,345,538
Tentative Letting Date: August 2023

- F. Los Indios Int'l Bridge BSIF – CSJ: 0921-06-359
Construct Border Safety Inspection Facility (BSIF)
Limits: Los Indios Int'l Bridge GSA Facility
Estimated Cost: \$3,808,545
Tentative Letting Date: August 2023

- G. Dixieland Rd – CSJ: 0921-06-356
Install Safety Lighting
Limits: Garret Rd to FM 1479
Estimated Cost: \$459,523
Tentative Letting Date: August 2023

- H. Installation of Rumble Strips – CSJ: 0039-07-260, etc.
Limits: 4 Locations along IH-69E & SH 186
Estimated Cost: \$1,028,188
Tentative Letting Date: August 2023

- I. Texas Parks & Wildlife Project – Seal Coats – CSJ: 0921-06-269, etc.
Limits: 2 Locations within World Birding Center & Las Palomas WMA
Estimated Cost: \$139,077
Tentative Letting Date: September 2023

- J. FM 510 – CSJ: 1057-03-045
Rehabilitate Existing Roadway
Limits: FM 3462 to FM 1847
Estimated Cost: \$14,829,774
Tentative Letting Date: September 2023

- K. Preventative Maintenance Project – Seal Coats – CSJ: 0684-01-073, etc.
Limits: 15 Locations throughout Cameron & Willacy Counties
Estimated Cost: \$2,485,189
Tentative Letting Date: September 2023

HIDALGO COUNTY DESIGN

- L. IH-69C – CSJ: 0255-07-148
Median Barrier Installation
Limits: 0.29 Miles South of FM 490 Overpass to FM 490 Overpass
Estimated Cost: \$106,760
Tentative Letting Date: April 2023

- M. SP 115 – CSJ: 1804-01-084, etc
Install Cable Barrier
Limits: 3 projects in Hidalgo County (SP 115, UP 281 & SH 107)
Estimated Cost: \$1,243,979
Tentative Letting Date: June 2023

- N. Overlays – CSJ: 0255-08-111, etc
Limits: 3 Locations (Willacy & Hidalgo County – on IH-69C from Trenton Rd to SH 107 & SH 495 from FM 1426 to FM 907)
Estimated Cost: \$6,684,113
Tentative Letting Date: June 2023

- O. Overlay – CSJ: 1804-01-082
Limits: 3 Locations in Hidalgo County
Estimated Cost: \$8,646,046
Tentative Letting Date: June 2023

- P. FM 2220 – CSJ: 2094-01-071
Install Raised Median
Limits: Neuhaus Dr to Augusta Ave
Estimated Cost: \$1,384,185
Tentative Letting Date: June 2023

- Q. Safety Projects– CSJ: 0669-03-029, etc
Install Advanced Warning Signs & Safety Lighting & Install Traffic Signal
Limits: 4 Locations in Hidalgo County
Estimated Cost: \$830,644
Tentative Letting Date: June 2023

- R. Intersection Flashing Beacon Project – CSJ: 0921-02-484, etc.
Limits: 6 Locations throughout Hidalgo and Cameron Counties
Estimated Cost: \$338,994
Tentative Letting Date: July 2023

- S. FM 1925 – CSJ: 1803-02-049
Install Traffic Signal
Limits: @ M Rd / Gwin Rd
Estimated Cost: \$434,024
Tentative Letting Date: July 2023

- T. FM 1425 – CSJ: 1428-01-027, etc
Rehabilitate Roadway
Limits: 3 Locations (SH 107 to BUS 83 & SH 107 to Mile 12 N Rd)
Estimated Cost: \$11,713,874
Tentative Letting Date: July 2023

- U. Freddy Gonzalez Dr – CSJ: 0921-02-500, etc.
Install Traffic Signal
Limits: 2 Locations (Freddy Gonzalez Dr from 0.1 Miles West of Mon Mack Rd to 0.1 Miles East of Mon Mack Rd & M Rd from at Mile 17 ½ N Rd)
Estimated Cost: \$245,922
Tentative Letting Date: July 2023

- V. Safety Projects – CSJ: 0921-02-508, etc.
Install Advanced Warning Signs & Safety Lighting
Limits: 2 locations in Hidalgo County (Miles 2 Rd & Mile 3 Rd)
Estimated Cost: \$272,916
Tentative Letting Date: August 2023

- W. Safety Projects– CSJ: 0669-03-029, etc
Install Advanced Warning Signs & Safety Lighting & Install Traffic Signal
Limits: 4 Locations in Hidalgo County
Estimated Cost: \$830,644
Tentative Letting Date: June 2023

- X. FM 2812 – CSJ: 2831-01-016
Add Left Turn Lane
Limits: from IH-69C to 0.1 Miles East of Jackpot Blvd.
Estimated Cost: \$472,173
Tentative Letting Date: August 2023

- Y. FM 1015 – CSJ: 1228-03-050
Rehabilitate Roadway
Limits: Mile 9 to IH-2
Estimated Cost: \$6,300,000
Tentative Letting Date: September 2023

- Z. SH 107 – CSJ: 0342-01-093
Operational Improvements & Rehabilitation
Limits: BUS 281W to IH-69C
Estimated Cost: \$19,710,310
Tentative Letting Date: September 2023

- AA. Preventative Maintenance Project - Seal Coats – CSJ: 0039-18-123, etc
Limits: 13 Locations in Brooks, Hidalgo, Jim Hogg, Starr & Zapata Counties
Estimated Cost: \$4,931,109
Tentative Letting Date: September 2023

- BB. FM 1015 – CSJ: 1228-03-051
Rehabilitate Roadway
Limits: IH-2 to 2.584 Miles South of IH-2
Estimated Cost: \$11,657,350
Tentative Letting Date: September 2023

- CC. FM 676 – CSJ: 1064-01-043, etc
Widen from 2 to 4 Lane with Left Turn Lane & Replace Bridge on Mile 5
Limits: Taylor Rd to FM 2220
Estimated Cost: \$9,503,059
Tentative Letting Date: October 2023


PROJECT STATUS REPORT CAMERON & HIDALGO COUNTY APRIL 2023

CONSTRUCTION PROJECTS		
NUM	CSJ	HWY
1	0331-04-069	SH 100
2	0039-07-256	IH-69E
3	0331-01-052	SH 100
4	1065-02-039	FM 1846
5	0921-06-252	Sourh Parallel Corridor
6	3093-01-002	FM 3069
7	0872-04-030	FM 506, FM 800 & FM 1479
12	0039-02-040	US 83 Relief Route
13	0342-01-074	SH 107
14	0039-02-063	US 83 Relief Route Phase II
15	3098-01-016	FM 3072
17	1586-01-079	FM 907
19	0861-01-068	FM 491
24	1064-01-032	FM 676

DESIGN PROJECTS		
NUM	CSJ	HWY
A	0039-07-257	IH-69E
C	1504-01-037	SH 4
E	0342-03-037	SH 107
G	0921-06-356	Dixieland Rd
J	1057-03-045	FM 510
T	1428-01-027	FM 1425
X	2831-01-016	FM 2812
Y	1228-03-050	FM 1015
Z	0342-01-093	SH 107
BB	1228-03-051	FM 1015
CC	1064-01-043	FM 676

Project Status Report

- Construction Projects
- Design Projects
- Valley Streets
- District Counties
- World Street Map



Sources: Esri, HERE, Garmin, USGS, Intermap, INCREMENT P, NRCan, Esri Japan, METI, Esri China (Hong Kong), Esri Korea, Esri (Thailand), NGCC, (c) OpenStreetMap contributors, and the GIS User Community





RGV MPO CONSTRUCTION UPDATE

APRIL 2023



FM 907 (Alamo Rd.)



Project:
FM 907
TxDOT CSJ: 1586-01-079

Limits:
FM 3072 (Dicker Rd.) to U.S. 281 (Military Hwy.)

Begin Project



3072

E Dicker Rd

Dicker Rd

S Alamo Rd

S. Cesar Chavez Rd.

Las Milpas Rd.

Anaya Rd.

Highline Rd.

End Project



281

S Stewart Rd

1964

281

281

1861

1861

Contractor: Foremost Paving
78% Complete
Estimated Completion: October 2023





FM 492 Bridge Replacement



Limits:
0.25 Mi. N of BUS 83 to Edinburg Main Canal
Scope: Construction of Bridge Replacement and Bridge Approaches

Contractor: Texas Cordia Construction, LLC
6.00% Complete
Estimated Completion: October 2023

FM 492 Bridge Replacement



FM 492 Bridge Replacement



FM 492 Bridge Replacement



SH 100



SH 100: 0331-01-052

Limits:
S. MESQUITE ST. TO 567 FT EAST OF EBANO ST.

Scope: Rehabilitation of Existing Roadway.



Begin Project

End Project

Contractor: Earthwork Enterprise.
67.87% Complete
Estimated Completion: June 2023





S. Parallel Corridor



Limits:
S. Parallel Corridor, FM 509 (Paso Real)
to FM 2520 (Sam Houston Rd)
Scope:
Full New Reconstruction

S. Parallel Corridor: 0921-06-252

Begin Project



End Project

Contractor: Foremost Paving, INC
76.35% Complete
Estimated Completion: August 2023

S. Parallel Corridor



S. Parallel Corridor



**Hector Siller, P.E.**

Area Engineer
Pharr Area Office
Hector.Siller@txdot.gov
956-702-6250

**Francisco J. Cantu, P.E., PMP**

Area Engineer
Roma Area Office
Francisco.J.Cantu@txdot.gov
956-848-5006

Andres A. Espinoza, P.E.

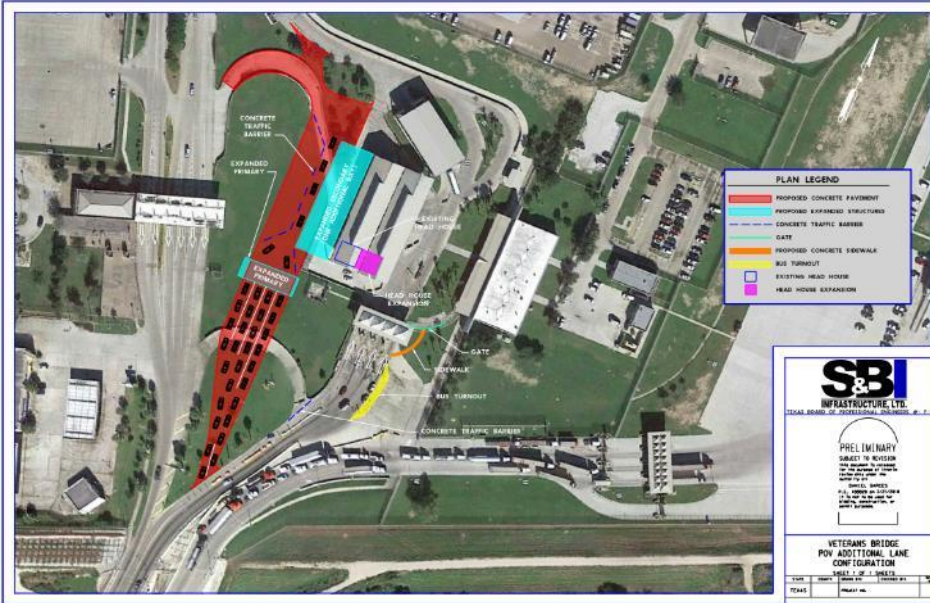
Area Engineer
San Benito Area Office
Andres.Espinoza@txdot.gov
956-399-5102

Project Status Presentation
RGVMPO Transportation Policy Board
April 26, 2023



Veterans POV Expansion

CSJ: 0921-06-313



Recent Activity:

- Contract Amount: \$14,824,093.86
- Contract Time: 235 Days
- Amount Invoiced: \$4,649,431 (31%)
- Time Charges: 114 Days (48.5%)

- 1 Environmental** ✓
- 2 Preliminary Engineering** ✓
- 3 ROW & Utilities:** ✓
- 4 Design** ✓
- 5 Funding** ✓



Under Construction

Key Activity:

- Pre-Con Meeting and NTP: Aug 2022
- Construction Started: Aug 22, 2022

1- Steel Framework



1 - Command Center Foundations



176

4 - Primary Inspection Lanes



1 & 2 - CMU Brick Laying



3 & 4 - Drill Shafts



3 & 4 - Drill Shafts



SH 550 GAP 2 Project

CSJ: 0684-01-068

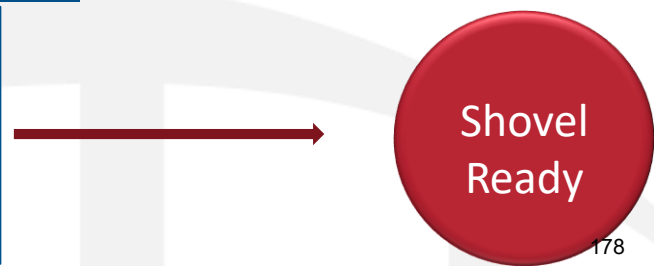


SH 550

- 1 Environmental ✓
- 2 Preliminary Engineering ✓
- 3 ROW & Utilities: ✓
- 4 Design 95% PS&E Completed
- 5 Funding ✓

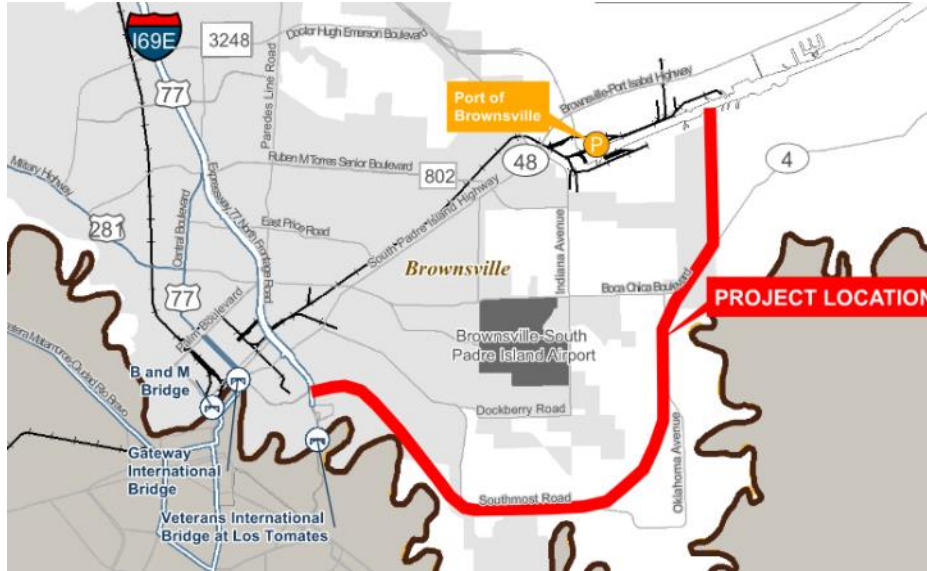
Recent Activity:

- Included in Border Master Plan- High Impact Project
- ROW in Place / Utilities Adjusted
- Environmental Re Evaluation Underway
- PS&E-95% complete, bridge re-design package submitted to TxDOT
- Exhibit A submitted for final rail coordination
- Funding: \$23 Million in CAT 7 Available for Construction



East Loop

CSJ: 0921-06-315



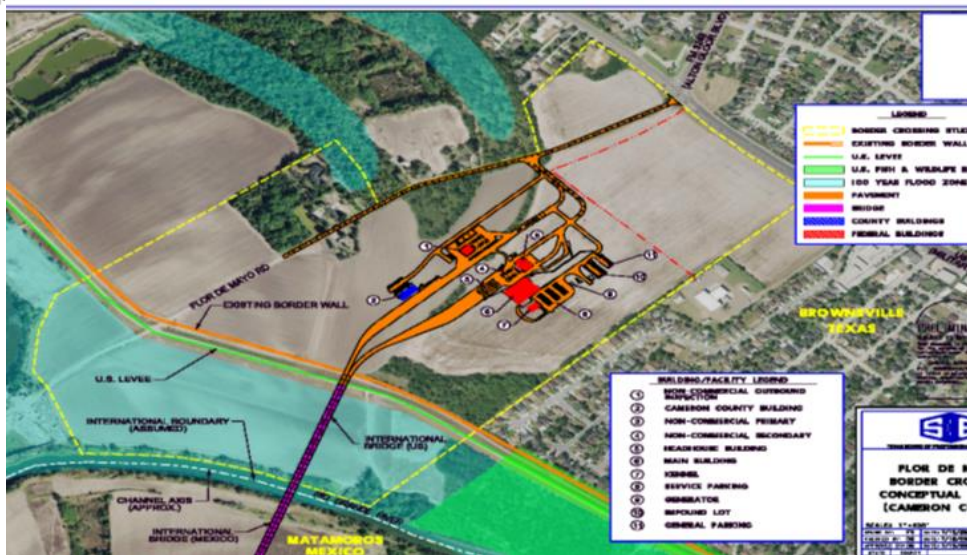
1	Environmental	85% complete
2	Preliminary Engineering	✓
3	ROW & Utilities:	In Process
4	Design	90%
5	Funding	Partially Funded

Recent Activity:

- Included in Border Master Plan- High Impact Project
- USFWS Land Swap Agreement FONSI Issued
- Environmental Documents are 80% complete
- 90% PS&E submitted March 2023
- Utility Relocation Kickoff Meeting held January 2023
- CCRMA is Proceeding with 100% Local Funding for Preliminary Engineering to Expedite
- Funding: \$20 Million available in CAT 7 Funds, \$6 Million available in other Categories

Flor De Mayo Bridge

CSJ: TBD



Recent Activity:

- Included in Border Master Plan- High Impact Project
- Feasibility study Complete
- Submitted Presidential Permit Application to DOS
- Addressing DOS Comments
- Environmental clearance scope developed

1	Environmental	- Underway
2	Preliminary Engineering	- Underway
3	ROW & Utilities:	✓
4	Design	- Pending
5	Funding	- Pending

Free Trade Bridge



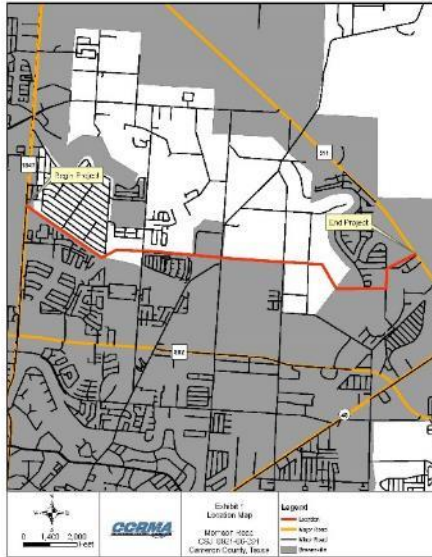
Recent Activity:

- CBP/GSA Final DAA Underway
- Design is 100% Complete
- Utilizing Local funds
- Letting: May 2023 (Est.)
- Funding: \$1.5 Million Available

- | | | | |
|---|-------------------------|---|---|
| 1 | Environmental | - | ✓ |
| 2 | Preliminary Engineering | - | ✓ |
| 3 | ROW & Utilities: | ✓ | ✓ |
| 4 | Design | ✓ | ✓ |
| 5 | Funding | ✓ | ✓ |

Morrison Road

CSJ: 0921-06-291



1	Environmental	- Underway
2	Preliminary Engineering	- Underway
3	ROW & Utilities:	- Pending
4	Design	- Pending
5	Funding	✓

Recent Activity:

- Included in Border Master Plan- High Impact Project
- Environmental and Schematic are under development
- Preliminary Coordination with City and Drainage / District Underway
- Functional Classification comments being addressed
- Funding: \$16 Million Available in CAT 7 Funds

Old Alice Rd

CSJ: 0921-06-290



1	Environmental	- 95% Complete
2	Preliminary Engineering	✓
3	ROW & Utilities:	✓
4	Design	✓
5	Funding	✓

Recent Activity:

- Included in Border Master Plan- Medium Impact Project
- 100% PS&E complete, revised to joint bid a waterline relocation
- Virtual Public Meeting Held August 11, 2020
- ROW 100% in place
- Utilities relos (4 needed) w/ 1 being joint bid (waterline), 3 remaining coordinated
- Funding: \$20 Million Available in CAT 7 Funds

FM 509

CSJ: 0921-06-254



Recent Activity:

- Included in Border Master Plan- Medium Impact Project
- Transportation Commission Approved On-System Minute Order - May 2021
- Functional Classification under review by FHWA
- CCRMA will utilize 100% Local Funds for Preliminary Engineering to expedite
- Funding: \$7.5 Million Available in CAT 2 Funds
- Environmental / prelim. Engineering 25%

1	Environmental	- Underway
2	Preliminary Engineering	- Underway
3	ROW & Utilities:	- Pending
4	Design	- Pending
5	Funding	✓

Dana Road

CSJ: 0921-06-330

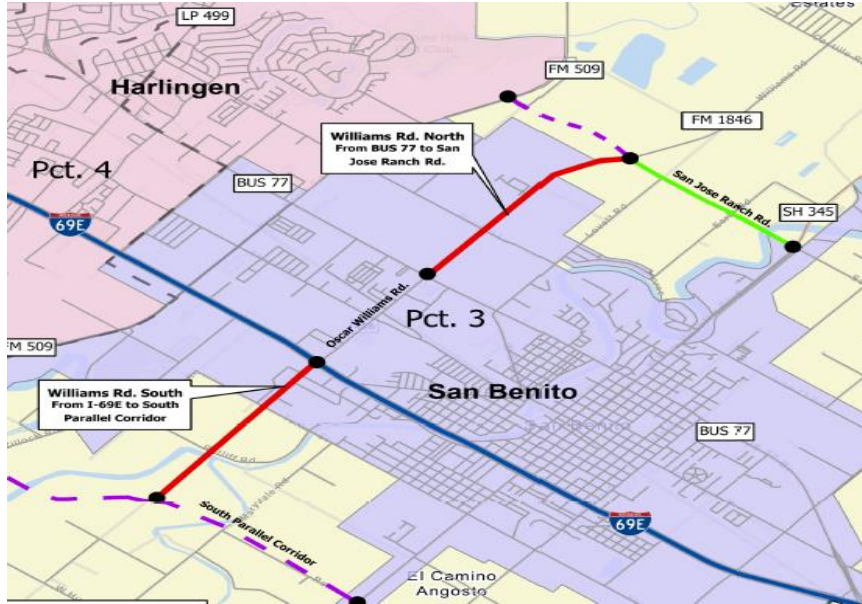


Recent Activity:

- ILA with City of Brownsville approved to add Dana Road Bridge Rehabilitation to project.
- New EDC Rates-Savings of \$1.4M
- Schematic 45%
- Environmental Scoping Doc. Complete – Kickoff to be held March 2023
- Funding: \$16 Million Available in CAT 7 for Construction
- AFA Approval for Roadway and Bridge Projects underway

1	Environmental	- Underway
2	Preliminary Engineering	- Underway
3	ROW & Utilities:	✓
4	Design	- Pending
5	Funding	✓

FM 1846-Williams Road



- 1 Environmental** - Pending
- 2 Preliminary Engineering** - Underway
- 3 ROW & Utilities:** - Pending
- 4 Design** - Pending
- 5 Funding** - Pending

Recent Activity:

- ILA with City of San Benito and Cameron County approved
- Design Survey Underway
- RGVMPD Coordination for 2024 UTP
- Traffic/ H&H Underway
- Design Alternative Analysis Underway
- Schematic-30% complete

SPI 2nd Access

CSJ: TBD



Recent Activity:

- Included in Border Master Plan- Medium Impact Project
- Recently redesignated to a Non-Tolled project development strategy
- Using Local Funds to Complete Environmental Phase
- Data collection and ROE underway
- Coordination with Resource Agencies including: FHWA, TxDOT, USFWS, TPWD, , USACE, USDA, NOAA, EPA, FEMA, GLO, TCEQ, Railroad Commission, Texas DEM, THC, Sea Turtle Inc.
- USFWS ROW Application Submitted / Follow-up discussion held Feb 22, 2023
- 2nd Agency Coordination meeting held Mar 29, 2023

1

Environmental - Underway

2

Preliminary Engineering - Underway

3

ROW & Utilities: - Pending

4

Design - Pending

5

Funding - Pending

Harlingen Rail Improvements Project FR-CRS-21-002



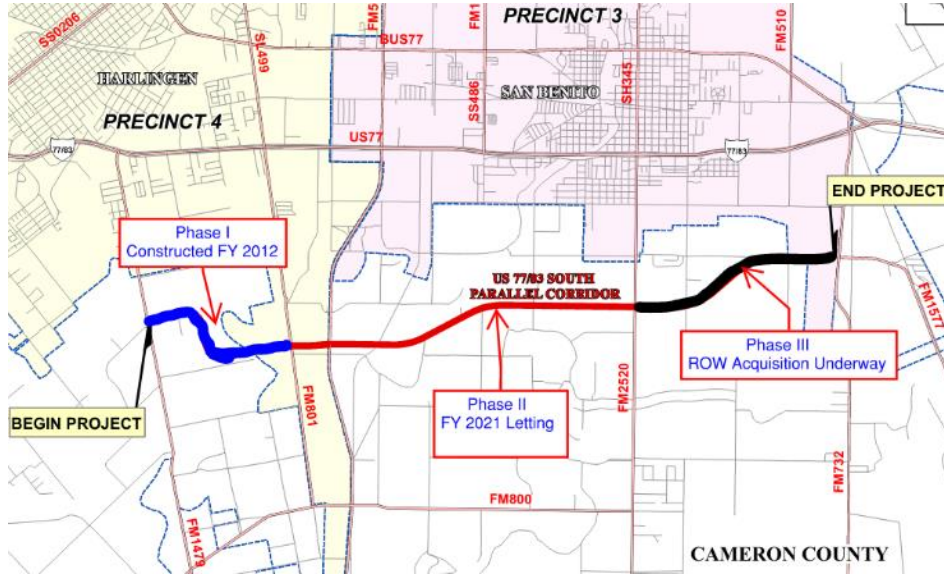
Recent Activity:

- Partnership between: CCRMA, Cameron County, and City of Harlingen
- Project Scope: Eliminate certain railroad-street crossings
- Limits: N. Commerce street S. of US 77 Sunshine to Adams Avenue
- Using Federal & Local funds to complete Environmental Phase
- Using Federal & Local funds to complete Design
- Funding: \$5.6 Million Available for Construction
- FRA Agreement to be executed March 2023
- Agreement with UPRR executed December 2022
- Preliminary Engineering site visit anticipated April 2023

1	Environmental	- Pending
2	Preliminary Engineering	- Pending
3	ROW & Utilities:	✓
4	Design	- Pending
5	Funding	✓

S. Parallel Corridor Phase II

CSJ: 0921-06-252



Recent Activity:

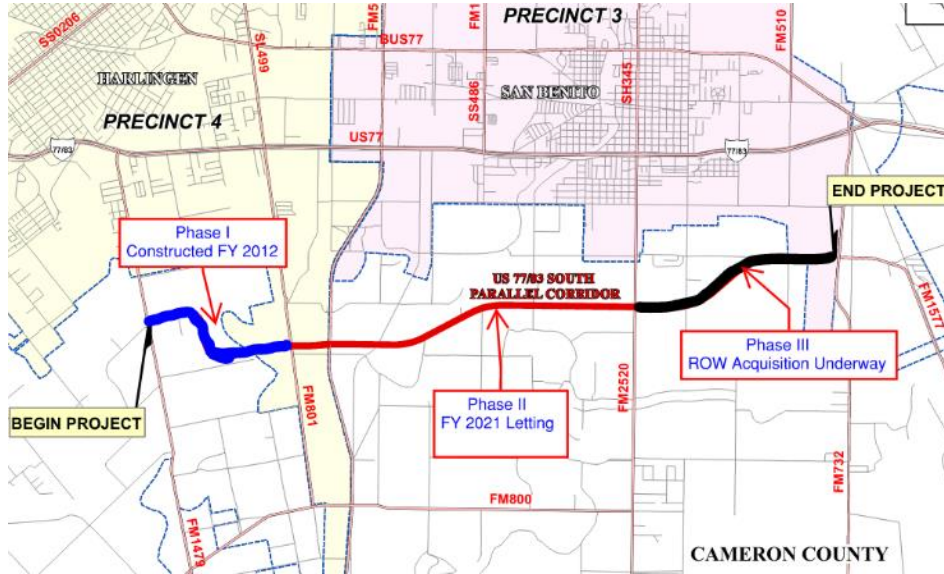
- Included in Border Master Plan- Medium Impact Project
- Approx. 73% complete as of March 2023

1	Environmental	✓
2	Preliminary Engineering	✓
3	ROW & Utilities:	✓
4	Design	✓
5	Funding	✓



S. Parallel Corridor Phase III

CSJ: 0921-06-257



1	Environmental	✓
2	Preliminary Engineering	✓
3	ROW & Utilities:	- Underway
4	Design	- Underway
5	Funding	- Pending

Recent Activity:

- Included in Border Master Plan- Medium Impact Project
- ROW Acquisition Underway using Local Funds
- Utility Coordination Underway using Local Funds
- Needs Funding to construct the entire 10-Mile Corridor to a 5-Lane Urban Section
- Funding: \$3 Million Available for Construction in Rider 11b and Category 7

US 281 Connector



Recent Activity:

- Included in Border Master Plan- Medium Impact Project
- CCRMA Conceptual Project to provide a connection between US281 (Military Highway) and I69E. Ultimately connecting the International Bridges Directly with the Port of Brownsville Via SH 550

1	Environmental	- Pending
2	Preliminary Engineering	- Pending
3	ROW & Utilities:	- Pending
4	Design	- Pending
5	Funding	- Pending

West Blvd – Roadway CSJ:



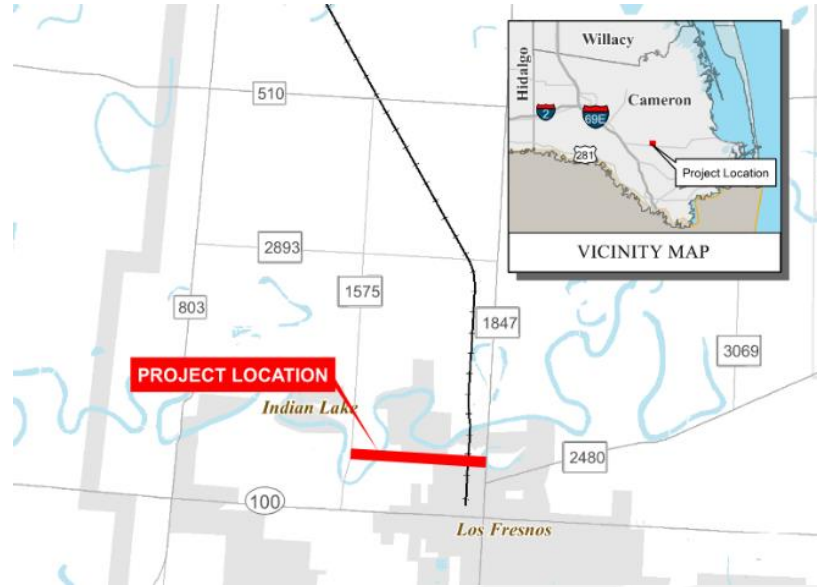
1	Environmental	- Underway
2	Preliminary Engineering	✓
3	ROW & Utilities:	✓
4	Design	- 95%
5	Funding	✓

Recent Activity:

- Preliminary Engineering is being completed with 100% Local Funds
- Functional Classification under development
- Environmental Documents Under Development In-House (CCRMA)
- ROW is in place
- PS&E-95% complete
- Funding: \$6.5 Million Available in CAT 12 Funds

Whipple Road

CSJ: 0921-06-292



Recent Activity:

- Construction 100% Funded in 2021 UTP – Letting 2029
- DCC held on September 14, 2020
- Schematics at 95%
- Environmental at 80%
- Funding: \$4.5 Million Available in CAT 7 Funds
- Public Involvement completed January 06, 2023

1	Environmental	- Underway
2	Preliminary Engineering	- Underway
3	ROW & Utilities:	✓
4	Design	- Pending
5	Funding	✓

FM 1847 Sidewalk Project

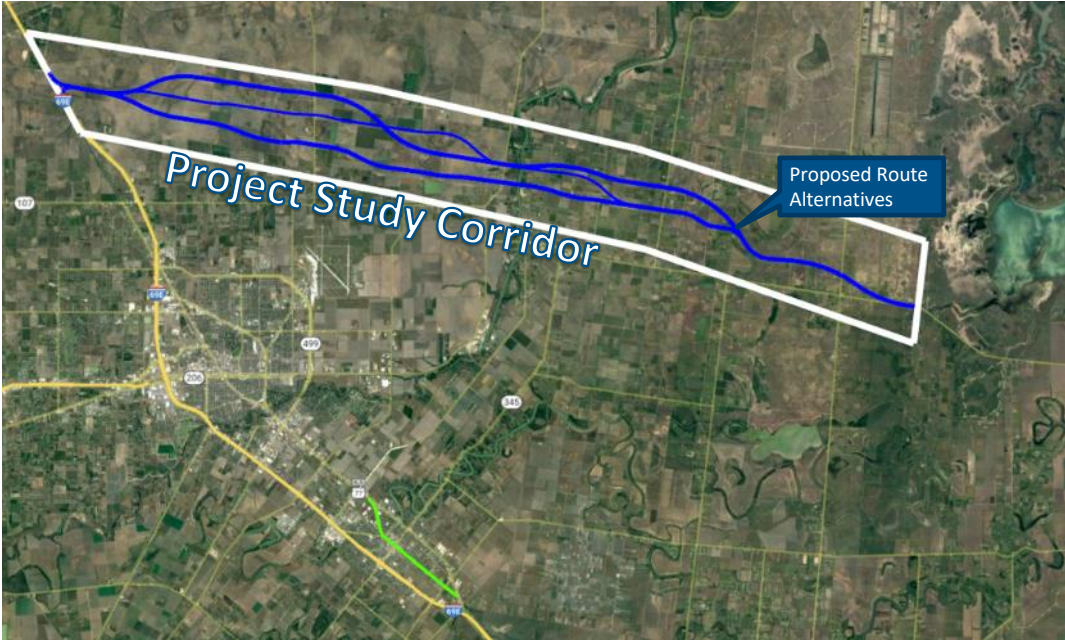
CSJ: 0921-06-325



- 1 Environmental ✓
- 2 Preliminary Engineering ✓
- 3 ROW & Utilities: ✓
- 4 Design ✓
- 5 Funding ✓

Recent Activity:

- Revised limits: Resaca Retreat Dr. to First St.
- Environmentally Cleared (CE) 8/16/2022
- PS&E-100% and bid documents submitted 02/27/2023 w/ est. Letting 06/2023.
- Funding: \$390,000 Available for Construction



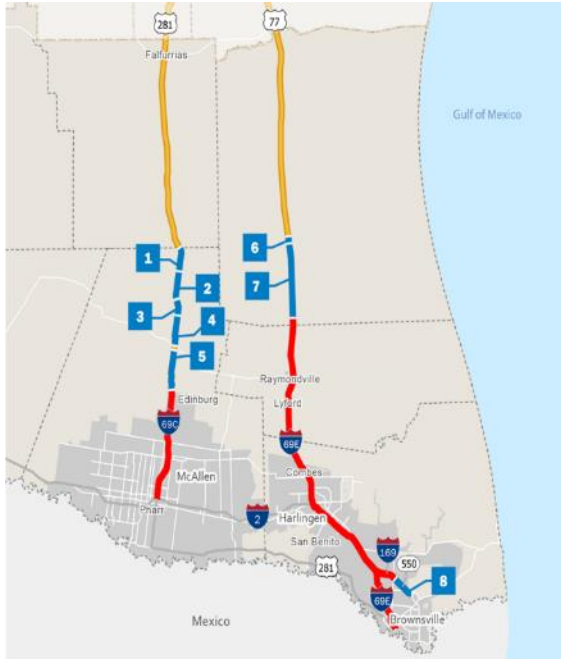
1	Environmental	- Initiating
2	Preliminary Engineering	- Pending
3	ROW & Utilities:	- Pending
4	Design	- Pending
5	Funding	- Pending

Recent Activity:

- Cameron County / CCRMA entered into an ILA for PE/Env Clearance on 02/2023.
- CCRMA conducted field investigation 03/2023 to rescope the project and submit updated data to TxDOT to assess whether it remains an Environmental Assessment.
- Technical Preferred Alternative anticipated early 2024.

U.S. 77 – I69E Plan

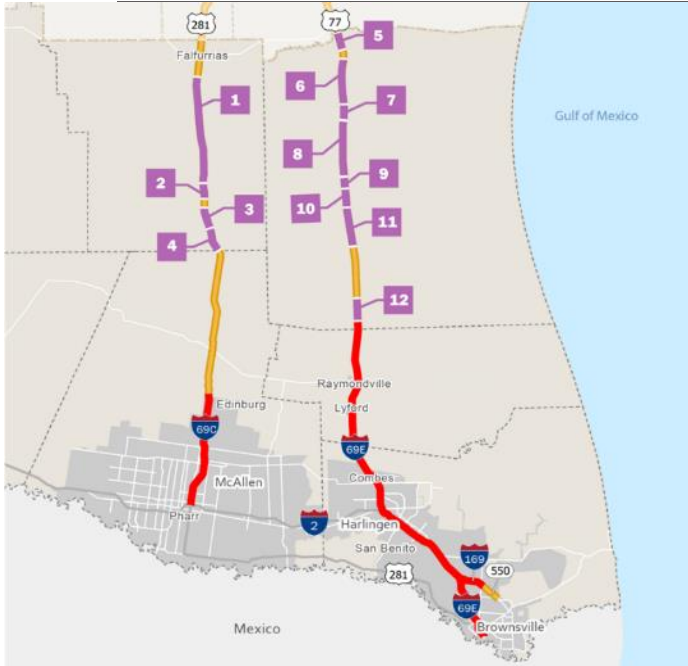
Fully Funded by TxDOT - 2021 UTP



PROJECTS IN 2023 UNIFIED TRANSPORTATION PROGRAM (FULLY FUNDED)											
#	CSJ	HWY	Limits	Description	Project Stage ¹	Let Year	Miles	Est Cost Cost ²	CAT Funding ³		
1	0255-06-075	US 281	Hidalgo/Brooks Co Line to 4.4 Miles South of Hidalgo/Brooks CL	Construct 4 Lanes With Overpasses and Two - 2 Lane Frontage Roads	P	2027	4.4	\$71.4 M	\$71.4 M		
2	0255-06-074	US 281	4.4 Mi S of Hidalgo/Brooks Co Line to 7.4 Mi N of SH 186		P	2027	4.1	\$75.0 M	\$75.0 M		
3	0255-06-073	US 281	7.4 Mi N of SH 186 to 3.9 Mi N of SH 186		P	2027	3.4	\$63.7 M	\$63.7 M		
4	0255-06-069	US 281	3.9 Mi N of SH 186 to 0.315 Mi N of SH 186		P	2025	3.6	\$63.4 M	\$65.9 M		
5	0255-07-140	US 281	0.273 mi S of SH 186 to 0.023 mi N of FM 490	Rural Expressway Facility (Future I-69 Corridor)	PS&E	2025	7.1	\$140.7 M	\$146.1 M		
6	0327-04-040	US 77	1.46 Miles North of Norias Rd. to Norias Rd.	Construct Main Lanes & Overpasses (Future I-69 Corridor)	PS&E	2024	1.5	\$17.1 M	\$17.1 M		
7	0327-05-041	US 77	Norias Rd to 1.34 mi N of Willacy/Kenedy CL		PS&E	2024	11.6	\$138.2 M	\$138.2 M		
8	0684-01-068	SH 550	0.203 mi S of FM 1847 to 1.13 mi SE of UPRR Ovrps at FM 3248	Construct Controlled Access Tolled Facility	PS&E	2024	3.9	\$20.5 M	\$21.3 M		
							Total	39.6	\$590.0 M	\$598.6 M	

U.S. 77 – I69E Plan

Fully Funded by TxDOT - 2021 UTP



- Interstate Designation
- Future I-69
- Water
- Major Highway
- TxDOT District
- Urbanized Area
- Other Highway
- County



FUTURE POTENTIAL PROJECTS UNFUNDED OR PARTIALLY FUNDED											
#	CSJ	HWY	Limits	Description	Project Stage	Let Year	Miles	Est Cat Cost*	CAT Funding*	Funding Status	Funding Gap
1	0255-04-066	US 281	0.906 mi S of FM 3066 to 3.158 mi N of FM 755	Construct 4 Lanes With Overpasses and Two-2 Lane Frontage Roads	P	2035	16.8	\$238.2 M	—	None	\$238.2 M
2	0255-05-013	US 281	3.158 mi N. of FM /755 to 0.690 mi N. of FM /755		PE	2029	2.4	\$59.0 M	—	None	\$59.0 M
3	0255-05-046	US 281	0.690 Mi S of FM 755 to 3.2 Mi N of Hidalgo/Brooks Co Line		P	2035	4.3	\$79.5 M	—	None	\$79.5 M
4	0255-05-044	US 281	3.2 Mi N of Hidalgo/Brooks Co Line to Hidalgo/Brooks Co Line		P	2035	32	\$63.8 M	—	None	\$63.8 M
5	0327-02-065	US 77	Kennedy/Kieberg CL to 0.65 mi N. of La Parra Ave	Construct Main Lanes & Overpasses (Future I-69 Corridor)	P	2035	2.8	\$37.1 M	—	None	\$37.1 M
6	0327-02-066	US 77	0.85 mi S. of La Parra Ave. to 8 mi S. of La Parra Ave.		PE	2035	7.2	\$86.6 M	—	None	\$86.6 M
7	0327-03-061	US 77	8 miles South of La Parra Ave to 9.71 miles South of La Parra Ave		P	2035	1.7	\$20.3 M	—	None	\$20.3 M
8	0327-03-048	US 77	9.7 mi S. of La Parra Ave. to 11.40 mi N. of Nonas Hd	Construct Main Lanes & Overpasses (Future I-69 Corridor)	P	2035	9.1	\$95.4 M	—	None	\$95.4 M
9	0327-03-060	US 77	11.40 Miles North of Nonas Rd to 9.6 Miles North of Nonas Rd		P	2027	1.8	\$24.7 M	—	None	\$24.7 M
10	0327-04-037	US 77	9.6 Miles North of Nonas Rd to 6.33 Miles North of Nonas Rd		PS&E	2027	32	\$43.9 M	\$2.8 M	Partial	\$41.1 M
11	0327-04-039	US 77	6.33 Miles North of Nonas Rd to 1.46 Miles North of Nonas Rd		P	2027	49	\$68.5 M	—	None	\$68.5 M
12	0327-05-043	US 77	1.19 mi S of Crystal Gate/ Nonas Dr to 1.94 mi N of Willacy/Kennedy CL	P	2035	3.5	\$27.4 M	—	None	\$27.4 M	
Total							60.9	\$844.5 M	\$2.8 M		\$841.7 M



U.S. 77 – I69E Plan

Fully Funded by TxDOT - 2021 UTP

PHARR DISTRICT				2022 UTP			2023 UTP		
#	CSJ	Highway	Est. Let Date	Est. Const. Cost	Approved Funding	Funding Status	Est. Const. Cost*	Approved Funding	Funding Status
1	0255-06-075	US 281	2027	\$ -	\$ -	Unfunded	\$ 71,388,284	\$ 71,388,285	Fully Funded
2	0255-06-074	US 281	2027	\$ -	\$ -	Unfunded	\$ 75,040,000	\$ 75,040,001	Fully Funded
3	0255-06-073	US 281	2027	\$ -	\$ -	Unfunded	\$ 63,720,000	\$ 63,720,001	Fully Funded
4	0255-06-069 ^A	US 281	2025	\$ 186,485,486	\$ 183,100,001	Partially Funded	\$ 63,440,000	\$ 65,880,001	Fully Funded
5	0255-07-140	US 281	2025	\$ 129,657,976	\$ 151,007,652	Fully Funded	\$ 140,667,105	\$ 146,077,380	Fully Funded
6	0327-04-040	US 77	2024	\$ -	\$ -	Unfunded	\$ 16,419,671	\$ 17,076,459	Fully Funded
7	0327-05-041	US 77	2024	\$ 102,122,435	\$ 110,292,229	Fully Funded	\$ 132,850,065	\$ 138,164,068	Fully Funded
8	0684-01-068	SH 550	2024	\$ 19,958,677	\$ 19,958,677	Fully Funded	\$ 20,474,606	\$ 21,293,590	Fully Funded
1	0255-04-096	US 281	2035	\$ -	\$ -	Unfunded	\$ 308,437,539	\$ -	Unfunded
2	0255-05-043	US 281	2029	\$ 59,038,621	\$ -	Unfunded	\$ 59,038,622	\$ -	Unfunded
3	0255-05-046	US 281	2035	\$ -	\$ -	Unfunded	\$ 70,913,684	\$ -	Unfunded
4	0255-05-044 ^B	US 281	2035	\$ 86,044,709	\$ 92,928,285	Fully Funded	\$ 61,229,732	\$ -	Unfunded
5	0327-02-055	US 77	2035	\$ -	\$ -	Unfunded	\$ 42,877,478	\$ -	Unfunded
6	0327-02-056	US 77	2035	\$ 70,043,661	\$ -	Unfunded	\$ 86,594,204	\$ -	Unfunded
7	0327-03-051	US 77	2035	\$ -	\$ -	Unfunded	\$ 28,149,714	\$ -	Unfunded
8	0327-03-048	US 77	2035	\$ 61,382,719	\$ -	Unfunded	\$ 109,890,259	\$ -	Unfunded
9	0327-03-050	US 77	2027	\$ -	\$ -	Unfunded	\$ 24,671,009	\$ -	Unfunded
10	0327-04-037 ^C	US 77	2027	\$ 104,971,680	\$ 47,792,728	Fully Funded	\$ 43,859,572	\$ 2,844,431	Partially Funded
11	0327-04-039	US 77	2027	\$ -	\$ -	Unfunded	\$ 68,530,580	\$ -	Unfunded
12	0327-05-043	US 77	2035	\$ -	\$ -	Unfunded	\$ 27,440,000	\$ -	Unfunded

*Future UTP Minimum Funding Amount

- A. Project length was reduced on this CSJ and US 281 was broken into more phases. Deauthorized \$117,220,000 to place on the other phases of US 281
- B. Deauthorized CAT 4 and CAT 12 funds on this project to place on CSJs 0255-06-074 and 0255-06-07
- C. Removed all Cat 4 Funding and moved it to CSJ 0327-05-041. Removed Cat 12 and moved it to CSJ 0327-05-041

Total Approved	\$ 605,079,572	Total Approved	\$ 601,484,216
Fully Funded	5	Fully Funded	8
Partially Funded	1	Partially Funded	1
Unfunded	14	Unfunded	11



CCRMA TOLL SYSTEM PROJECTS

CCRMA Back Office Update

- FUEGO Tag live October 21, 2021
- Customer Tag Functionality
- Electronic Communications
- Customization of Accounts to accommodate Bridges & Parks
- Redesigned reporting for Interoperability
- Account migration to Prepaid accounts
- New interfaces with InfoSend (print & mail), Interop Systems, and Collections

Vendors:
TollPlus, LLC

CC Intl Bridge Toll Collection System

- Estimated Go Live – TBD
- New lane functionality with ETC Tags and RFID Cards
- Improved Lane processing logic
- Improved transaction accountability and Cash Management process
- Account migration from current system to CCRMA Back Office
- Improvements to increase electronic payment versus cash payment
- Improved system accountability with Digital Video Auditing System

Vendors:
TollPlus, LLC
A to Be, LLC
Etransit – (sub to A to Be, LLC)

CC Parks User Fee Collection System

- Estimated Go Live - TBD
- Complete new system design leveraging ETC in the lanes
- Daily passes can now be offered to ETC customers
- CCRMA tag functionality to replace current monthly, annual, and RV passes
- Improved revenue enforcement using automatic license plate readers (ALPR)
- Improved system accountability with Digital Video Auditing System

Vendors:
TollPlus, LLC
A to Be, LLC
Etransit – (sub to A to Be, LLC)



CCRMA PARTNERSHIP PROJECTS WITH CAMERON COUNTY

Cameron County Parks Administration Building Project

- New construction with site work of the two-story 8,695 SF County Parks Administration Building, located within Isla Blanca Park.
- Estimated project cost: \$5 Million
- **SUBSTANTIAL COMPLETION: JANUARY 2023**

Cameron County Parks

- Wi-Fi Connectivity
- Estimated project cost: \$.5 Million

Cameron County Parks Warehouse

- New construction with site work of the Cameron County Parks Warehouse
- Estimated project cost: \$2 Million

Isla Blanca Toll Booths

- Construction of toll booth for Cameron County Beach Access #1
- Estimated project cost: \$0.4 Million
- **COMPLETED**

Isla Blanca Park Parking Lot 10 Expansion

- Construction of the Isla Blanca Park Parking Lot 10 Expansion
- 220 Parking Spaces
- Construction Cost: \$574,800
- **COMPLETED**

Beach Access 3

- Construction of toll booths for Cameron County Beach Access#3
- Estimated project cost: \$0.3 Million

Mountain Bike Trail

- Enhancements to existing mountain bike trail at the Pedro "Pete" Benavides County Park, Cameron County Texas
- Estimated project cost: \$0.5 Million

Pedro "Pete" Benavides Basketball Court Pavilion

- Construction of a basketball pavilion
- Construction Cost: \$645,000
- Notice to Proceed issued 02.07.22
- **COMPLETED**



CCRMA Project Executive Summary

\$30 Million in Projects Currently Under Construction

\$1.6 Billion CCRMA Overall Project Portfolio

Shovel Ready Projects

- SH 550 Gap II
 - \$21 M
- Old Alice Road
 - \$ 17.75 M
- West Rail Blvd.
 - \$7.5 M

\$50 Million in Locally Developed Shovel Ready Projects.

Projects in Design

- East Loop
 - \$100 M
- FM 509 Extension
 - \$9 M
- Whipple Rd.
 - \$6M
- Morrison Road Project
 - \$17M
- South Parallel Corridor Ph. III
 - \$10 M
- South Parallel Corridor Ultimate 5 Lane
 - \$30 M
- West Rail Blvd.
 - \$7.5 M
- Misc. Projects

\$180 Million in Locally Developed Shovel Ready Projects.

Projects In Development

- US 77 / I69E
 - \$300M
- SPI 2nd access
 - \$500M
- Outer Parkway
 - \$200M
- Flor de Mayo International Bridge
 - \$40M
- I69 Connector
 - \$160M
- US 281 Connector
 - \$140M

\$1.34 Billion Planning Phase

14 CCRMA Projects Currently included in the TxDOT Border Master Plan



HCRMA
HIDALGO COUNTY REGIONAL MOBILITY AUTHORITY

BOARD OF DIRECTORS MEETING FOR **APRIL** 2023

HCRMA Board of Directors

S. David Deanda, Jr., Chairman

Forrest Runnels, Vice-Chairman

Ezequiel Reyna, Jr., Secretary/Treasurer

Julio Cerda, Director

Juan Carlos Del Angel, Director

Frank Gabriel Kamel, Director

Francisco "Frank" Pardo, Director

HCRMA Administrative Staff

Pilar Rodriguez, PE, Executive Director

Ramon Navarro IV, PE, CFM, Chief Constr. Eng.

Celia Gaona, CIA, Chief Auditor/Compliance Ofcr.

Ascencion Alonzo, Chief Financial Ofcr.

General Engineering Consultant

HDR ENGINEERING, INC.

www.hcrma.net

**Report on HCRMA Activity RGVMPPO Report
Chief Construction Engineer – Ramon Navarro IV, PE, CFM**



▶ OVERVIEW

- 365 TOLL Project Overview
- IBTC Project Overview
- Overweight Permit Summary
- Construction Economics Update

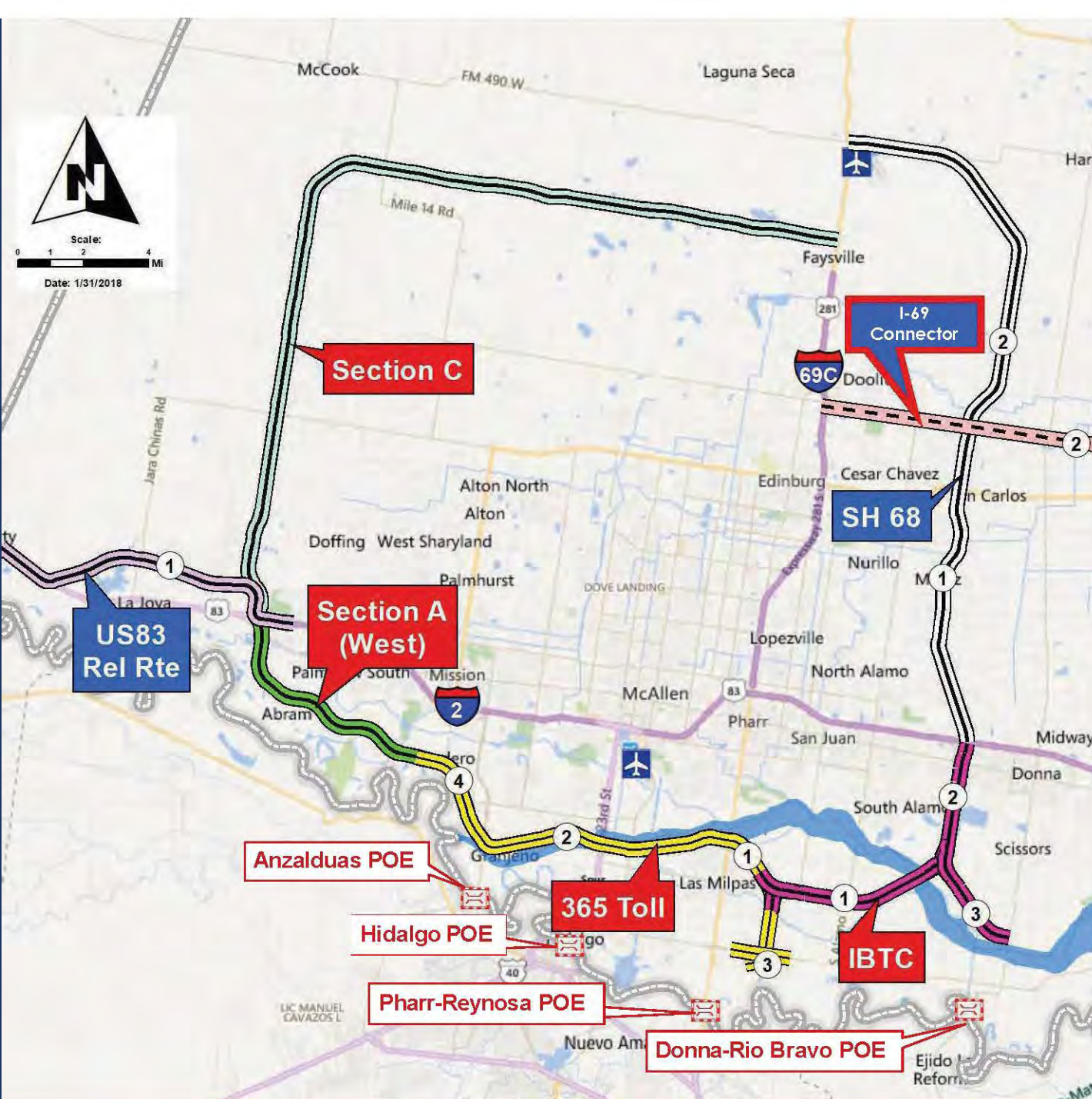
MISSION STATEMENT:

" To provide our customers with a rapid and reliable alternative for the safe and efficient movement of people, goods and services"



HCRMA STRATEGIC PLAN

DEVELOP THE
INFRASTRUCTURE TO
SERVE A POPULATION
OF APPROXIMATELY
800,000 RESIDENTS
AND
5 INTERNATIONAL
PORTS OF ENTRY





HCRMA/TxDOT Strategic Interests in Hidalgo County

Project

- 0010 IBTC
- 0030 365 TOLL
- 0040 Section A West
- 0050 US 83 Relief Route
- 0060 Section C
- 0070 SH 68

FM1925 SH 68 to US 77

- PH1 FM 491 to US 77
- PH2 SH 68 to FM 491

SCALE: 1 inch = 4 miles

AUTHOR: Eric Davila, PE, PMP, CFM
DATE: 4/10/2019

2019-2023 Strategic Priorities



HCRMA Local Project

TxDOT Pharr District Project

FM 1925 (Seg. 1 & 2 from I-69C to I-69E)
 Constr. Cost: \$190M
 Tot. Dev. Cost: \$255M
 * Joint project between HCRMA, CCRMA, and TxDOT.

Section C
 Total Constr. Cost (2023): \$721M
 Total Dev. Cost (2023): \$1.11B

Section A (West)
 Total Constr. Cost (2023): \$199M
 Total Dev. Cost (2023): \$308M

SH 68 (Seg. 1 Frontage Rds)
 Constr. Cost: \$55M
 Tot. Dev. Cost: \$95M
 * TxDOT grants for \$85M.

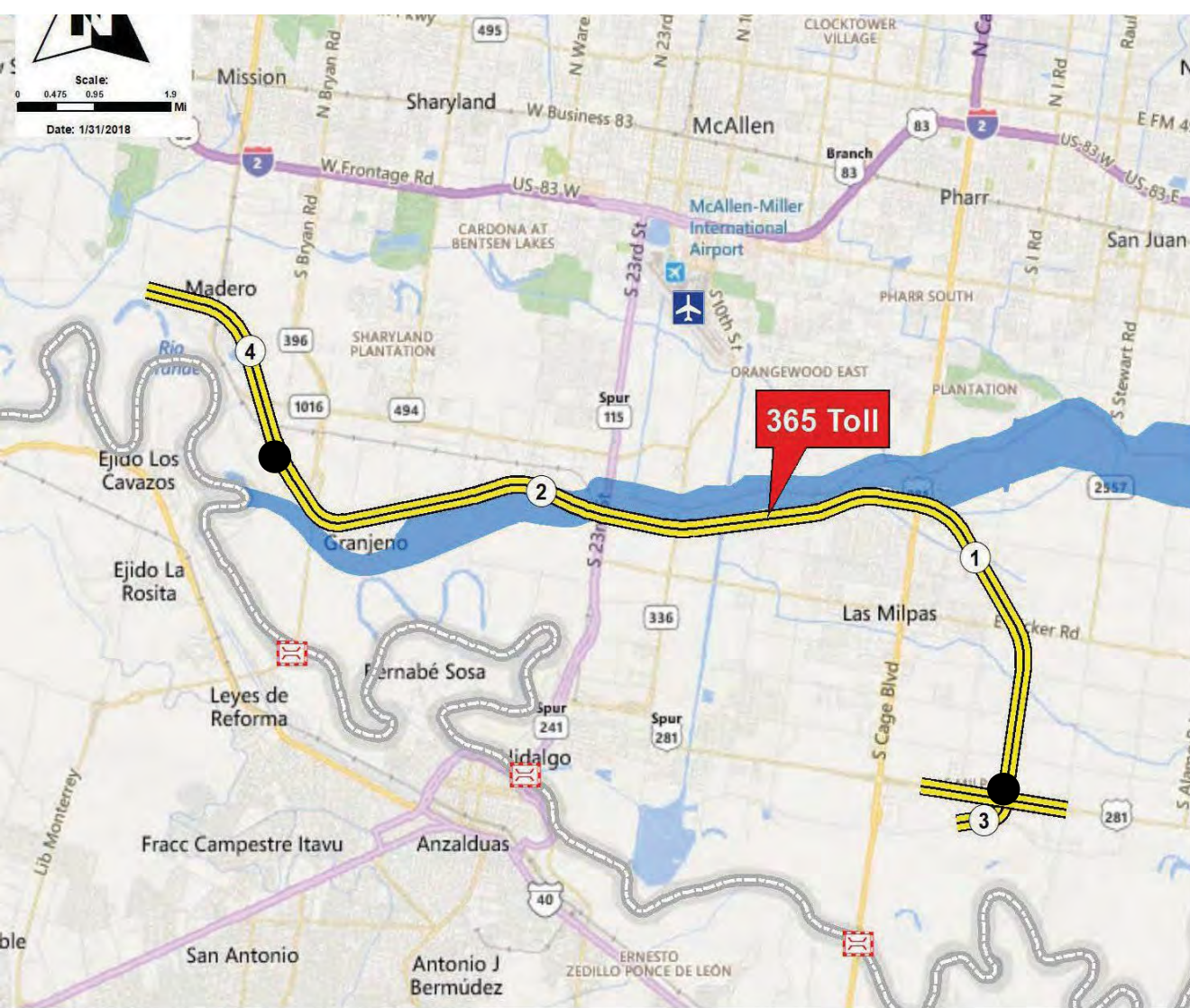
US 83 Relief Route (Seg. 1 Frontage Rds)
 Constr. Cost: \$87.2M
 Tot. Dev. Cost: \$122.5M
 * Incl. \$30.5M in Prop 1 Funding.

365 TOLL: (Seg. 4)
 Tot. Constr. Cost (2023): \$64M
 Total Dev. Cost (2023): \$96.4M

365 TOLL: (Segs. 1 & 2)
 Total Dev. Cost (2023): \$334.3M
 Planned open to tolling date: January 2026

365 Seg. 3
 Closeout achieved 11/2018, facility open to traffic.

IBTC (Segs. 1 -3)
 Total Constr. Cost (2023): \$223M
 Total Dev. Cost (2023): \$285M
 Available Funding: \$18.5M
 NEPA clearance expected: May 2023



MAJOR MILESTONES:

NEPA CLEARANCE
07/03/2015

100% ROW ACQUIRED

PH 1: 365 SEG. 3 –
LET: 08/2015
COMPLETED

PH 2: 365 TOLL
SEGS. 1 & 2 –
OPEN: 01/2026

[SEGS. 1 & 2] LIMITS FROM 0.8 MI. W. FM 396 / ANZ. HWY.
TO US 281 / BSIF CONNECTOR [365 SEG. 3 COMPLETED]
[SEG. 4 FUTURE] LIMITS FROM FM 1016 / CONWAY
TO 0.8 MI. W. FM396 / ANZALDUAS HIGHWAY

www.hcrma.net



ABOUT 365 Tollway

The HCRMA 365 Tollway will be a 12.2 mile tolled facility inclusive of thirteen (13) grade-separated interchanges and one (1) floodway bridge structure. HSRWOC levee relocations and roadway work. The Project will consist of grading, cement treated flexible base, lime treated subgrade, retaining walls, drainage, irrigation structures, traffic signals, illumination, signing, pavement markings, toll gates & tolling equipment and electrical.



HCRMA 365 Tollway



Questions of Comments About the Project?

Contact Pulice
 1010 W. Sam Houston Pkwy S
 Houston, TX 77069
 Tel: 530-0289
 www.Pulice.com

PULICE

PROJECT DATA

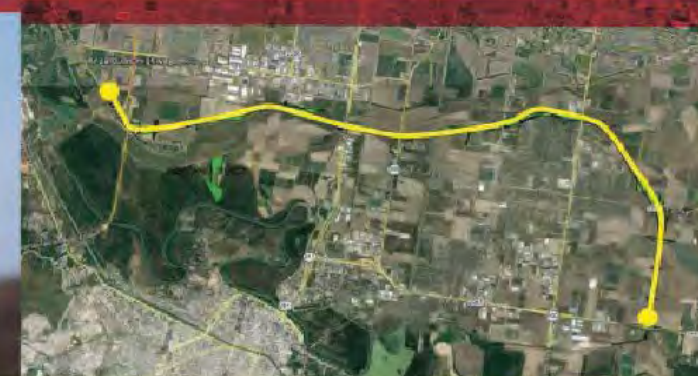


- Owner:** Hidalgo County Regional Mobility Authority (HCRMA)
- Location:** Hidalgo County, TX
- Contract Time:** 1,264 days
- Project Budget:** \$281,723,797

365 TOLLWAY: BY THE NUMBERS

Representative Items	Quantity
Excavation	388,970 CY
Embankment	3,584,211 CY
Levee Treatment (Existing Material)	1,480,892 SY
Concrete Pavement	811,676 SF
Pre-Stressed Concrete Filings	9,888 LF
Steel Shafts	8,881 LF
Reinforced Concrete Slabs	483,042 SF
Retaining (MSE) Wall	483,042 SF
Concrete Gutters	82,124 LF
Concrete Rail	85,458 LF
Drainage (RCD & BCP)	49,217 LF

WEST LOOP



Major Project Components

Production and Performance

To meet schedule and deadlines, working days will be seven days a week, in a staggered fashion, with the exception of:

- Memorial Day, Independence Day, Labor Day, Thanksgiving, Day After Tomorrow, Friday, and Christmas Eve and Christmas Day; regardless of week or conditions, Public's Availability or other activities out of the control of the team.

Environmental:

Protecting the environment is a top priority for us. We have a strict Environmental Protection Plan (EPP) in place. Our team will be working to ensure that we meet and exceed all environmental requirements.

Community Key Issues/Concerns

Facilitating safety and efficiency for the public is the primary concern with Pulice. Maintaining the convenience of public works will be at the core of all project setups and any issues and concerns will be addressed by work-closed.



EXECUTIVE SUMMARY

- The Notice to Proceed (NTP) was issued to Pulice Construction Inc. (PCI) on February 15, 2022, with time charges commencing on March 17, 2022.
- The work under this contract shall be substantially completed within **1,264 CALENDAR** days [September 22, 2025] After Substantial Completion, Pulice will be allowed up to an additional 60 calendar days for Final Acceptance. Therefore, all improvements must be final accepted by [November 21, 2025].
- Working days will be charged Sunday through Saturday, including all holidays [with exception of:

New Year's Day (January 1st)

Independence Day (July 4th)

Labor Day (1st Monday in the month of September)

Thanksgiving Day and day after (4th Thursday and Friday in the month of November);

Christmas Eve and Day (December 24th and 25th)

regardless of weather conditions, material availability, or other conditions not under the control of the Contractor, except as expressly provided for in the Contract. If Contractor fails to complete the work on or before the contract time, Pulice Construction Inc. agrees to pay the Authority \$ 16,500 per day as liquidated damages to cover losses, expenses and damages of the Authority for every Calendar Day which the Contractor fails to achieve Substantial Completion of the Project.

- The total construction cost submitted \$ 295,932,420.25.

SCHEDULE & CONSTRUCTION COSTS

Four (4) approved Changes Order(s): [**\$37,838,866.04**] +0 days

- CO#1 11/11/2021 entering VECP process +000 days \$000,000,000.00 .0%
- CO#2 12/21/2021 VECP Plan Revisions +000 days \$(38,010,382.63) (12.84%)
- CO#3 04/26/2022 VECP Contractor Risk +000 days \$000,000,000.00 (0%)
- CO#4 01/24/2023 Drill Shaft +000 days \$171,516.59 0.06%**

CHANGE ORDERS:

Change Order No.1 Summary: November 11,2021

- The Primary purpose of Change Order No. 1 is for the HCRMA and contractor to enter a defined VECP proves to reduce the overall cost of the project based on a 30% design furnished by the contractor.
- Cost to the Project include: 30% of 5% of the project savings to the project or direct costs to the contractor, whichever is less. These costs are intended to pay the contractor for design work achieve a 30% design.
- The HCRMA assumes ownership of all design work developed by the contractor, and cost savings are shared by the HCRMA and contractor by 40% and 60% respectively.

Change Order No. 2 Summary: December 21, 2021

- Change order No. 2 amended the contract price from \$295,932,420.25 to 281,723,797.95.
- By execution of Change Order No. 1, the contractor completed a 30% design to an effort to estimate cost savings for the project. Payment for the **contractor's** initial design work is \$613,285.06 in accordance with calculations presented in Change Order No. 1. This is the only cost due to the contractor based on the execution of Change Order No. 2, and is non-participating.
- Notice to proceed was issued 2/15/2022, the HCRMA reimburse the contractor for the remaining design costs to not exceed 5% of the total cost savings. Payments made will be based upon design milestones at 60%, 90% and 100% completion and acceptance.

VECP calculations for Contract Price of \$281,723,797.95

VECP Gross Savings	\$38,010,382.63	
Less est. Total Design Cost	\$1,943,648.45	(Schematics + Final Design)
Less Est. Owner's Fees	\$545,178.43	(GEC, Environmental, T&R Costs)
VECP Net Savings	\$35,521,555.76	
60% Contractor Saving:	\$21,312,933.45	Paid as Progress Payments
40% Owner Savings:	\$14,208,622.30	ReduceJ from original Project

Change Order No. 3 Summary: April 26, 2022

- ❑ As provided for Contract Amendment #1 and Change Order No. 2, the Contractor’s share of the net savings includes the “Contractor Risk” that the actual costs of implementing the approved VECP concepts in Change Order No. 2 may not result in the saving approved by the parties. To the extent total actual costs exceed the total amount approved, all overages due to errors, oversights, omissions, additions, or corrections to final units, final quantities, or final unit prices or costs increases shall be deducted from Contractor 60% portion of the net savings.
- ❑ To the extent actual costs exceed the amounts presented in Exhibit A, Contractor agrees that such overages due to errors, oversight, omission additions, or corrections to final units, quantities or unit pricing shall be deducted from contractor’s 60% portion of the net savings (the “Contractor Risk”).
- ❑ Contractor VECP Savings Payments.

Contractor’s share of the savings shall be calculated and paid out as progress payments under the terms of the contract, as follows:

Construction Progress	Proposed Savings Payment
20% Completion	\$4,262,586.69
40% Completion	\$4,262,586.69
60% Completion	\$4,262,586.69
80% Completion	\$4,262,586.69
Final Acceptance	\$4,262,586.69
	\$21,312,933.45

The parties agrees that if the Savings are not apparent or justified during a designated progress period, all, or part of any such Savings Payment, on the recommendation of the General Engineering Consultant, may be (i) deferred to the next progress period or (iii) reduced to reflect the Contractor’s Risk for unrealized Savings/overages.

Change Order No. 4 Summary: January 24, 2023 [\$14,037,105.71]

Change Order No. 4 removes 1,524LF of Item 416-6005 Drill Shaft (42”)introduces 48” drill shafts to incorporate detailed, finalized quantities and unit costs; and establishes State/Federal participation on modified unit costs, assuring compliance with the standard specifications included within the contract. Attached exhibits provide current assessment and breakdown. The net cost of \$171,516.59 shall be fully paid by the Owner [HCRMA].

PROJECT PRODUCTION

□ CAPTURING VECP PACKETS

- 2/8/23 VECP Team met, exchanged concepts, formats
- 3/8/23 VECP meeting formal report submittals by 3/31/23

□ FORMAL SUBMITTALS, REVIEW OF DOCUMENTS

- RFIs 70
- SUBMITTALS 81

□ TESTING [Soils/Concrete]

- Levees / embankment /
- Drill Shafts / Bents

□ ENVIRONMENTAL JUSTICES [SW3Ps]

□ EMBANKMENT and UNDERGROUND WORK SH336 / SP115 Highline/ McColl

□ UNDERGROUND WORK Storm Sewer / Irrigation structures [Sta. 792+00 to west end]

* FM494 12' x 12' BOX

* Outfall 1A

□ DRILL SHAFTS Floodway Bridge / McColl

□ COLUMNS McColl / Floodway

□ BENT CAPS Highline / floodway

Overview

Edit

General Information

Project

Work Type
Heavy Highway

Location



Coordinates
26.14052384945899, -98.24062242016183

Location
FM-396 (ANZALDUAS HIGHWAY) TO US-281 MILITARY HIGHWAY

Management

Prime Contractor
PULICE CONSTRUCTION, INC.
Project Manager
Ramon Navarro, IV., P.E.
Managing Office
HCRMA Construction Department
Created By
Sergio Mandujano

Awarded Amount	Authorized Amount	Approved Changes
\$295,932,420.25	\$258,093,554.21	-\$37,838,866.04

Description

GREENFIELD PROJECT, PRINCIPAL ARTERIAL, CONTROLLED ACCESS HIGHWAY, TOLL IMPROVEMENT, CSJ: 0921-02-368

Amount Paid

Amount paid so far \$62,270,729.33	21% of your Awarded \$295,932,420.25	24% of your Authorized \$258,093,554.21	100% of your Approved Payments \$62,270,729.33
---------------------------------------	---	--	---

Important Dates

Date Created Apr 22, 2022	Notice to Proceed Feb 15, 2022	Construction Start Mar 17, 2022	Work Completion Sep 22, 2025
------------------------------	-----------------------------------	------------------------------------	---------------------------------

Progress

Time Complete: 399 Days <div style="width: 32%;"><div style="background-color: #00a651; height: 10px;"></div></div> 32%	Time Remaining: 865 Days
Amount Posted: \$56,076,429.89 <div style="width: 19%;"><div style="background-color: #00a651; height: 10px;"></div></div> 19%	Awarded Amount: \$295,932,420.25
Amount Posted: \$56,076,429.89 <div style="width: 22%;"><div style="background-color: #00a651; height: 10px;"></div></div> 22%	Authorized Amount: \$258,093,554.21

Total Retainage	Retainage Released	Liquidated Damages
\$0.00	\$0.00	\$0.00

365 TOLL PROJECT CSJ:0921-02-368 Under Construction

GREENFIELD PROJECT: PRINCIPAL ARTERIAL, CONTROLLED ACCESS HIGHWAY, TOLL IMPROVEMENT, CSJ: 0921-02-368

Payments

End Date	Status	Payment	To Date	% Complete
04/15/2023	Pending	\$2,302,505.87	\$64,573,235.20	21.7%
03/15/2023	Paid	\$1,571,621.63	\$62,270,729.33	21.0%
02/15/2023	Paid	\$1,519,297.77	\$60,699,107.70	20.4%
01/15/2023	Paid	\$943,705.68	\$59,179,809.93	19.7%
12/15/2022	Paid	\$8,892,613.75	\$58,236,104.25	19.5%
11/14/2022	Paid	\$4,085,802.35	\$49,343,490.50	18.9%
10/14/2022	Paid	\$1,427,873.36	\$45,257,888.15	18.5%
09/15/2022	Paid	\$657,138.92	\$43,830,014.79	18.4%
08/18/2022	Paid	\$378,458.17	\$43,172,877.87	18.3%
07/19/2022	Paid	\$2,793,575.17	\$42,794,419.70	18.1%
08/20/2022	Paid	\$2,336,832.39	\$40,000,844.53	16.2%
05/31/2022	Paid	\$14,029,200.82	\$37,664,012.14	14.3%
04/30/2022	Paid	\$23,634,811.32	\$23,634,811.32	8.9%

Displaying all 13 payments



www.hcrma.net



HCRMA
HIDALGO COUNTY REGIONAL MOBILITY AUTHORITY



LEGEND

- SIGN
- TYPE II BARRICADE
- WORK LOCATION

NOTE
 CONTRACTOR SHALL NOTIFY JUAN DIEGO ACADEMY SCHOOLS AT LEAST ONE WEEK PRIOR TO CONSTRUCTION TO ENSURE PARENTS AND STUDENTS ARE AWARE OF ALTERNATE ROUTES

STATE OF TEXAS
 MARCO L. GONZALEZ
 128318
 LICENSED PROFESSIONAL ENGINEER
Mark Gonzales
 01/28/2023

HCRMA
 HIDALGO COUNTY REGIONAL MOBILITY AUTHORITY

HR Mark Gonzales, P.E.
 128318
 License No. 128318
 Texas P.E. Exp. 01/28/2023

365 TOLL

**FM 494 DETOUR
 TRAFFIC CONTROL PLAN**

DATE	BY	REVISION	DESCRIPTION
01/28/23	HR	1	ISSUED
01/28/23	HR	2	REVISED
01/28/23	HR	3	REVISED

01/28/2023 10:00 AM
 01/28/2023 10:00 AM
 01/28/2023 10:00 AM
 01/28/2023 10:00 AM















www.hcrma.net



HCRMA
HIDALGO COUNTY REGIONAL MOBILITY AUTHORITY







**365 TOLLWAY TOLL COLLECTION SYSTEM INSTALLATION, INTEGRATION, and MAINTENANCE PROJECT
BID OPENING Conducted on December 9, 2022
HCRMA THANKS ALL BIDDERS!!!**

www.hcrma.net



HIDALGO COUNTY REGIONAL MOBILITY AUTHORITY



Proposals have been received for the 365 Toll Collection System Installation, Integration, and Maintenance Project.

Proposal submissions were received from the following:

- * A-to-Be USA, LLC
- * Electronic Transaction Consultants, LLC [ETC]
- * Kapsch TrafficCom USA, INC
- * SICE, INC.
- * TransCore, LP

Compliance reviews were conducted of all electronic bids; HCRMA Staff and HDR [GEC] thoroughly reviewed proposals in accordance with the RFPs two-step process:

- * Technical scores were first established by each individual evaluator, group discussion + group clarifications were conducted via online interviews with each of the proposers
- * Price proposal opening [40%] of scoring to determine final score and ranking

Award of bid shall be subject to a final selection and contract award by the HCRMA Board of Directors March meeting.

Schedule of Activities



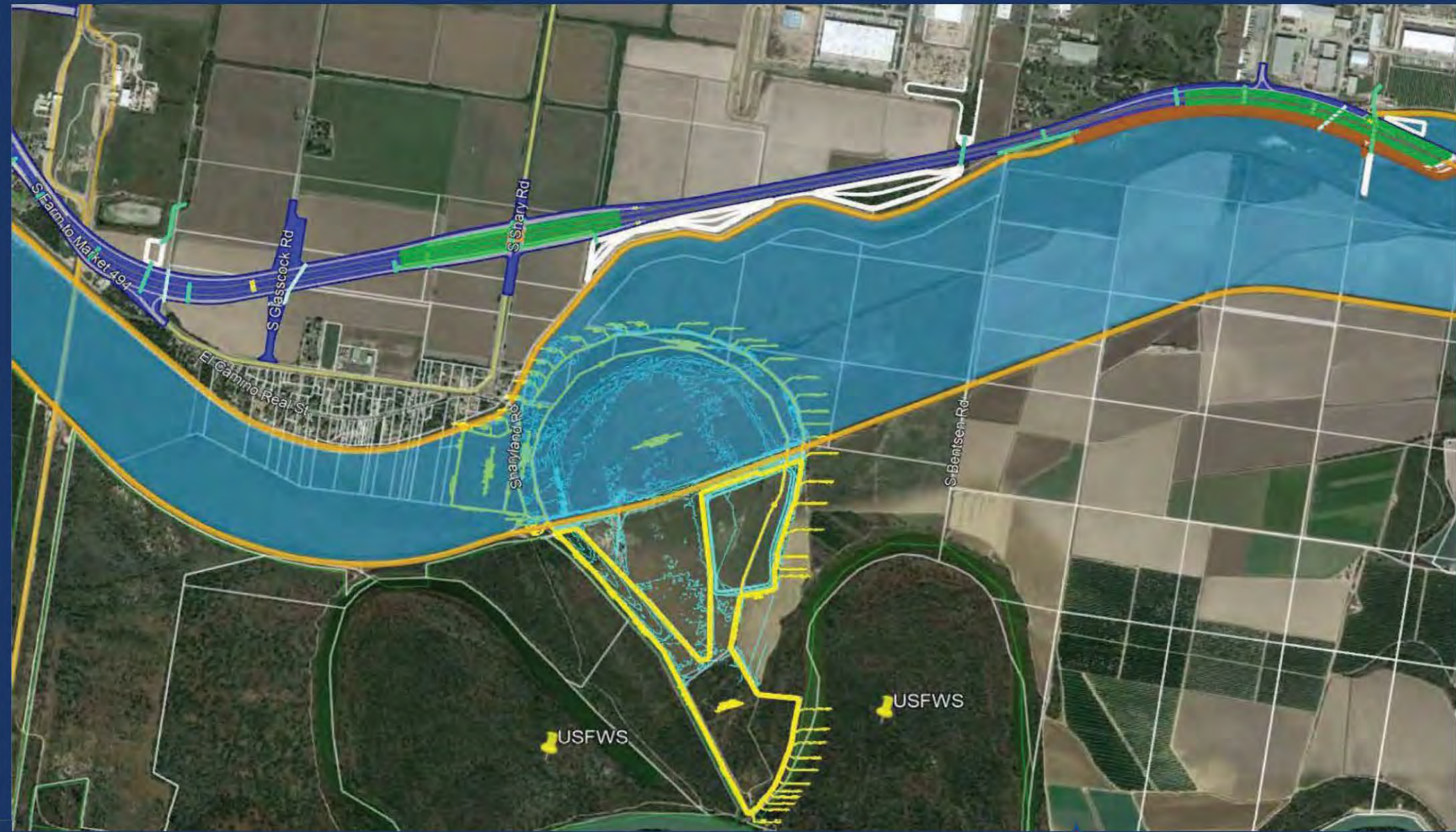
Activity	Date
Date of RFP Issuance:	September 8 th 2022
Pre-Proposal Meeting:	October 3 rd 2022
Questions & Requests for Clarifications Due no later than:	October 28 th 2022
Answers & Clarifications Provided no later than:	November 4 th 2022
Proposals Due:	December 9 th 2022
Anticipated Board Approval:	February 28 th 2023
Anticipated Award:	March 28 th 2023
Project Start Date:	April 2023 (Tentative)

Results

Excellent response to RFP with 5 proposers

Rank	Company	Cost	Final Score (Technical & Cost)
1	SICE	\$13,980,669	905
2	TransCore	\$23,493,849	838
3	Kapsch	\$14,897,725	811
4	A-to-Be	\$19,370,373	763
5	ETC	\$31,896,327	738

WETLAND MITIGATION SITE



▶ ADVANCE PLANNING

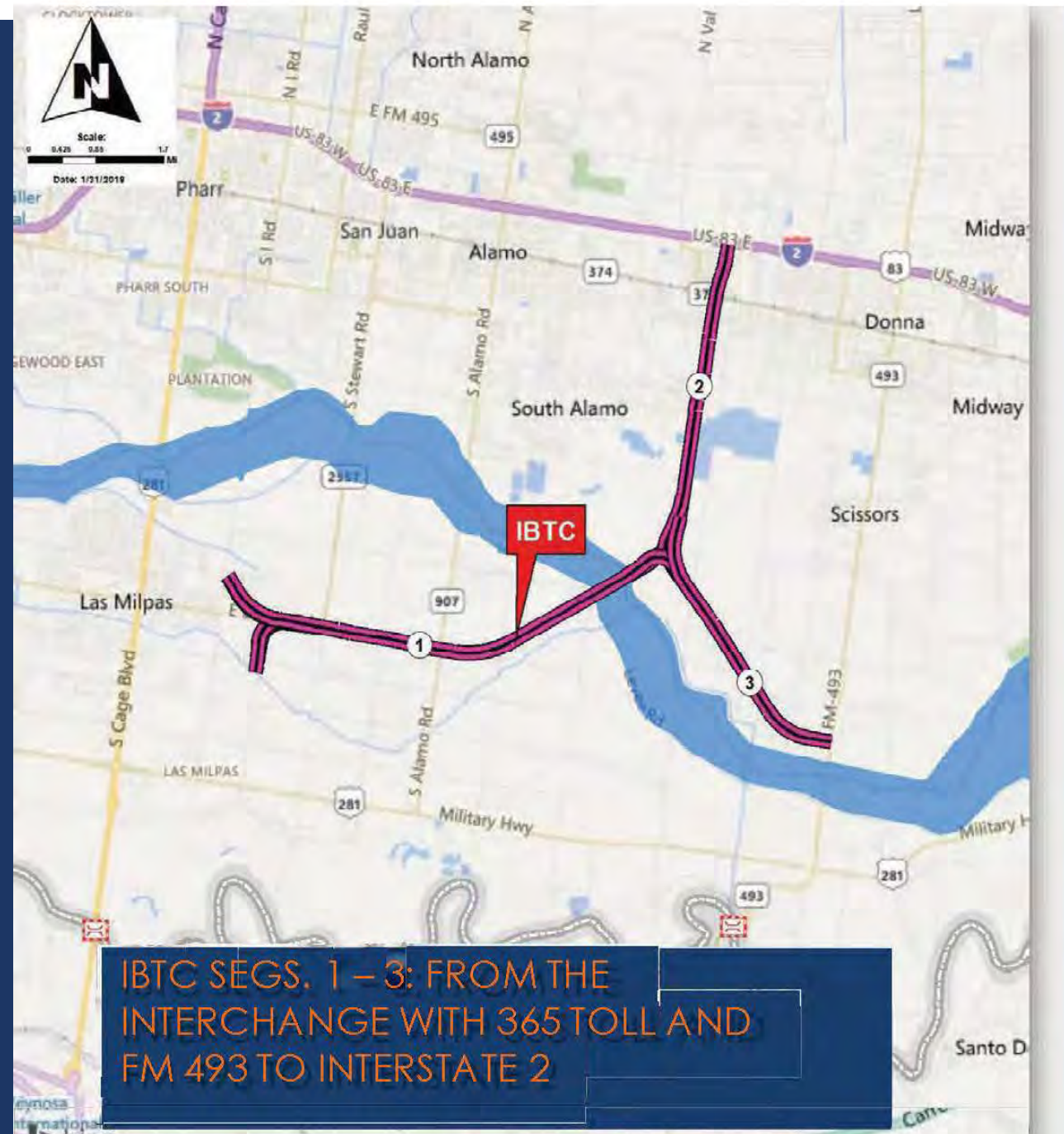
- Environmental:
- Received official agency correspondence on Conservation Easement from Office of Counsel and the Army Corps of Engineers on 9/19/2022.
- Anticipate project's letting in early 2023.



www.hcrma.net



HIDALGO COUNTY REGIONAL MOBILITY AUTHORITY



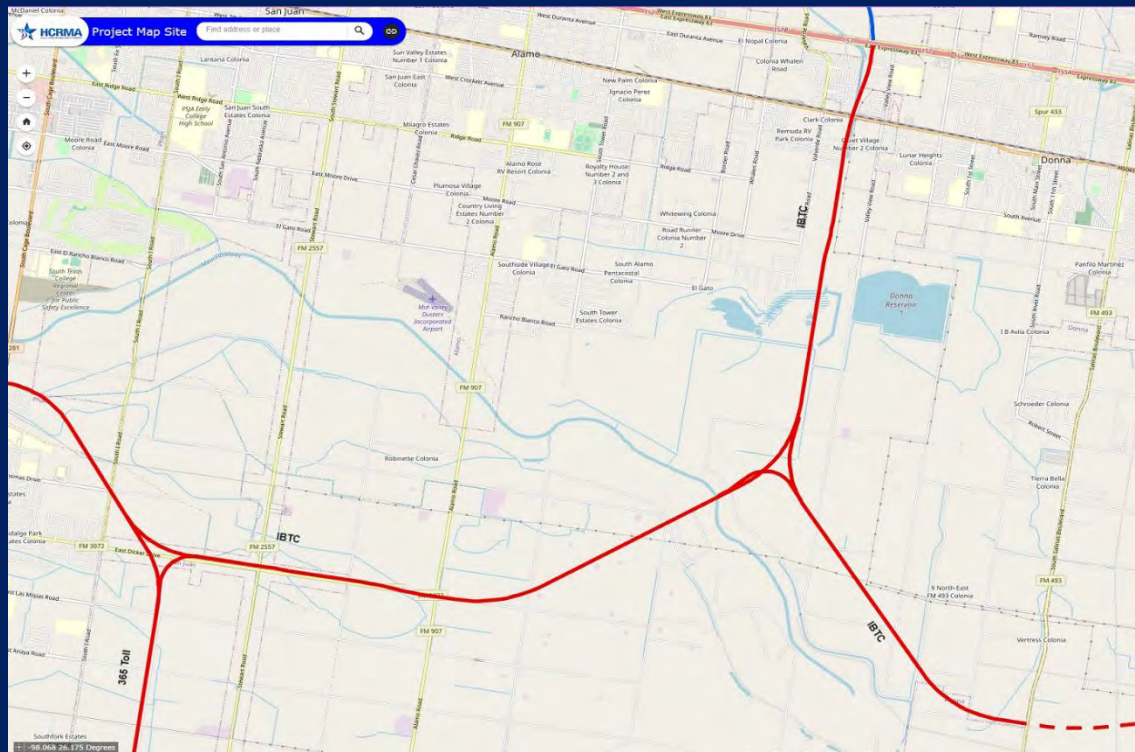
IBTC

13.15-mile long project. The proposed project would construct a new location non-tolled facility beginning at 1) 365 Tollway (Dicker Road) and extends 5.43 miles in a west direction. The alignment splits just west of FM 1423 (Val Verde Road) and travels north, 2) the northern leg continues 4.21 miles to Interstate Highway 2. The east leg 3) travels 3.51 miles east to where it is proposed to connect to FM 493.

IBTC SEGS. 1 – 3: FROM THE INTERCHANGE WITH 365 TOLL AND FM 493 TO INTERSTATE 2

HCRMA – IBTC Project

CSJ#:0921-02-142



Recent Key Activity:

- Included in Border Master Plan- High Impact Project
- Received Environmental Classification of Environmental Assessment October 2017.
- Held Public Meeting March 2019.
- TxDOT approved schematic November 2021.
- Public Hearing held March 2022.
- Risk workshop held with TxDOT Portfolio Management Division April 2022.
- Requested Functional Classification: Principal Arterial
- Estimated NEPA clearance by May 2023.
- Schematic updates UPRR Structure Group for Railroad Bridge over BUS83
- Working with RGVMPD/TxDOT to federalize project
- TxDOT/FHWA to migrate project ON-SYSTEM

1

Environmental: 99%

2

Preliminary Engineering: 75%

3

ROW & Utilities: 60%
63 of 186 parcels acquired

4

Design: 65%

5

Funding: 18% \$38M / \$211,442,110
HCRMA IBTC - 0921-02-142 – FY 2026
 – Revising Costs and Funding (PE, ROW, C, CE)
 – Pending FC

□ ADVANCE PLANNING

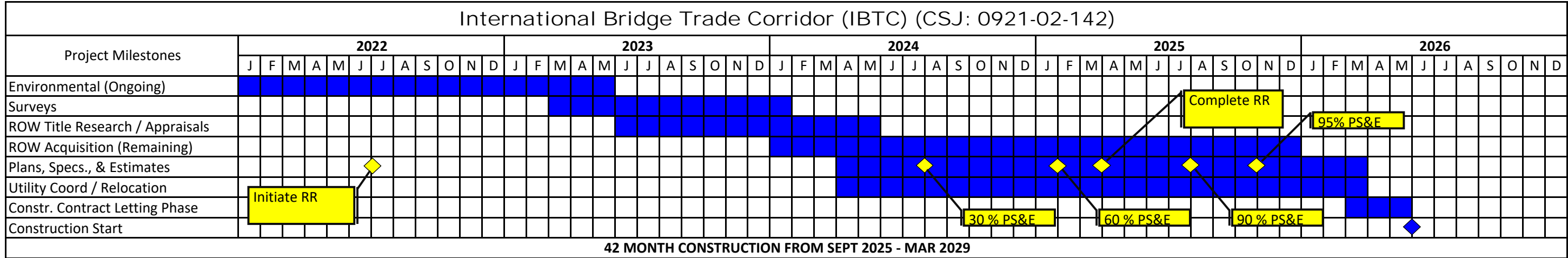
TxDOT anticipates the environmental document can be approved in early 2023, when the project is in the STIP.

Funding / UTP / TIP Status:

- Funding is non-toll and incorporates overweight corridor network fees to help finance project
- HCRMA requested via letter to TxDOT for On-System classification
- The project has been included in federalized amendment to 2023-26 STIP, adding \$20 Million of Category 7 federal funds to the project for construction. These additional funds (federal) are included in the revised STIP through the next STIP Amendment (likely in February 2023).
- Federal Functional Classification [FC] Request: HCRMA and the MPO are working on a list of recommendations that need to be addressed before the FC request of IBTC can move forward. This detailed review and preparation is all in attempt to ultimately allow the request to work through the steps of the review process much more seamlessly (First through the MPO then to TxDOT Pharr District then to TxDOT/TTI then for final review and hopeful approval from FHWA).

Environmental:

- Submitted Final EA revisions 8/8/2022.
The Final EA document will need to be updated (Project Consistency Section of the EA) upon federalizing project to illustrate the new funding for consistency and anticipate project's final determination by mid-2023.



—

	Milestones	Target Date	Updated Target Date
1	Start Date		
2	Feasibility Study		
3	SCH/ENV WA		
4	PSE WA	6/1/2022	1/1/2024
5	AFA	12/31/2021	9/30/2022
6	Geotechnical Report	9/1/2022	10/31/2023
7	Design Survey		1/31/2024
8	SUE		2/28/2025
9	Traffic Analysis		
10	Schematic		
11	PSE 30%	12/1/2022	7/31/2024
12	ENV Clearance	11/31/2021	5/31/2023
13	ROW Survey/Map	11/1/2021	8/31/2023
14	PSE 60%	12/1/2022	1/31/2025
15	PSE 95%	5/1/2023	10/31/2025
16	ENV Permits/Survey		
17	ROW Acquisition	6/1/2022	12/31/2025
18	Utility Adjustments	10/1/2022	3/31/2026
19	PSE 100%	7/31/2023	3/31/2026
20	Railroad Coord.	1/1/2022	7/1/2022 - 03/31/2025
21	Ready to Let	10/1/2023	9/1/2025

The IBTC project is broken down into two phases, Phase I (Interim Design) and Phase II (Ultimate Design). Phase I includes the construction of frontage roads on the West and East legs of the roadway and the mainlanes in the North leg and is the subject of this grant application. There are no frontage roads included in the North leg of the IBTC. Typical sections for the East, West, and North legs for Phase I of the IBTC can be found below.



Figure 2: East Leg Phase I Typical Section



Figure 3: West Leg Phase I Typical Section



Figure 4: North Leg Phase I Typical Section

Additional details on the proposed conditions for the West, East, and North legs in the Phase I design can be found below:

- **East Leg:** The East Leg of the project consists of one frontage road with one 12-foot-wide lane in each direction (two lanes total), 10-foot-wide inside and outside shoulders, a 12-foot-wide inside ditch, and an 8 to 10 feet outside ditch.
- **West Leg:** The West Leg includes two frontage roads with one 12-foot-wide lane in each direction (four lanes total), a 10-foot-wide outside shoulder, and a 4-foot-wide inside shoulder separated by a variable width grassy median. Also included is a 20-foot-wide outside ditch and variable width inside ditch.
- **North Leg:** The North Leg of the project includes two 12-foot-wide mainlanes in each direction (four lanes total), a 10-foot-wide outside shoulder, and a 4-foot-wide inside shoulder separated by a concrete barrier.

Phase I of the IBTC includes several proposed structures to help facilitate traffic flow and mitigate potential flooding impacts to the roadway. An underpass at Border Road, a bridge over the International Boundary and Water Commission (IBWC) Main Floodway Channel, a bridge/culvert at the Donna Reservoir, and an overpass at Business Highway 83 are all proposed as part of the Phase I design. The maximum depth of impacts for the proposed project would be 3 feet in areas for the new pavement, a maximum depth of 10 feet for cross-culverts, and a maximum depth of 10 feet for drainage ditches. At bridge structures, the depth of impacts may extend to 25 feet deep for drilled shafts or pile foundations.

Phase I includes the construction of frontage roads on the West and East legs of the roadway and the mainlanes in the North leg and is the subject of this grant application.

While this MPDG application is for the Phase I (Interim) Design, the IBTC will eventually be built out to include the Phase II (Ultimate) Design. Typical sections for the Phase II Design can be found below for reference.

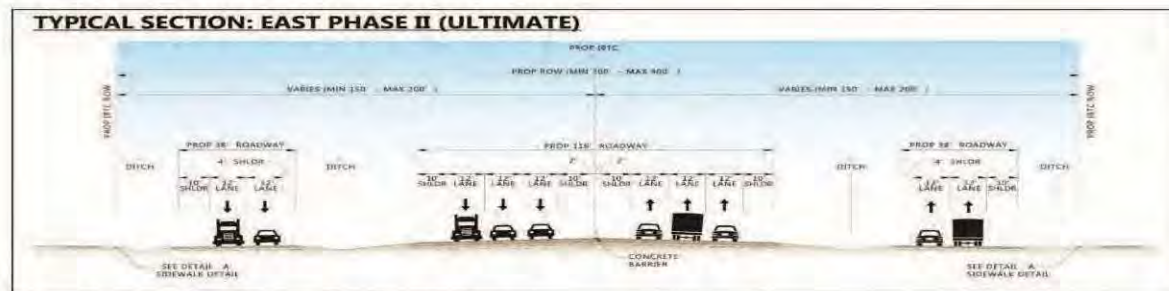


Figure 5: East Leg Phase II Typical Section

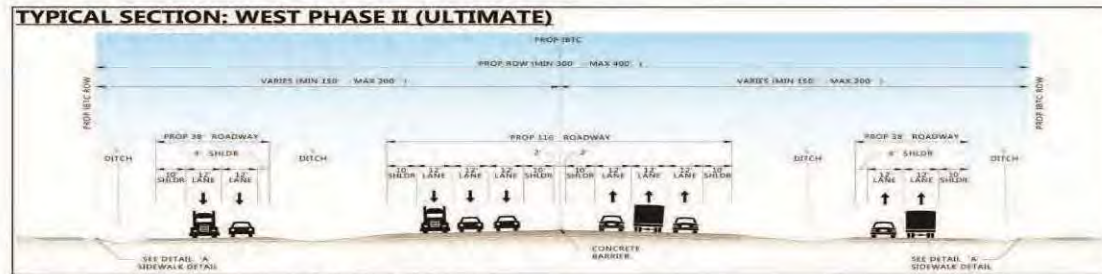


Figure 6: West Leg Phase II Typical Section

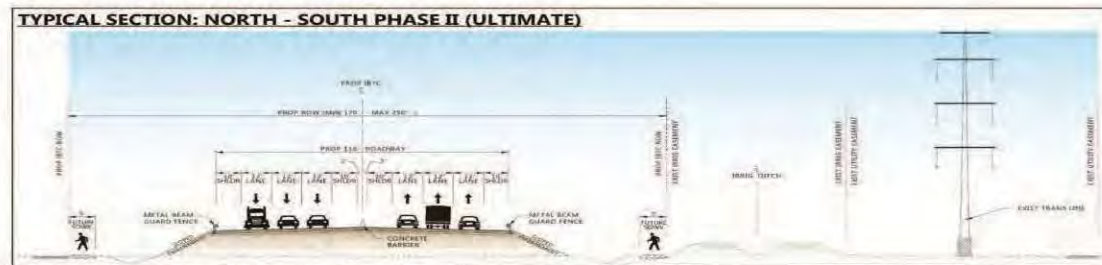


Figure 7: North Leg Phase II Typical Section

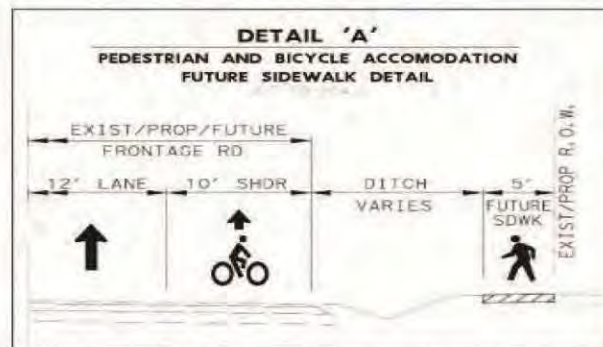


Figure 8: Pedestrian and Bicycle for Potential Future Accommodations Typical Section (East and West Legs)

While this MPDG application is for the Phase I (Interim) Design, the IBTC will eventually be built out to include the Phase II (Ultimate) Design.

OVERWEIGHT / OVERSIZE CORRIDOR SEGMENTS





Friday, March 10, 2023

Lenguaje inglés

Specialized Overweight Permits

Hidalgo County allows shippers to securely order specialized overweight permits online. The permits cover travel over the Hidalgo County roads listed below for vehicles weighing no more than the Mexican Legal Weight Limit or 125,000 lbs. For a more detailed explanation, see below.

Permit Information

The Hidalgo County Regional Mobility Authority (HCRMA) administers the Hidalgo County overweight corridor and facilitates the Hidalgo County Specialized Overweight Permits that allow for the movement of overweight vehicles carrying cargo on the following roads:

- (1) U.S. Highway 281 between its intersection with Pharr-Reynosa International Bridge and its intersection with State Highway 336.
- (2) State Highway 336 between its intersection with U.S. Highway 281 and its intersection with Farm-to-Market Road 1015.
- (3) Farm-to-Market Road 1016 between its intersection with State Highway 336 and its intersection with Trinity Road.
- (4) Trinity Road between its intersection with Farm-to-Market Road 1016 and its intersection with Farm-to-Market Road 396.
- (5) Farm-to-Market Road 396 between its intersection with Trinity Road and its intersection with the Anzalduas International Bridge.
- (6) Farm-to-Market Road 2061 between its intersection with Farm-to-Market Road 3072 and its intersection with U.S. Highway 281.
- (7) U.S. Highway 281 between its intersection with the Pharr-Reynosa International Bridge and its intersection with Spur 29.
- (8) Spur 29 between its intersection with U.S. Highway 281 and its intersection with Doffin Canal Road.
- (9) Doffin Canal Road between its intersection with the Pharr-Reynosa International Bridge and its intersection with Spur 29.
- (10) FM 2557 (Stewart Road) from US 281/Military Highway to Interstate 2 (US 83).
- (11) FM 3072 (Dicker Road) from Veterans Boulevard ('I' Road) to Cesar Chavez Road.
- (12) Route 12; US 281 (Cage Boulevard) from US 281/Military Highway to Anaya Road.
- (13) US 281/Military Highway from Spur 29 to FM 1015.
- (14) Farm to Market 1015 – Progresso International Bridge to Mile 9 North.
- (15) US 83 Business – Farm to Market 1015 to South Bridge Avenue.

The gross weight of cargo and equipment shall not exceed the allowable permissible axle load, the Mexican Legal Weight Limit or 125,000 lbs, whichever is less, and the dimensions of the load and vehicle shall not exceed 12' wide, 15'6" high, or 110' long.

▶ **OVERWEIGHT REPORT FOR April 2023:**
January 1, 2023–March 31, 2023

OW

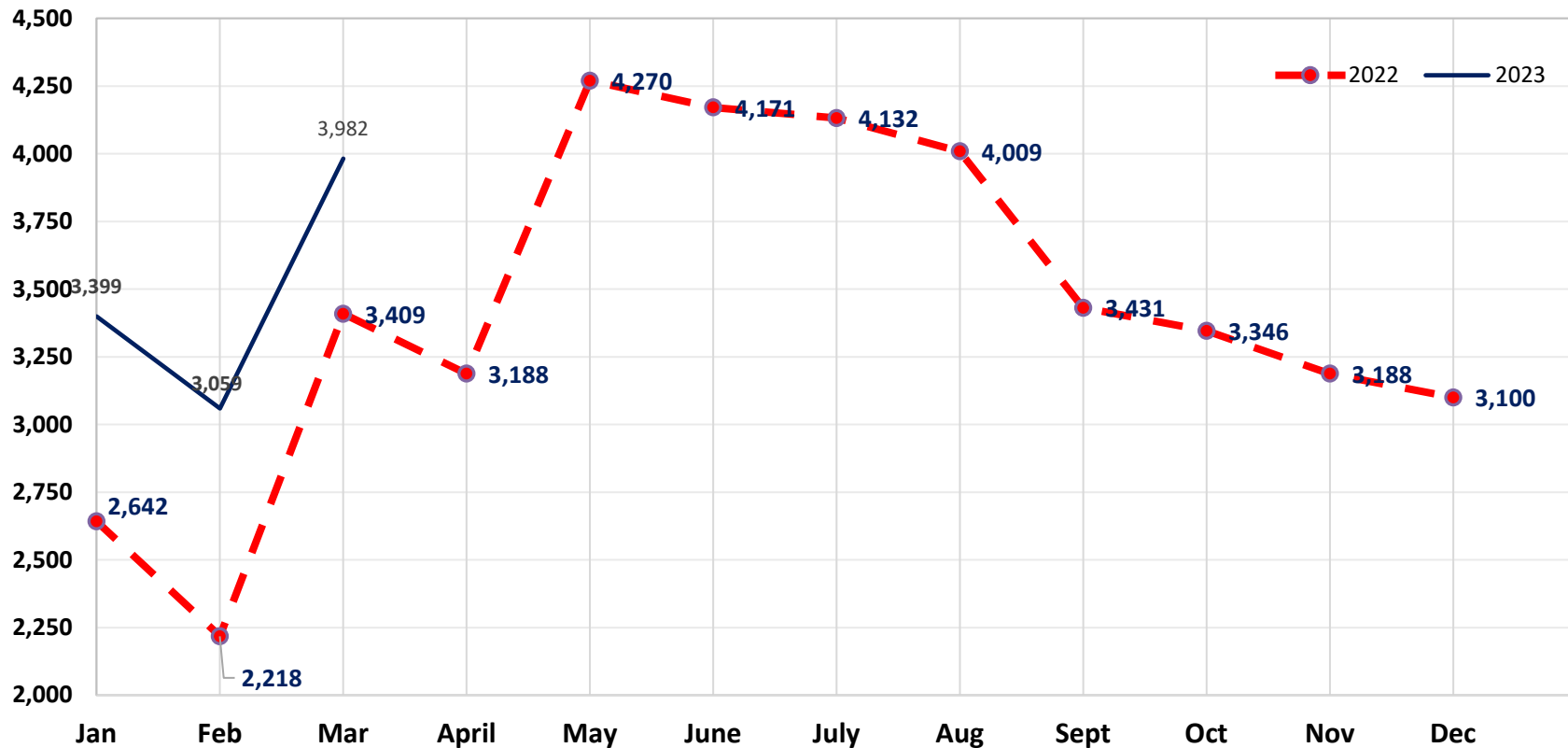
Total Permits Issued:	10,440
Total Amount Collected:	\$2,131,812
■ Convenience Fees:	\$ 43,812
■ Total Permit Fees:	\$2,088,000
– Pro Miles:	\$ 31,320
– TxDOT:	\$ 1,774,800
– HCRMA:	\$ 281,880

OVERWEIGHT REPORT FOR 2023:

JANUARY 1, 2023 – March 31, 2023

OW

Overweight/Oversized Permit Count
2022 - 2023 Monthly Comparison



Notes:

1. The permit count for 2022 (41,104) ended with a +4.5% (increase of 1831) compared to 2021 (39,273).
2. Monthly permit count of 3,982 represents a +16.81% (increase, 573) compared to the same month in 2022 (3,409).

CONSTRUCTION ECONOMICS

ENR's 20-city average cost indexes, wages and materials prices. Historical data for ENR's 20 cities can be found at [ENR.com/economics](https://enr.com/economics)

Construction Cost Index

+2.6%

ANNUAL INFLATION RATE

APR. 2023

1913=100	INDEX VALUE	MONTH	YEAR
CONSTRUCTION COST	13225.57	+0.4%	+2.6%
COMMON LABOR	24806.90	+0.7%	+1.2%
WAGE \$/HR.	47.73	+0.7%	+1.2%

Building Cost Index

+4.2%

ANNUAL INFLATION RATE

APR. 2023

1913=100	INDEX VALUE	MONTH	YEAR
BUILDING COST	8000.86	0.0%	+4.2%
SKILLED LABOR	11445.22	+0.4%	+3.0%
WAGE \$/HR.	63.18	+0.4%	+3.0%

Materials Cost Index

-0.2%

MONTHLY INFLATION RATE

APR. 2023

1913=100	INDEX VALUE	MONTH	YEAR
MATERIALS COST	5870.45	-0.2%	+6.2%
CEMENT \$/TON	190.44	+2.1%	+19.8%
STEEL \$/CWT	96.02	+0.2%	+15.2%
LUMBER \$/MBF	962.19	-2.1%	-13.9%

The Construction Cost Index's annual escalation rose 2.6%, while the monthly component rose 0.4%.

The Building Cost Index was up 4.2% on an annual basis, while the monthly component stayed flat.

The Materials Cost Index fell 0.2% this month, while the annual escalation rate increased 6.2%.

ENR's Materials Prices For April 2023

CORRUGATED-STEEL PIPE

0.0%

MONTHLY CORRUGATED-STEEL PIPE PRICES STAYED FLAT IN APRIL.



DUCTILE-IRON PIPE

+0.7%

MONTHLY PRICES ROSE 0.7% WHILE YEARLY PRICES INCREASED 13.9%.



20-CITY AVERAGE

ITEM UNIT \$PRICE %MONTH %YEAR

REINFORCED-CONCRETE PIPE (RCP)

12"	FT	25.50	-0.9	+11.4
24"	FT	51.73	-1.2	+13.1
36"	FT	111.01	-0.1	+20.6
48"	FT	182.40	-0.2	+18.8

CORRUGATED-STEEL PIPE (CSP)

12"	FT	13.71	-0.6	+12.6
36"	FT	44.00	0.0	+10.1
60"	FT	93.51	+0.9	+7.9

POLYETHYLENE PIPE (PE): UNDERDRAIN

4"	FT	0.95	-1.9	+19.2
----	----	------	------	-------

POLYVINYL-CHLORIDE PIPE (PVC)

Sewer, 46"	FT	2.90	+0.2	+14.1
8"	FT	10.13	+1.8	+29.7
Water, 6"	FT	11.07	+3.6	+23.8
8"	FT	13.98	+1.3	+27.9
12"	FT	22.67	-0.7	+12.4

DUCTILE-IRON PIPE (DIP)

6"	FT	25.65	+0.2	+17.2
8"	FT	36.86	+0.7	+13.9
12"	FT	56.44	+0.6	+14.0


COPPER WATER TUBING: TYPE L

1/2"	FT	2.37	-3.4	+9.0
1 1/2"	FT	12.41	-0.4	+13.4

PVC WATER PIPE

+3.8%

PRICES INCREASED 3.8% SINCE APRIL, AND ARE UP 27.9% SINCE APRIL 2022.



REINFORCED-CONCRETE PIPE

-1.2%

PRICES FOR REINFORCED-CONCRETE PIPE DECREASED 1.2% SINCE LAST MONTH.

