

AGENDA

TECHNICAL ADVISORY COMMITTEE MEETING
THURSDAY, July 8, 2021 – 10:00 AM
RIO GRANDE VALLEY
METROPOLITAN PLANNING ORGANIZATION (RGVMPO)

Full TAC Business Agenda (Meeting Will be Held as a Videoconference)

[Click here to join the meeting](#)

I. Call To Order

II. Roll Call

III. Public Comments – Maybe submitted online or maybe submitted in paper form specifying the matter you wish to address.

1. Approval of June 10, 2021, Minutes

Action Possible Action Information

Presenter: **Pete Sepulveda, TAC Chairman**

Item Summary: Approval of the June 10, 2021, meeting minutes contained in Electronic Item "A" will be requested.

Background: N/A

2. Consent Agenda

2.1 Discussion and Possible Action of Amendment to Targets for Roadway System Performance Targets - Resolution 2021-09

Action Possible Action Information

Presenter: **Miguel Arispe, GIS Specialist II**

Item Summary: An Amendment to Resolution 2021-04 which states the RGVMPO agrees to support the updated Statewide PM2 and PM3 Performance Targets. (Approved 02/24/2021).

Background: On February 24,2021, the RGVMPO Policy Board approved Resolution 2021-04 agreeing to support the Statewide Targets set forth by the Texas Department of Transportation for PM2 and PM3 Performance Targets. The Amended "Resolution 2021-09" reflects 3 Revised Targets which were initially displayed incorrectly (See Attachment).

2.2 Discussion and Possible Action on 2021-2024 TIP & 2045 MTP – Revisions and Administrative Modifications

Action Possible Action Information

Presenter: Rudy Zamora, Planner I / TxDOT

Item Summary: RGVMPPO staff is seeking approval of the 2021-2024 TIP & 2045 MTP Revisions / Administrative Modifications. A final draft copy of the Highway & Transit TIP, MTP, and Summary Sheets have been included for your review.

Background: The RGVMPPO TIP & MTP is updated quarterly, but due to issues with fiscal constraint, the original deadline (May of 2020) for approval of these documents was set back significantly. A fiscal constraint reset was approved by our TPB in January of 2021. The State TIP (STIP) is pending official approval but a proposed deadline for revisions to the Highway and Transit TIP tables was set for August of 2021. A deadline of July 27th has been assigned for all revisions and modifications to be uploaded via the E-STIP Portal. A 30-day Public Involvement period began on June 11th and will end on July 11th, 2021. Please take in consideration all updates received from our local governments, the diligent communication between RGVMPPO staff, TXDOT staff, our TAC & TPB, and all items reviewed during the workshop held on July 7th, before approving these documents. RGVMPPO staff is available to address any questions, comments, or concerns.

2.3 Discussion and Possible Action on the FY2022-2023 UPWP

Action Possible Action Information

Presenter: Chris/Fernando Cantu, GIS Specialist II

Item Summary: Staff will be providing updated information on the FY2022-2023 UPWP.

Background: RGVMPPO staff has made Administrative changes to the FY2022-2023 UPWP and has also made changes reflecting TXDOT Review of the documents (**See Attachments**).

2.4 Discussion of Category 7 Funds for Direct State Cost

Action Possible Action Information

Presenter: **Andrew Canon, RGVMPPO**

Item Summary: Historically, Category 7 has been used at times to cover the Direct State Cost associated with projects.

Background: Commissioner Fuentes has asked the RGVMPPO to add this item to the agenda for discussion and clarification with our partners at TxDOT on the eligibility of using Cat. 7 funding to cover the Direct State Cost associated with project development. It is believed that TxDOT is revising the way that Direct State Costs are charged to off-system roadways beginning with the Mile 6 Project and clarification is being sought.

IV. RGVMPPO EXECUTIVE DIRECTORS' REPORT AND UPDATES

Presenter: **Andrew A. Canon, RGVMPPO**

Item Summary: **New Offices Location – Follow-up**

Action Possible Action Information

Presenter: **Andrew A. Canon, RGVMPPO**

Item Summary: **Financial Update**

Action Possible Action Information

Presenter: **Andrew A. Canon, RGVMPPO**

Item Summary: **CAT 7 – Comprehensive Sheet - UPDATE**

Action Possible Action Information

Presenter: **Andrew A. Canon, RGVMPPO**

Item Summary: **TASA - UPDATE**

Action Possible Action Information

V. Status Report

A. TxDOT Project Status Report

Action Possible Action Information
Presenter: **TxDOT**

B. Cameron County RMA

Action Possible Action Information
Presenter: **Pete Sepulveda**

C. Hidalgo County RMA

Action Possible Action Information
Presenter: **Eric Davila**

D. McAllen Metro

Action Possible Action Information
Presenter: **Jon Bocanegra**

E. Brownsville Metro

Action Possible Action Information
Presenter: **Antonio Zubieta**

F. Valley Metro

Action Possible Action Information
Presenter: **Frank Jaramillo**

VI. Other Business (Old or New): This item provides an opportunity for members to bring items of interest before the group.

VII. Next Meeting: The next meeting of the RGVMPPO Transportation Technical Committee is scheduled for **10:00 am on August 12, 2021.**

**RIO GRANDE VALLEY METROPOLITAN PLANNING ORGANIZATION
TECHNICAL ADVISORY COMMITTEE
VIA MICROSOFT TEAMS**

June 10, 2021

I) CALL TO ORDER

Pete Sepulveda, (Cameron County RMA) Chairman called the TAC Meeting to order at 10:00 a.m. The TAC Meeting was held remotely with the following TAC Members in attendances.

II) ROLL CALL

RGVTAC Representatives in attendance were as follows:

MEMBERS PRESENT	
ENTITY	VOTING MEMBERS
Cameron County RMA	Pete Sepulveda, Chairman
City of Mission	JP Terrazas, Vice Chairman
City of Brownsville	Joel Garza
City of Edinburg	Tom Reyna
City of Harlingen	Carlos Sanchez
City of McAllen	Yvette Barrera
City of Pharr	Omar Anzaldua
City of San Benito	Rick Guerra (Mayor) ABSENT
Cameron County	Benjamin Worsham
Hidalgo County	Armando Garza, Jr.
TxDOT Pharr District	Melba Schaus
Valley Metro	Frank Jaramillo
Hidalgo County RMA	Eric Davila
Brownsville Metro	Antonio Zubieta
McAllen Metro	Jon Bocanegra
Port of Brownsville	Ariel Chavez, III
Port of Harlingen	ABSENT
Port Isabel-San Benito Navigation District	ABSENT
Cameron County Spaceport Dev. Corp.	Mark Yates / Crystal Gonzalez
MEMBERS PRESENT	
GUEST	
LRGVDC	Manuel Cruz, Executive Director
GUEST	
STAFF	
RGVMPO	Andrew A. Canon
RGVMPO	Luis Diaz
RGVMPO	Staff

III) PUBLIC COMMENTS

NONE

IV) PRESENTATION, ACTION AND DISCUSSION ITEMS

1. Consideration and Action to Approve the Minutes of May 13, 2021

Pete Sepulveda (Cameron County RMA) Chairman asked if there were any corrections to the minutes of May 13, 2021.

No corrections were noted to the minutes of May 13, 2021, and the City of McAllen made a motion to approve the minutes of May 13, 2021, as presented by staff. The motion was seconded by TxDOT; and upon a vote, the motion carried unanimously.

2. CONSENT AGENDAS

2.1 Discussion and Possible Action of Re-Designation Amendment

Staff noted that at the last month TAC Meeting the Re-designation Agreement was tabled due to it not being ready for approval. Mayor Boswell (City of Harlingen) did review the agreement and several corrections and additions were made to the Re-Designation Agreement as recommended and are highlighted in yellow as follows:

Page 1 -A. Identification of Valley MPO Boundary: The Valley MPO Boundary shall include all the territory combined from the three (3) existing MPO boundaries and the urbanized areas of Starr County as identified by the latest census designations.

Page 2 – Composition of Policy Board – Weighted Votes is as follows:

Table 1. Transportation Policy Board			
	2010 Population by City	Members	Weighted Votes
Hidalgo County	240,273	1	7
City of Brownsville	175,023	1	4
Cameron County	136,486	1	4
City of McAllen	129,877	1	3
City of Edinburg	77,100	1	2
City of Mission	77,058	1	2
City of Pharr	70,400	1	2
City of Harlingen	64,849	1	2
City of San Benito (<i>reference section 1.05, e.</i>)	24,250	1	1
Cameron County RMA		1	1
Hidalgo County RMA		1	1
Starr County	60,968	1	1
Valley Metro		1	1
TxDOT Pharr District		1	1
Additional cities (N=number of cities that reach the 50,000-population threshold)			
Total		43 14	34 32

Chairman Sepulveda for clarification asked Staff that this was just procedure to add Starr County to the Policy Board voting structure. Staff replied, “that is correct”, and the approval of Governor Abbott is also pending.

TxDOT had a couple of comments with the wording being used in the document, the Title in the Document is “Re-Designation Agreement for MPO Consolidation”. Starr County is NOT an MPO; therefore, maybe should read...” Agreement for MPO Boundary Expansion”.

Chairman and staff did note that in the original document that is how it read, however; staff will get in touch with Mayor Boswell (City of Harlingen) and ask for guidance regarding Starr County.

TxDOT second comment was in the first paragraph how the Rio Grande Valley Metropolitan Planning Organization is referred to vs “the Valley MPO”, which is how it is worded throughout the whole document. Just refer to it as “RGVMPO” throughout the whole document.

Again, staff will be reaching out to Mayor Boswell and address these comments and have them presented at the Policy Board Meeting for approval.

TxDOT noted that on Page 3, the word “Transportation” on the third line; last paragraph needs to be corrected and finally, TxDOT had one last comment regarding the maps and the smoothing of the Boundaries, understanding they were done after the 2020 Census up to standards and approved by Policy Board.

Staff noted that it was approved by the Policy Board, and it was also mail out to Jessica Butler with the explanation on how the smoothing of the Boundaries were done on the urbanize area and again Re-Designation Agreement is still pending the Governor’s approval.

After some discussion on this item, City of Edinburg made a motion to recommend approving the Re-Designation Agreement for MPO Consolidation to the Policy Board; with the corrections noted and with staff getting clarification from Mayor Boswell on the wording as discussed by TxDOT. The motion was seconded by City of Harlingen; and upon a vote, the motion passed unanimously.

2.2 Discussion and Possible Action on 2021-2024 TIP & 2045 MTP Revisions

RGVMPO staff is seeking guidance and recommendations for approval of the 2021-2024 TIP & 2045 MTP Revisions/ADMIN modifications. A draft copy of the Highway TIP and a ranking of Category 7 funded projects are shared within the meeting packet. The RGVMPO TIP & MTP is updated quarterly, but due to issues with fiscal constraint, the original deadline (May of 2020) for approval of these documents was set back significantly. A fiscal constraint reset was approved by our TPB in January of 2021. The State TIP (STIP) is pending official approval but a proposed deadline for revisions to the Highway and Transit TIP tables is set for August 2021. Upon official announcement of the STIP approval, a firm deadline will be issued for all revisions and modifications to be uploaded via the E-STIP Portal. Prior to uploading of supporting documentation, a 30-day Public Involvement period will be necessary to establish transparency with our local entities and the public. Please advise on any discrepancies and share comments and/or concerns regarding our region's projects.

Staff noted that a Workshop is scheduled for July 7, 2021, between 10AM-12 (Noon), all updates are being requested prior to the Workshop to incorporate those changes to TIP/MTP Revisions. Staff concluded by letting TAC members present know that updates/revisions will be posted on RGVMPO Website for anyone to review.

Chairman Sepulveda ask TxDOT confirmation date for the August TIP Update. TxDOT reply, was no definite date has been set, since the 2021-2024 STIP has NOT yet been approved.

Chairman Sepulveda ask when will the "DRAFT MTP" be ready for review by staff.

Rudy noted that the Draft TIP/MTP will be or should be ready for the August Revisions submittal deadline of July 27, 2021. If all goes well with Public Involvement, which is set to start June 10, 2021, and ends July 11, 2021. Staff is asking for all submittals for both TIP/MTP be provided to staff, no later than July 7, 2021, before the Workshop.

Andrew noted that both the TIP/MTP tables will be posted on the Website by Friday, June 11, 2021, for TAC / Policy Board to start reviewing for the duration of the Public Involvement Period.

After much discussion on this item, Hidalgo County made a motion to acknowledge the 2021-2024 TIP & 2045 MTP Revisions as discussed and presented by Staff. The motion was seconded by the City of Pharr; and upon a vote, the motion passed unanimously.

2.3 Discussion and Possible Action on FY 2022-2023 United Planning Work Program (UPWP)

Fern Cantu provided information on the FY2022-2023 UPWP. RGVMPO staff is asking to move over funds from FY2021 Task 2 into Task 4 in the amount of \$100,000, to be utilized to balance out the books and this will be a zero-sum game.

No discussion took place on this item, TxDOT made a motion to recommend approval of the FY2022-2023 UPWP to the Policy Board as presented by staff. The motion was seconded by City of Harlingen; and upon a vote, the motion passed unanimously.

City of Harlingen asked about the studies for Harlingen, which were not included in this 2020-2021 UPWP. Staff did clarify for everyone that is CORRECT, those studies were part of the 2022-2023 UPWP.

IV. RGVMPO EXECUTIVE DIRECTORS' REPORTS AND UPDATES

New Office Location – Staff noted that final approval has been received by FHWA to move staff to the new Office in Edinburg and moving date is set for the first week of August 2021. It will be at the discretion of the Policy and TAC Board to determine how long these Virtual Meeting will be held. Both TAC and Policy Meeting will continue to be held at the Ken Jones Boardroom.

Brownsville Office – Still Pending additional information on the Brownsville office, which will house (4) Four RGVMPO Employees.

TIP Workshop - Staff will be sending an email regarding holding the Virtual TIP Workshop July 7, 2021, from 10AM – 12 (Noon).

Executive Director - Will be on Vacation from June 16, 2021, thru June 25, 2021. Please contact Luis Diaz, Asst. Director for any question or concerns.

Financial Update

Mr. Canon provided the financial update and noted that the current budget continues with a positive trend. *Report filed with the June 10, 2021, RGVTAC Packet.*

TASA / Category 9 Update - Eva provided background/current status/ and the next steps regarding TASA Funding discussions, decisions, and / or potential impact on future and other projects with the following slides: (*Report only, no action taken at this time*).

OBJECTIVES

PAST

PAST

Award Amount	Sponsor	Project Name	AFA Resolution	June 2021 Project Status
\$120,000	McAllen	Vision Zero Planning Study	Sept. 24, 2019	AT RISK OF LAPSING FUNDS
\$134,000	Pharr	Pedestrian Safety Wellness Plan	Oct. 21, 2019	AT RISK OF LAPSING FUNDS
\$1,577,340	PSA	In-City Ped Safety Improvements	Mar. 18, 2019	FPAA Received Sept. 2020
\$422,400	Edinburg	Hike & Bike Lighting Improvements	Mar. 27, 2019	FPAA Received May 2021
\$272,593	Donna	Sidewalk Improvements	Oct. 31, 2018	AT RISK OF LAPSING FUNDS

PRESENT

PRESENT

Award Amount	Sponsor	Project Name	June 2021 Project Status
\$120,000	McAllen	Vision Zero Planning Study	RFP Approval & Advertisement Pending
\$134,000	Pharr	Pedestrian Safety Wellness Plan	RFP Approval & Advertisement Pending
\$272,593	Donna	Sidewalk Improvements	Railroad Agreement Pending

FUTURE

ACTION ITEMS / NEXT STEPS

Both the City of Pharr and City of McAllen indicated that their projects are moving forward and confidence their RFP will let by September 30, 2021.

Chairman Sepulveda instructed Staff to assist City of Donna with their project as much as possible. Staff acknowledged the Chairman's request and did let the TAC members know that the City of Donna will be discussing the Donna Project at their next City Commission Meeting. Staff will be in attendance. The City of Edinburg also offered to assist the City of Donna with their project.

TxDOT did have a minor correction on the FPAA date, actual date is mid to late -August, due to FHWA trying to meet other deadlines.

V. STATUS REPORTS

A. TxDOT Project Status Report

Melba (TxDOT) provided an updated TxDOT Project Status Report within the RGVMPPO area, Via Microsoft Teams. The following report included some of many TxDOT Monthly Letting Projects that has been extended from (November 2020 – August 2022). *TxDOT Project Status Report is filed with the June 10, 2021, RGVTAC Packet. (Report only, no action taken at this time).*

B. Cameron County RMA

Pete Sepulveda (Cameron County RMA) provided an updated presentation Via Microsoft Teams on projects that are currently within the Cameron County RMA. All projects are moving forward as scheduled. *Cameron County RMA report is filed with the June 10, 2021, RGVTAC Packet. (Report only, no action taken at this time).*

C. Hidalgo County RMA

Eric Davila, PE, (Hidalgo County RMA) provided an updated presentation Via Microsoft Teams on projects that are currently within the Hidalgo County RMA; he discussed the major milestones of each project. *The Hidalgo County RMA monthly report is filed with the June 10, 2021, RGVTAC Packet. (Report only, no action taken at this time).*

D. McAllen Metro

Jon Ray Bocanegra with McAllen Metro report was provided and is filed with the June 10, 2021, RGVTAC Packet. **(Report only, no action taken at this time).**

E. Brownsville / Island Metros

Antonio Zubieta provided an updated report Via Microsoft Teams which included the Brownsville Metro and Island Metro. These reports include on-going connecting community projects and combined ridership. **The reports are filed with June 10, 2021, RGVTAC Packet. (Report only, no action taken at this time).**

F. Valley Metro

Frank Jaramillo provided an update report Via Microsoft Team, for both the Rural and Urban areas for the Year-To-Date Report. **The Valley Metro Report was provided and is filed with the June 10, 2021, RGVTAC Packet. (Report on, no action taken at this time).**

VI. NEW OR UNFINISHED BUSINESS

City of McAllen – Emergency Relief Program Request Update – Chairman Sepulveda did let the City of McAllen know that he would be contacting Mr. Alvarez with TxDOT and possibly have it as an item at the next TAC meeting for discussion.

Next TAC Meeting is scheduled for July 8, 2021.

VII. ADJOURNMENT:

There being no further business to come before the RGVTAC Members, Chairman Sepulveda called for a motion to adjourn. City of McAllen made a motion to adjourn the meeting at 11:13 AM. The motion was seconded by City of Edinburg; and upon a vote, the motion carried unanimously.

RESOLUTION 2021-09
Adoption of Targets for Roadway System Performance Targets
Established by the Texas Department of Transportation (Amendment to Resolution 2021-04)

WHEREAS, the RGV MPO is responsible for a Multi-modal Transportation Planning and Programming process; and

WHEREAS, the RGV MPO provides local direction for urban transportation planning and the allocation of federal transportation funds to entities within the region; and

WHEREAS, Moving Ahead for Progress in the 21st Century Act and subsequent Fixing America’s Surface Transportation Act require the implementation of Performance Measures to assist in the Transportation Planning Process; and

WHEREAS, the State of Texas Department of Transportation has adopted the following adjusted 2022 targets for Bridge and Pavement Conditions and Roadway System performance:

1. Pavement in Good Condition
 - a. National Highway System (Interstate): 66.5%
 - b. National Highway System (Non-Interstate): 54.1%
2. Pavement in Poor Condition
 - c. National Highway System (Interstate): 0.2%
 - d. National Highway System (Non-Interstate): 14.2%
3. National Highway System Bridge Condition
 - a. Good: 50.42%
 - b. Poor: 1.50%
4. Interstate Reliability: **70.0%**
5. Non-interstate National Highway System Reliability: **70.0%**
6. Truck Travel Time Reliability: **1.76**

NOW THEREFORE, BE IT RESOLVED, that the RGV MPO Policy Board agrees to adopt and support the Texas Department of Transportation 2022 targets as outlined above and supports any amendments made by TXDOT during review periods,

BE IT FURTHER RESOLVED, that the RGV MPO Policy Board will plan and program projects that contribute to the accomplishment of said targets and goals.

Approved Date: July 14, 2021

The Honorable Ambrosio “Amos” Hernandez
City of Pharr
Chairman of the RGV MPO Policy Board

Pedro R. Alvarez, P.E.
District Engineer
TxDOT-Pharr District

Andrew A. Canon
RGV MPO Executive Director

Brownsville Area - RGVMPO
FY 2021 - 2024 Transportation Improvement Program

Funding by Category

Funding Category	Description	FY 2021		FY 2022		FY 2023		FY 2024		Total FY 2021 - 2024	
		Programmed	Authorized	Programmed	Authorized	Programmed	Authorized	Programmed	Authorized	Programmed	Authorized
1	Preventive Maintenance and Rehabilitation	\$0	\$0	\$0	\$0	\$0	\$0	\$0	\$0	\$0	\$0
2M or 2U	Urban Area (Non- TMA) Corridor Projects	\$0	\$0	\$0	\$0	\$15,120,000	\$15,120,000	\$22,560,000	\$22,560,000	\$37,680,000	\$37,680,000
3	Non-Traditionally Funded Transportation Project	\$500,000	\$500,000	\$11,999,653	\$11,999,653	\$0	\$0	\$96,636,662	\$96,636,662	\$109,136,315	\$109,136,315
4	Urban and Regional Connectivity	\$0	\$0	\$0	\$0	\$0	\$0	\$0	\$0	\$0	\$0
5	CMAQ	\$0	\$0	\$0	\$0	\$0	\$0	\$0	\$0	\$0	\$0
6	Structures - Bridge	\$0	\$0	\$0	\$0	\$0	\$0	\$0	\$0	\$0	\$0
7	Metro Mobility & Rehab		\$0	\$20,706,250	\$20,706,250	\$380,300	\$380,300	\$6,968,000	\$6,968,000	\$28,054,550	\$28,054,550
8	Safety	\$0	\$0	\$0	\$0	\$0	\$0	\$0	\$0	\$0	\$0
9	TAP Set-Aside Program	\$0	\$0	\$0	\$0	\$0	\$0	\$0	\$0	\$0	\$0
10	Supplemental Transportation	\$0	\$0	\$0	\$0	\$0	\$0	\$0	\$0	\$0	\$0
10 CBI	Corridor Border	\$0	\$0	\$0	\$0	\$0	\$0	\$6,500,000	\$6,500,000	\$6,500,000	\$6,500,000
11	District Discretionary	\$0	\$0	\$0	\$0	\$0	\$0	\$9,100,000	\$9,100,000	\$9,100,000	\$9,100,000
Rider 11	Energy Sector	\$0	\$0	\$0	\$0	\$0	\$0	\$0	\$0	\$0	\$0
12	Strategic Priority	\$0	\$0	\$0	\$0	\$0	\$0	\$0	\$0	\$0	\$0
Total		\$500,000	\$500,000	\$32,705,903	\$32,705,903	\$15,500,300	\$15,500,300	\$141,764,662	\$141,764,662	\$190,470,865	\$190,470,865

Funding Participation Source

Source	FY 2021	FY 2022	FY 2023	FY 2024	Total FY 21-24
Federal		\$16,565,000	\$12,400,240	\$37,402,400	\$66,367,640
State	\$0	\$0	\$3,024,000	\$6,332,000	\$9,356,000
Local Match		\$4,141,250	\$76,060	\$1,393,600	\$5,610,910
CAT 3 - Local Contributions (LC)	\$500,000	\$11,999,653	\$0	\$96,636,662	\$109,136,315
Total	\$500,000	\$32,705,903	\$15,500,300	\$141,764,662	\$190,470,865

Annotations

- *Local Match should be a percent of participation on a specific category of funding except non-traditional funding.
- The TIP financial summary should be a total of all projects currently within your TIP, excluding grouped projects.
- You can add / delete funding source rows as needed.
- All non-traditional programmed amount should equal all non-traditional (CAT 3) funding source amounts

Brownsville Area - RGV MPO
 FY 2021-2024 Transportation Improvement Program
 Pharr District Projects
 FY 2021

DISTRICT	COUNTY	CSJ	HWY	PHASE	CITY	PROJECT SPONSOR	YOE COST
PHARR	CAMERON	0921-06-291	CS	E	BROWNSVILLE	CCRMA	\$500,000
LIMITS FROM:		On Morrison Rd., from FM 1847				REVISION DATE:	8_2021
LIMITS TO:		FM 511				MPO PROJ NUMBER:	BMPO-E3
		Construct 4 Lane Urban Roadway				FUNDING CAT(S):	CAT 3 LC
PROJECT DESCRIPTION:		PROJECT HISTORY: REVISION - Added Project Phase from 2020 - Pending Functional Classification					
REMARKS							
E= PRELIMINARY ENGINEERING							
P7:							
TOTAL PROJECT COST INFORMATION				AUTHORIZED FUNDING BY CATEGORY/SHARE			
PRELIM ENG:	\$500,000	COST OF		FEDERAL	STATE	LOCAL	LC
ROW PURCHASE:	\$150,000	APPROVED	CAT 3 LC				\$500,000
CONST COST:	\$21,000,000	PHASES:					
CONST ENG:	\$900,000	\$500,000					
CONTING:	\$200,000						
IND COSTS:							
POT CHG ORDER:							
BND FINANCING:	\$0						
TOTAL PROJECT COST:	\$22,750,000	TOTALS		\$0	\$0	\$0	\$500,000

REVISION

DRAFT

PHASE: C = CONSTRUCTION, E = ENGINEERING, R = ROW, T = TRANSFER
 * FUNDING NOT FIXED

Brownsville Area - RGV MPO
 FY 2021-2024 Transportation Improvement Program
 Pharr District Projects
 FY 2022

DISTRICT	COUNTY	CSJ	HWY	PHASE	CITY	PROJECT SPONSOR	YOE COST	
PHARR	CAMERON	0921-06-293	CS	E	BROWNSVILLE	CCRMA	\$1,000,000	
LIMITS FROM:		On West Rail Trail from PALM BLVD @FORMER RAIL LINE				REVISION DATE:	8_2021	
LIMITS TO:		I-69 E SOUTHBOUND FRONTAGE RD W OF OLD ALICE RD				MPO PROJ NUMBER:	BMPO-E7	
PROJECT		CONSTRUCT MULTI-MODAL FACILITY				FUNDING CAT(S):	CAT 7	
DESCRIPTION:		PROJECT HISTORY:						
REMARKS		E= PRELIMINARY ENGINEERING				ADMIN - Costs Updated		
P7:								
TOTAL PROJECT COST INFORMATION				AUTHORIZED FUNDING BY CATEGORY/SHARE				
PRELIM ENG:	\$1,000,000	COST OF		FEDERAL	STATE	LOCAL	LC	TOTAL
ROW PURCHASE:	\$0	APPROVED	CAT 7	\$800,000		\$200,000		\$1,000,000
CONST COST:	\$6,240,000	PHASES:						
CONST ENG:	\$660,000	\$1,000,000						
CONTING:	\$200,672							
IND COSTS:	\$317,890							
POT CHG ORDER:	\$727,439							
BND FINANCING:	\$0							
TOTAL PROJECT COST:	\$9,146,001	TOTALS		\$800,000	\$0	\$200,000	\$0	\$1,000,000
PHARR	CAMERON	0921-06-315	CS	E	BROWNSVILLE	CCRMA	\$3,875,000	
LIMITS FROM:		ON EAST LOOP FROM I-69				REVISION DATE:	8_2021	
LIMITS TO:		SH 4				MPO PROJ NUMBER:	BMPO-E4	
PROJECT		CONSTRUCTION OF 4 TO 6 LANE ROADWAY PARTIALLY ON NEW				FUNDING CAT(S):	3 LC	
DESCRIPTION:		PROJECT HISTORY:						
REMARKS		E= PRELIMINARY ENGINEERING				REVISION - Costs & Funding Updated		
P7:								
TOTAL PROJECT COST INFORMATION				AUTHORIZED FUNDING BY CATEGORY/SHARE				
PRELIM ENG:	\$3,875,000	COST OF		FEDERAL	STATE	LOCAL	LC	TOTAL
ROW PURCHASE:	\$5,600,000	APPROVED	CAT 3 LC				\$3,875,000	\$3,875,000
CONST COST:	\$96,636,662	PHASES:						
CONST ENG:	\$4,831,833	\$3,875,000						
CONTING:	\$4,900,000							
IND COSTS:	\$0							
BND FINANCING:	\$0							
POT CHG ORDER:	\$5,044,434							
TOTAL PROJECT COST:	\$120,887,929	TOTALS		\$0	\$0	\$0	\$3,875,000	\$3,875,000
PHARR	CAMERON	0921-06-290	CS	E	BROWNSVILLE	CAMERON COUNTY	\$1,100,000	
LIMITS FROM:		ON OLD ALICE ROAD, FROM Sports Park Blvd				REVISION DATE:	8_2021	
LIMITS TO:		SH 100				MPO PROJ NUMBER:	BMPO-E2	
PROJECT		WIDEN FROM 2 LANE TO 4 LANE URBAN ROADWAY				FUNDING CAT(S):	CAT 3LC	
DESCRIPTION:		PROJECT HISTORY:						
REMARKS		E= PRELIMINARY ENGINEERING TRANSPORTATION DEVELOPMENT				REVISION - Reallocate CAT 7 to (0684-01-068), replace w/ CAT 3 LC; Limits Corrected		
P7:		CREDITS (TDC) TO BE APPLIED FOR ALL NON FEDERAL PARTICIPATION						
TOTAL PROJECT COST INFORMATION				AUTHORIZED FUNDING BY CATEGORY/SHARE				
PRELIM ENG:	\$1,100,000	COST OF		FEDERAL	STATE	LOCAL	LC	TOTAL
ROW PURCHASE:	\$0	APPROVED	CAT 3 LC				\$1,100,000	\$1,100,000
CONST COST:	\$19,131,623	PHASES:						
CONST ENG:	\$1,650,000	\$1,100,000						
CONTING:	\$0							
IND COSTS:	\$0							
BND FINANCING:	\$0							
POT CHG ORDER:	\$715,523							
TOTAL PROJECT COST:	\$22,597,146	TOTALS		\$0	\$0	\$0	\$1,100,000	\$1,100,000

PHASE: C = CONSTRUCTION, E = ENGINEERING, R = ROW, T = TRANSFER

* FUNDING NOT FIXED

Brownsville Area - RGV MPO
 FY 2021-2024 Transportation Improvement Program
 Pharr District Projects
 FY 2022

DISTRICT	COUNTY	CSJ	HWY	PHASE	CITY	PROJECT SPONSOR	YOE COST	
PHARR	CAMERON	0921-06-280	VA	C, E	BROWNSVILLE	BROWNSVILLE	\$375,000	
LIMITS FROM:		SOUTHMOST TRAIL, FROM MANZANO ST				REVISION DATE:	8_2021	
LIMITS TO:		LA POSADA DR.				MPO PROJ NUMBER:	BMPO-ST1	
PROJECT DESCRIPTION:		CONSTRUCT 10' CONCRETE HIKE AND BIKE TRAIL (LENGTH 0.8 MILES)				FUNDING CAT(S):	7, 3LC	
REMARKS P7:		SOUTHMOST NATURE TRAIL PHASE II E= Construction Engineering				PROJECT HISTORY:		
TOTAL PROJECT COST INFORMATION				AUTHORIZED FUNDING BY CATEGORY/SHARE				
PRELIM ENG:	\$0	COST OF		FEDERAL	STATE	LOCAL	LC	TOTAL
ROW PURCHASE:	\$0	APPROVED	Cat 7	\$285,000	\$0	\$71,250	\$0	\$356,250
CONST COST:	\$356,250	PHASES:	3 LC				\$18,750	\$18,750
CONST ENG:	\$18,750	\$375,000						
CONTING:	\$26,250							
IND COSTS:	\$0							
BND FINANCING:	\$0							
POT CHG ORDER:	\$12,459							
TOTAL PROJECT COST:	\$413,709	TOTALS		\$285,000	\$0	\$71,250	\$18,750	\$375,000
PHARR	CAMERON	0684-01-068	SH 550	C, E	BROWNSVILLE	CCRMA	\$20,755,903	
LIMITS FROM:		0.203 MI S OF FM 1847				REVISION DATE:	8_2021	
LIMITS TO:		1.13 MI SE OF UPRR OVRPSS FM 3248				MPO PROJ NUMBER:	BMPO-CCR1	
PROJECT DESCRIPTION:		CONSTRUCT CONTROLLED ACCESS TOLLED FACILITY				FUNDING CAT(S):	CAT 7, 3LC	
REMARKS P7:		E= Preliminary and Construction Engineering				REVISION - Costs & Funding Updated		
TOTAL PROJECT COST INFORMATION				AUTHORIZED FUNDING BY CATEGORY/SHARE				
PRELIM ENG:	\$1,000,000	COST OF		FEDERAL	STATE	LOCAL	LC	TOTAL
ROW PURCHASE:	\$0	APPROVED	CAT 7	\$15,480,000		\$3,870,000		\$19,350,000
CONST COST:	\$18,124,400	PHASES:	CAT 3 LC				\$1,405,903	\$1,405,903
CONST ENG:	\$1,631,503	\$20,755,903						
CONTING:	\$0							
IND COSTS:	\$0							
BND FINANCING:	\$0							
POT CHG ORDER:	\$0							
TOTAL PROJECT COST:	\$20,755,903	TOTALS		\$15,480,000	\$0	\$3,870,000	\$1,405,903	\$20,755,903
PHARR	CAMERON	0921-06-315	CS	R	BROWNSVILLE	CCRMA	\$5,600,000	
LIMITS FROM:		ON EAST LOOP FROM I-69				REVISION DATE:	8_2021	
LIMITS TO:		SH 4				MPO PROJ NUMBER:	BMPO-E4	
PROJECT DESCRIPTION:		CONSTRUCTION OF 4 TO 6 LANE ROADWAY PARTIALLY ON NEW LOCATION				FUNDING CAT(S):	CAT 7 ,10, 3LC	
REMARKS P7:						REVISION - Added Project Phase - Pending Functional Classification		
TOTAL PROJECT COST INFORMATION				AUTHORIZED FUNDING BY CATEGORY/SHARE				
PRELIM ENG:	\$3,875,000	COST OF		FEDERAL	STATE	LOCAL	LC	TOTAL
ROW PURCHASE:	\$5,600,000	APPROVED	CAT 3 LC				\$5,600,000	\$5,600,000
CONST COST:	\$96,636,662	PHASES:						
CONST ENG:	\$4,831,833	\$5,600,000						
CONTING:	\$4,900,000							
IND COSTS:	\$0							
BND FINANCING:	\$0							
POT CHG ORDER:	\$5,044,434							
TOTAL PROJECT COST:	\$120,887,929	TOTALS		\$0	\$0	\$0	\$5,600,000	\$5,600,000

PHASE: C = CONSTRUCTION, E = ENGINEERING, R = ROW, T = TRANSFER
 * FUNDING NOT FIXED

Brownsville Area - RGV MPO
 FY 2021-2024 Transportation Improvement Program
 Pharr District Projects
 FY 2023

DISTRICT	COUNTY	CSJ	HWY	PHASE	CITY	PROJECT SPONSOR	YOE COST
Pharr	Cameron	0921-06-292	CS	E	Los Fresnos	CCRMA	\$380,300

LIMITS FROM: On Whipple Rd, FM 1575	REVISION DATE: 8_2021
LIMITS TO: FM 1847	MPO PROJ NUMBER: BMPO-E5
PROJECT Proposed 2 lane roadway with continuous left turn lane.	FUNDING CAT(S): 7
DESCRIPTION:	PROJECT HISTORY:
REMARKS E= Preliminary Engineering	
P7:	

TOTAL PROJECT COST INFORMATION			AUTHORIZED FUNDING BY CATEGORY/SHARE					
		COST OF APPROVED PHASES:		FEDERAL	STATE	LOCAL	LC	TOTAL
PRELIM ENG:	\$380,300		Cat 7	\$304,240		\$76,060		\$380,300
ROW PURCHASE:	\$0							
CONST COST:	\$4,000,000							
CONST ENG:	\$440,000	\$380,300						
CONTING:	\$260,000							
POT CHG ORDER:	\$152,592							
IND COSTS:	\$0							
BND FINANCING:	\$0							
TOTAL PROJECT COST:	\$5,232,892		TOTALS	\$304,240	\$0	\$76,060	\$0	\$380,300

DISTRICT	COUNTY	CSJ	HWY	PHASE	CITY	PROJECT SPONSOR	YOE COST
Pharr	Cameron	2717-01-027	FM 3248	C	Brownsville	TXDOT	\$15,120,000

LIMITS FROM: IH-69E	REVISION DATE: 8_2021
LIMITS TO: FM 1847	MPO PROJ NUMBER: BMPO-AG1
PROJECT Widen from 4 lanes to 6 lanes with raised medians	FUNDING CAT(S): 2
DESCRIPTION:	PROJECT HISTORY:
REMARKS	
P7:	

TOTAL PROJECT COST INFORMATION			AUTHORIZED FUNDING BY CATEGORY/SHARE					
		COST OF APPROVED PHASES:		FEDERAL	STATE	LOCAL	LC	TOTAL
PRELIM ENG:	\$740,880		Cat 2	\$12,096,000	\$3,024,000			\$15,120,000
ROW PURCHASE:	\$0							
CONST COST:	\$15,120,000							
CONST ENG:	\$749,952	\$15,120,000						
CONTING:	\$300,888							
IND COSTS:	\$0							
POT CHG ORDER:	\$565,488							
BND FINANCING:	\$0							
TOTAL PROJECT COST:	\$17,477,208		TOTALS	\$12,096,000	\$3,024,000	\$0	\$0	\$15,120,000

PHASE: C = CONSTRUCTION, E = ENGINEERING, R = ROW, T = TRANSFER
 * FUNDING NOT FIXED

Brownsville Area - RGV MPO
 FY 2021-2024 Transportation Improvement Program
 Pharr District Projects
 FY 2024

DISTRICT	COUNTY	CSJ	HWY	PHASE	CITY	PROJECT SPONSOR	YOE COST	
PHARR	CAMERON	0921-06-207	VA	C	BROWNSVILLE	TXDOT	\$15,600,000	
LIMITS FROM:		VICINITY OF GSA FACILITY AT BROWNSVILLE			REVISION DATE:		8_2021	
LIMITS TO:		VETERANS INTERNATIONAL BRIDGE AT LOS TOMATES			MPO PROJ NUMBER:		BMPO-LS17	
PROJECT DESCRIPTION:		CONSTRUCTION OF BORDER SAFETY INSPECTION FACILITY			FUNDING CAT(S):		CAT 10, CAT 11	
REMARKS:				PROJECT HISTORY:				
P7:								
TOTAL PROJECT COST INFORMATION				AUTHORIZED FUNDING BY CATEGORY/SHARE				
PRELIM ENG:		COST OF APPROVED		FEDERAL	STATE	LOCAL	LC	TOTAL
ROW PURCHASE:	\$1,950,000		CAT 10	\$1,138,496				\$1,138,496
CONST COST:	\$15,600,000	PHASES:	CAT 10	\$5,361,504				\$5,361,504
CONST ENG:	\$600,000	\$15,600,000	Cat 11	\$7,280,000	\$1,820,000.0			\$9,100,000
CONTING:	\$530,000							
IND COSTS:	\$0							
BND FINANCING:	\$0							
TOTAL PROJECT COST:	\$18,680,000		TOTALS	\$13,780,000	\$1,820,000	\$0	\$0	\$15,600,000
Pharr	Cameron	0684-03-019	FM 1732	C	Olmito	TXDOT	\$22,560,000	
LIMITS FROM:		US 281			REVISION DATE:		8_2021	
LIMITS TO:		IH-69E			MPO PROJ NUMBER:		BMPO-BB1	
PROJECT DESCRIPTION:		WIDEN FROM 2 TO 4 LANE URBAN			FUNDING CAT(S):		2	
REMARKS:				PROJECT HISTORY:				
P7:								
TOTAL PROJECT COST INFORMATION				AUTHORIZED FUNDING BY CATEGORY/SHARE				
PRELIM ENG:	\$1,105,440	COST OF APPROVED		FEDERAL	STATE	LOCAL	LC	TOTAL
ROW PURCHASE:	\$0		Cat 2	\$18,048,000	\$4,512,000			\$22,560,000
CONST COST:	\$22,560,000	PHASES:						
CONST ENG:	\$1,118,976	\$22,560,000						
CONTING:	\$448,944							
IND COSTS:	\$0							
POT CHG ORDER:	\$843,744							
BND FINANCING:	\$0							
TOTAL PROJECT COST:	\$26,077,104		TOTALS	\$18,048,000	\$4,512,000	\$0	\$0	\$22,560,000
PHARR	CAMERON	0921-06-289	VA	C	BROWNSVILLE	BROWNSVILLE	\$6,968,000	
LIMITS FROM:		SOUTHMOST NATURE TRAIL, FROM FM 1847			REVISION DATE:		8_2021	
LIMITS TO:		ALAMEDA DR./MONSEES RD			MPO PROJ NUMBER:		BMPO-ST2	
PROJECT DESCRIPTION:		CONSTRUCT 10' CONCRETE HIKE AND BIKE TRAIL			FUNDING CAT(S):		CAT 7	
REMARKS:				PROJECT HISTORY:				
P7:								
TOTAL PROJECT COST INFORMATION				AUTHORIZED FUNDING BY CATEGORY/SHARE				
PRELIM ENG:	\$0	COST OF APPROVED		FEDERAL	STATE	LOCAL	LC	TOTAL
ROW PURCHASE:	\$0		CAT 7	\$5,574,400		\$1,393,600		\$6,968,000
CONST COST:	\$6,968,000	PHASES:						
CONST ENG:	\$341,432	\$6,968,000						
CONTING:	\$139,360							
IND COSTS:	\$2,000							
POT CHG ORDER:	\$289,868							
BND FINANCING:	\$0							
TOTAL PROJECT COST:	\$7,740,660		TOTALS	\$5,574,400	\$0	\$1,393,600	\$0	\$6,968,000

PHASE: C = CONSTRUCTION, E = ENGINEERING, R = ROW, T = TRANSFER
 * FUNDING NOT FIXED

Brownsville Area - RGV MPO
 FY 2021-2024 Transportation Improvement Program
 Pharr District Projects
 FY 2024

DISTRICT	COUNTY	CSJ	HWY	PHASE	CITY	PROJECT SPONSOR	YOE COST		
PHARR	CAMERON	0921-06-315	CS	C	BROWNSVILLE	CCRMA	\$96,636,662		
LIMITS FROM:		ON EAST LOOP FROM I-69				REVISION DATE:	8_2021		
LIMITS TO:		SH 4				MPO PROJ NUMBER:	BMPO-E4		
PROJECT DESCRIPTION:		CONSTRUCTION OF 4 TO 6 LANE ROADWAY PARTIALLY ON NEW LOCATION				FUNDING CAT(S):	3LC		
REMARKS P7:		PROJECT HISTORY:							
		REVISION - Added Project Phase - Pending Functional Classification							
TOTAL PROJECT COST INFORMATION				AUTHORIZED FUNDING BY CATEGORY/SHARE					
PRELIM ENG:	\$3,875,000	COST OF APPROVED PHASES:	CAT 3 LC	FEDERAL	STATE	LOCAL	LC	TOTAL	
ROW PURCHASE:	\$5,600,000							\$96,636,662	\$96,636,662
CONST COST:	\$96,636,662								
CONST ENG:	\$4,831,833			\$96,636,662					
CONTING:	\$4,900,000								
IND COSTS:									
POT CHG ORDER:	\$5,044,434								
BND FINANCING:	\$0								
TOTAL PROJECT COST:	\$120,887,929		TOTALS	\$0		\$0	\$96,636,662	\$96,636,662	

REVISION

DRAFT

PHASE: C = CONSTRUCTION, E = ENGINEERING, R = ROW, T = TRANSFER
 * FUNDING NOT FIXED

Harlingen San Benito Area - RGVMPPO
FY 2021 - 2024 Transportation Improvement Program

Funding by Category

Funding Category	Description	FY 2021		FY 2022		FY 2023		FY 2024		Total FY 2021 - 2024	
		Programmed	Authorized	Programmed	Authorized	Programmed	Authorized	Programmed	Authorized	Programmed	Authorized
1	Preventive Maintenance and Rehabilitation	\$0	\$0	\$0	\$0	\$102,031	\$102,031	\$978,215	\$978,215	\$1,080,246	\$1,080,246
2M or 2U	Urban Area (Non- TMA) Corridor Projects	\$0	\$0	\$2,758,554	\$2,758,554	\$12,101,566	\$12,101,566	\$15,708,434	\$15,708,434	\$30,568,554	\$30,568,554
3	Non-Traditionally Funded Transportation Project	\$0	\$0	\$0	\$0	\$2,000,000	\$2,000,000	\$0	\$0	\$2,000,000	\$2,000,000
3DB	Design Build (DB)	\$0	\$0	\$0	\$0	\$0	\$0	\$0	\$0	\$0	\$0
4	Urban and Regional Connectivity	\$0	\$0	\$0	\$0	\$0	\$0	\$0	\$0	\$0	\$0
5	CMAQ	\$0	\$0	\$0	\$0	\$0	\$0	\$0	\$0	\$0	\$0
6	Structures - Bridge	\$0	\$0	\$0	\$0	\$0	\$0	\$0	\$0	\$0	\$0
7	Metro Mobility & Rehab	\$0	\$0	\$0	\$0	\$0	\$0	\$0	\$0	\$0	\$0
8	Safety	\$0	\$0	\$651,026	\$651,026	\$0	\$0	\$0	\$0	\$651,026	\$651,026
9	TAP Set-Aside Program	\$0	\$0	\$0	\$0	\$0	\$0	\$0	\$0	\$0	\$0
10	Supplemental Transportation	\$1,675,000	\$1,675,000	\$0	\$0	\$686,000	\$686,000	\$0	\$0	\$2,361,000	\$2,361,000
10 CBI	Corridor Border	\$0	\$0	\$0	\$0	\$0	\$0	\$0	\$0	\$0	\$0
11	District Discretionary	\$1,325,000	\$1,325,000	\$0	\$0	\$0	\$0	\$0	\$0	\$1,325,000	\$1,325,000
Rider 11	Energy Sector	\$4,500,000	\$4,500,000	\$0	\$0	\$0	\$0	\$0	\$0	\$4,500,000	\$4,500,000
12	Texas Clear Lanes	\$0	\$0	\$0	\$0	\$0	\$0	\$0	\$0	\$0	\$0
12	Strategic Priority	\$0	\$0	\$0	\$0	\$0	\$0	\$0	\$0	\$0	\$0
Total		\$7,500,000	\$7,500,000	\$3,409,580	\$3,409,580	\$14,889,597	\$14,889,597	\$16,686,649	\$16,686,649	\$42,485,826	\$42,485,826

Funding Participation Source

Source	FY 2021	FY 2022	FY 2023	FY 2024	Total FY 21-24
Federal	\$6,000,000	\$2,792,766	\$10,448,878	\$13,349,319	\$32,590,963
State	\$900,000	\$616,814	\$2,440,719	\$3,337,330	\$7,294,863
Local Match	\$600,000	\$0	\$0	\$0	\$600,000
CAT 3 - Local Contributions (LC)	\$0	\$0	\$2,000,000	\$0	\$2,000,000
Total	\$7,500,000	\$3,409,580	\$14,889,597	\$16,686,649	\$42,485,826

Harlingen San Benito Area - RGV MPO
 FY 2019-2022 Transportation Improvement Program
 Pharr District Projects
 FY 2021

DISTRICT	COUNTY	CSJ	HWY	PHASE	CITY	PROJECT SPONSOR	YOE COST	
PHARR	CAMERON	0921-06-252	CS	C	HARLINGEN/SAN BENITO	CAMERON COUNTY	\$7,500,000	
LIMITS FROM:		S. PARALLEL CORRIDOR, FM 509			REVISION DATE:		8_2021	
LIMITS TO:		FM 2520			MPO PROJ NUMBER:		HSB-133	
PROJECT		CONSTRUCTION 2 LANE RURAL			FUNDING CAT(S):		10, RIDER 11B, CAT 11	
DESCRIPTION:				PROJECT HISTORY:				
REMARKS				Project Scheduled to LET 12/2021 - Move to 2022				
P7:				COVERED BY TXDOT				
TOTAL PROJECT COST INFORMATION				AUTHORIZED FUNDING BY CATEGORY/SHARE				
PRELIM ENG:	\$0	COST OF	APPROVED	FEDERAL	STATE	LOCAL	LC	TOTAL
ROW PURCHASE:	\$0	PHASES:	CAT 10	\$1,340,000		\$335,000		\$1,675,000
CONST COST:	\$7,500,000		RIDER 11B	\$3,600,000	\$900,000			\$4,500,000
CONST ENG:	\$825,000		Cat 11	\$1,060,000		\$265,000		\$1,325,000
CONTING:	\$0							
IND COSTS:	\$0							
POT CHG ORDER:	\$424,496							
BND FINANCING:	\$0							
TOTAL PROJECT COST:	\$8,749,496	TOTALS		\$6,000,000	\$900,000	\$600,000	\$0	\$7,500,000

MOVE TO 2022

DRAFT

PHASE: C = CONSTRUCTION, E = ENGINEERING, R = ROW, T = TRANSFER
 * FUNDING NOT FIXED

Harlingen San Benito Area - RGV MPO
 FY 2021-2024 Transportation Improvement Program
 Pharr District Projects
 FY 2022

DISTRICT	COUNTY	CSJ	HWY	PHASE	CITY	PROJECT SPONSOR	YOE COST	
PHARR	CAMERON	0039-07-257	IH-69E	C	HARLINGEN	TXDOT	\$2,758,554	
LIMITS FROM:		INDUSTRIAL BLVD		REVISION DATE:		8_2021		
LIMITS TO:		LOOP 499/ PRIMERA RD		MPO PROJ NUMBER:		HSB-115		
PROJECT		NB AND SB RAMPS REVERSAL		FUNDING CAT(S):		CAT 2U		
DESCRIPTION:				PROJECT HISTORY:				
REMARKS				Project name: I69/US 77 Ramp Reversal				
P7:								
TOTAL PROJECT COST INFORMATION				AUTHORIZED FUNDING BY CATEGORY/SHARE				
PRELIM ENG:	\$135,169	COST OF		FEDERAL	STATE	LOCAL	LC	TOTAL
ROW PURCHASE:	\$0	APPROVED	CAT 2U	\$2,206,843	\$551,711	\$0	\$0	\$2,758,554
CONST COST:	\$2,758,554	PHASES:						
CONST ENG:	\$110,618	\$2,758,554						
CONTING:	\$39,171							
IND COSTS:	\$175,996							
POT CHG ORDER:	\$107,859							
BND FINANCING:	\$0							
TOTAL PROJECT COST:	\$3,327,367	TOTALS		\$2,206,843	\$551,711	\$0	\$0	\$2,758,554
PHARR	CAMERON	0327-08-102	BUS 77X	C	HARLINGEN	TXDOT	\$651,026	
LIMITS FROM:		Jefferson Ave		REVISION DATE:		8_2021		
LIMITS TO:		0.035 Mi S. of SS 206		MPO PROJ NUMBER:		HSB-135		
PROJECT		Install Raised Median		FUNDING CAT(S):		8		
DESCRIPTION:				PROJECT HISTORY:				
REMARKS								
P7:								
TOTAL PROJECT COST INFORMATION				AUTHORIZED FUNDING BY CATEGORY/SHARE				
PRELIM ENG:	\$31,900	COST OF		FEDERAL	STATE	LOCAL	LC	TOTAL
ROW PURCHASE:		APPROVED	CAT 8	\$585,923	\$65,103		\$0	\$651,026
CONST COST:	\$651,026	PHASES:						
CONST ENG:	\$18,554	\$651,026						
CONTING:	\$6,706							
IND COSTS:								
POT CHG ORDER:	\$10,677							
BND FINANCING:								
TOTAL PROJECT COST:	\$718,863	TOTALS		\$585,923	\$65,103	\$0	\$0	\$651,026

PHASE: C = CONSTRUCTION, E = ENGINEERING, R = ROW, T = TRANSFER
 * FUNDING NOT FIXED

Harlingen San Benito Area - RGV MPO
 FY 2021-2024 Transportation Improvement Program
 Pharr District Projects
 FY 2023

DISTRICT	COUNTY	CSJ	HWY	PHASE	CITY	PROJECT SPONSOR	YOE COST	
Pharr	Cameron	0327-08-098	Business 77X	C	Harlingen	TxDOT	\$5,203,597	
LIMITS FROM:		SS206		REVISION DATE:		8_2021		
LIMITS TO:		Commerce St.		MPO PROJ NUMBER:		HSB-077		
PROJECT		Construct Raided Median		FUNDING CAT(S):		1,2		
DESCRIPTION:				PROJECT HISTORY:				
REMARKS				P7:				
TOTAL PROJECT COST INFORMATION				AUTHORIZED FUNDING BY CATEGORY/SHARE				
PRELIM ENG:	\$254,979	COST OF		FEDERAL	STATE	LOCAL	LC	TOTAL
ROW PURCHASE:	\$0	APPROVED	Cat 1	\$81,625	\$20,406			\$102,031
CONST COST:	\$5,203,597	PHASES:	Cat 2	\$4,081,253	\$1,020,313			\$5,101,566
CONST ENG:	\$258,098	\$5,203,597						
CONTING:	\$103,552							
IND COSTS:	\$0							
POT CHG ORDER:	\$194,614							
BND FINANCING:	\$0							
TOTAL PROJECT COST:	\$6,014,840	TOTALS		\$4,162,878	\$1,040,719	\$0	\$0	\$5,203,597
PHARR	CAMERON	0921-06-254	FM 509	C,E,R	HARLINGEN	CCRMA	\$9,686,000	
LIMITS FROM:		FM 508		REVISION DATE:		8_2021		
LIMITS TO:		FM 1599		MPO PROJ NUMBER:		HSB-509		
PROJECT		NEW LOCATION, CONSTRUCT 2 LANE RURAL		FUNDING CAT(S):		CAT 2U, 10, 3LC		
DESCRIPTION:				PROJECT HISTORY:				
REMARKS				P7:				
C, PE, & ROW								
TOTAL PROJECT COST INFORMATION				AUTHORIZED FUNDING BY CATEGORY/SHARE				
PRELIM ENG:	\$686,000	COST OF		FEDERAL	STATE	LOCAL	LC	TOTAL
ROW PURCHASE:	\$2,000,000	APPROVED	CAT 2U	\$5,600,000	\$1,400,000	\$0	\$0	\$7,000,000
CONST COST:	\$7,000,000	PHASES:	CAT 10	\$686,000	\$0	\$0	\$0	\$686,000
CONST ENG:	\$617,967	\$9,686,000	3LC				\$2,000,000	\$2,000,000
CONTING:	\$124,949							
IND COSTS:	\$617,967							
POT CHG ORDER:								
BND FINANCING:	\$0							
TOTAL PROJECT COST:	\$11,046,883	TOTALS		\$6,286,000	\$1,400,000	\$0	\$2,000,000	\$9,686,000

PHASE: C = CONSTRUCTION, E = ENGINEERING, R = ROW, T = TRANSFER
 * FUNDING NOT FIXED

Harlingen San Benito Area - RGV MPO
 FY 2021-2024 Transportation Improvement Program
 Pharr District Projects
 FY 2024

DISTRICT	COUNTY	CSJ	HWY	PHASE	CITY	PROJECT SPONSOR	YOE COST
Pharr	Cameron	0039-12-254	Business 77X	C	Harlingen	TxDOT	\$1,386,649

LIMITS FROM: Commerce St.	REVISION DATE: 8_2021
LIMITS TO: Arroyo Bridge	MPO PROJ NUMBER: HSB-136
PROJECT: Construct Raised Median	FUNDING CAT(S): 1,2

DESCRIPTION: _____ PROJECT HISTORY: _____
 REMARKS _____
 P7: _____

TOTAL PROJECT COST INFORMATION			AUTHORIZED FUNDING BY CATEGORY/SHARE					
		COST OF		FEDERAL	STATE	LOCAL	LC	TOTAL
PRELIM ENG:	\$67,946	APPROVED	Cat 1	\$542,572	\$135,643			\$678,215
ROW PURCHASE:		PHASES:	Cat 2	\$566,747	\$141,687			\$708,434
CONST COST:	\$1,389,649	\$1,386,649						
CONST ENG:	\$68,778							
CONTING:	\$27,594							
IND COSTS:								
POT CHG ORDER:	\$51,860							
BND FINANCING:								
TOTAL PROJECT COST:	\$1,605,827	TOTALS		\$1,109,319	\$277,330	\$0	\$0	\$1,386,649

DISTRICT	COUNTY	CSJ	HWY	PHASE	CITY	PROJECT SPONSOR	YOE COST
Pharr	Cameron	1137-02-038	Loop 499	C	Harlingen	TxDOT	\$15,300,000

LIMITS FROM: Business 77	REVISION DATE: 8_2021
LIMITS TO: SS 206	MPO PROJ NUMBER: HSB-137
PROJECT: WIDEN FROM 4 TO 6 LANE ROADWAY WITH RAISED MEDIAN	FUNDING CAT(S): 1,2

DESCRIPTION: _____ PROJECT HISTORY: _____
 REMARKS _____
 P7: _____

TOTAL PROJECT COST INFORMATION			AUTHORIZED FUNDING BY CATEGORY/SHARE					
		COST OF		FEDERAL	STATE	LOCAL	LC	TOTAL
PRELIM ENG:	\$735,000	APPROVED	Cat 1	\$240,000	\$60,000			\$300,000
ROW PURCHASE:		PHASES:	Cat 2	\$12,000,000	\$3,000,000			\$15,000,000
CONST COST:	\$15,300,000	\$15,300,000						
CONST ENG:	\$744,000							
CONTING:	\$298,500							
IND COSTS:								
POT CHG ORDER:	\$572,220							
BND FINANCING:								
TOTAL PROJECT COST:	\$17,649,720	TOTALS		\$12,240,000	\$3,060,000	\$0	\$0	\$15,300,000

PHASE: C = CONSTRUCTION, E = ENGINEERING, R = ROW, T = TRANSFER
 * FUNDING NOT FIXED



Hidalgo Area - RGVMP
FY 2021 - 2024 Transportation Improvement Program

Funding by Category

Funding Category	Description	FY 2021		FY 2022		FY 2023		FY 2024		Total FY 2021 - 2024	
		Programmed	Authorized	Programmed	Authorized	Programmed	Authorized	Programmed	Authorized	Programmed	Authorized
1	Preventive Maintenance and Rehabilitation	\$0	\$0	\$0	\$0	\$2,785,750	\$2,785,750	\$6,259,045	\$6,259,045	\$9,044,795	\$9,044,795
2M or 2U	Urban Area (Non- TMA) Corridor Projects	\$0	\$0	\$15,000,000	\$15,000,000	\$66,360,000	\$66,360,000	\$67,317,966	\$67,317,966	\$148,677,966	\$148,677,966
3	Non-Traditionally Funded Transportation Project	\$56,057,430	\$56,057,430	\$71,600,000	\$71,600,000	\$0	\$0	\$54,434,728	\$54,434,728	\$182,092,158	\$182,092,158
3DB	Design Build (DB)	\$0	\$0	\$0	\$0	\$0	\$0	\$0	\$0	\$0	\$0
4	Urban and Regional Connectivity	\$0	\$0	\$0	\$0	\$0	\$0	\$0	\$0	\$0	\$0
5	CMAQ	\$0	\$0	\$0	\$0	\$0	\$0	\$0	\$0	\$0	\$0
6	Structures - Bridge	\$0	\$0	\$0	\$0	\$0	\$0	\$0	\$0	\$0	\$0
7	Metro Mobility & Rehab	\$21,003,700	\$21,003,700	\$12,220,856	\$12,220,856	\$25,519,028	\$25,519,028	\$14,547,000	\$14,547,000	\$73,290,584	\$73,290,584
8	Safety	\$0	\$0	\$0	\$0	\$0	\$0	\$0	\$0	\$0	\$0
9	TAP Set-Aside Program	\$0	\$0	\$0	\$0	\$0	\$0	\$0	\$0	\$0	\$0
10	Supplemental Transportation	\$2,701,032	\$2,701,032	\$0	\$0	\$0	\$0	\$0	\$0	\$2,701,032	\$2,701,032
10 CBI	Corridor Border	\$0	\$0	\$17,591,709	\$17,591,709	\$0	\$0	\$0	\$0	\$17,591,709	\$17,591,709
11	District Discretionary	\$0	\$0	\$0	\$0	\$0	\$0	\$5,284,377	\$5,284,377	\$5,284,377	\$5,284,377
Rider 11	Energy Sector	\$0	\$0	\$4,000,000	\$4,000,000	\$0	\$0	\$20,000,000	\$20,000,000	\$24,000,000	\$24,000,000
12	Texas Clear Lanes	\$0	\$0	\$0	\$0	\$0	\$0	\$0	\$0	\$0	\$0
12	Strategic Priority	\$0	\$0	\$0	\$0	\$400,000	\$400,000	\$156,580,000	\$156,580,000	\$156,980,000	\$156,980,000
Total		\$79,762,162	\$79,762,162	\$120,412,565	\$120,412,565	\$95,064,778	\$95,064,778	\$324,423,116	\$324,423,116	\$619,662,621	\$619,662,621

Funding Participation Source

Source	FY 2021	FY 2022	FY 2023	FY 2024	Total FY 21-24
Federal	\$18,963,786	\$39,050,051	\$76,051,823	\$215,990,711	\$350,056,371
State	\$200,000	\$7,318,342	\$14,829,150	\$51,088,277	\$73,435,769
Local Match	\$4,540,946	\$2,444,172	\$4,183,805	\$2,909,400	\$14,078,323
CAT 3 - Local Contributions (LC)	\$56,057,430	\$71,600,000	\$0	\$54,434,728	\$182,092,158
Total	\$79,762,162	\$120,412,565	\$95,064,778	\$324,423,116	\$619,662,621

Hidalgo County Area - RGV MPO
 FY 2021-2024 Transportation Improvement Program
 Pharr District Projects
 FY 2021

DISTRICT	COUNTY	CSJ	HWY	PHASE	CITY	PROJECT SPONSOR	YOE COST
PHARR	HIDALGO	0921-02-360	CS	R	WESLACO	HIDALGO COUNTY	\$2,200,000
LIMITS FROM:		ON MILE 10N, FROM MILE 6 (WESTGATE)				REVISION DATE:	8_2021
LIMITS TO:		FM 1015				MPO PROJ NUMBER:	HC-264r
PROJECT DESCRIPTION:		WIDEN FROM 2 TO 4 LANES				FUNDING CAT(S):	7
REMARKS		LG RESPONSIBLE FOR CE, LOCAL LET				PROJECT HISTORY:	
P7:						No FPAA - Move to FY 2022	

TOTAL PROJECT COST INFORMATION			AUTHORIZED FUNDING BY CATEGORY/SHARE					
		COST OF		FEDERAL	STATE	LOCAL	LC	TOTAL
PRELIM ENG:	\$1,240,022	APPROVED	CAT 7 (ROW)	\$1,760,000		\$440,000		\$2,200,000
ROW PURCHASE:	\$2,200,000	PHASES:						
CONST COST:	\$12,194,434							
CONST ENG:	\$1,700,000							
CONTING:	\$0							
IND COSTS:	\$1,341,328							
BND FINANCING:	\$0							
PT CHG ORD	\$549,189							
TOTAL PROJECT COST:	\$19,224,973	TOTALS		\$1,760,000	\$0	\$440,000	\$0	\$2,200,000

Move to 2022

DISTRICT	COUNTY	CSJ	HWY	PHASE	CITY	PROJECT SPONSOR	YOE COST
PHARR	HIDALGO	0921-02-395	CS	R	MISSION	HIDALGO COUNTY	\$3,000,000
LIMITS FROM:		ON INSPIRATION RD/MILITARY PARKWAY LOOP FROM IH-2				REVISION DATE:	8_2021
LIMITS TO:		FM 1016				MPO PROJ NUMBER:	HC-341r
PROJECT DESCRIPTION:		WIDEN FROM 2 TO 4 LANE DIVIDED				FUNDING CAT(S):	7
REMARKS						PROJECT HISTORY:	
P7:						No FPAA - Move to FY 2022	

TOTAL PROJECT COST INFORMATION			AUTHORIZED FUNDING BY CATEGORY/SHARE					
		COST OF		FEDERAL	STATE	LOCAL	LC	TOTAL
PRELIM ENG:	\$1,276,483	APPROVED	CAT 7 (ROW)	\$2,400,000		\$600,000		\$3,000,000
ROW PURCHASE:	\$3,000,000	PHASES:						
CONST COST:	\$20,047,928							
CONST ENG:	\$2,205,272							
CONTING:	\$0							
IND COSTS:	\$1,094,374							
BND FINANCING:	\$0							
PT CHG ORD	\$790,254							
TOTAL PROJECT COST:	\$28,414,311	TOTALS		\$2,400,000	\$0	\$600,000	\$0	\$3,000,000

Move to 2022

DISTRICT	COUNTY	CSJ	HWY	PHASE	CITY	PROJECT SPONSOR	YOE COST
PHARR	HIDALGO	0921-02-394	CS	C	DONNA	DONNA	\$44,529,491
LIMITS FROM:		@ DONNA INT'L BRIDGE				REVISION DATE:	8_2021
LIMITS TO:						MPO PROJ NUMBER:	HC-361
PROJECT DESCRIPTION:		CONSTRUCTION OF COMMERCIAL FACILITIES FOR NORTHBOUND LOADED / EMPTY AND SOUTHBOUND LOADED TRUCKS				FUNDING CAT(S):	3LC
REMARKS		LOCAL FUNDING FOR CONSTRUCTION, PRELIMINARY ENGINEERING, AND CONSTRUCTION ENGINEERING				PROJECT HISTORY:	
P7:						POSSIBLE MOVE TO 2024 - PENDING	

TOTAL PROJECT COST INFORMATION			AUTHORIZED FUNDING BY CATEGORY/SHARE					
		COST OF		FEDERAL	STATE	LOCAL	LC	TOTAL
PRELIM ENG:	\$4,545,234	APPROVED	CAT 3 - LOCAL				\$44,529,491	\$44,529,491
ROW PURCHASE:	\$0	PHASES:						
CONST COST:	\$44,529,491							
CONST ENG:	\$1,500,000							
CONTING:	\$0							
IND COSTS:	\$0							
BND FINANCING:	\$0							
PT CHG ORD	\$1,852,427							
TOTAL PROJECT COST:	\$52,427,152	TOTALS		\$0	\$0	\$0	\$44,529,491	\$44,529,491

PHASE: C = CONSTRUCTION, E = ENGINEERING, R = ROW, T = TRANSFER
 * FUNDING NOT FIXED

Hidalgo County Area - RGV MPO
 FY 2021-2024 Transportation Improvement Program
 Pharr District Projects
 FY 2021

DISTRICT	COUNTY	CSJ	HWY	PHASE	CITY	PROJECT SPONSOR	YOE COST
PHARR	HIDALGO	0921-02-142	IBTC	E	Hidalgo County	HCRMA	\$8,000,000
LIMITS FROM:		365 Toll and FM 493				REVISION DATE:	8_2021
LIMITS TO:		IH-2				MPO PROJ NUMBER:	RMA-3
PROJECT DESCRIPTION:		CONSTRUCT NON-TOLLED 4 LANE DIVIDED (AT GRADE) HIGHWAY (INTERIM)				FUNDING CAT(S):	3 LC
REMARKS:		E= Preliminary Engineering				PROJECT HISTORY:	
P7:						REVISION - Pending Functional Classification - Funding Revised	

TOTAL PROJECT COST INFORMATION				AUTHORIZED FUNDING BY CATEGORY/SHARE					
				FEDERAL	STATE	LOCAL	LC	TOTAL	
PRELIM ENG:	\$8,000,000	COST OF							
ROW PURCHASE:	\$40,000,000	APPROVED	CAT 3 LC				\$8,000,000	\$8,000,000	
CONST COST:	\$96,270,000	PHASES:							
CONST ENG:	\$6,500,000	\$8,000,000							
CONTING:	\$5,078,652								
IND COSTS:	\$0								
BND FINANCING:	\$0								
PT CHG ORD	\$4,139,586								
TOTAL PROJECT COST:	\$159,988,238	TOTALS		\$0	\$0	\$0	\$8,000,000	\$8,000,000	

REVISION

DISTRICT	COUNTY	CSJ	HWY	PHASE	CITY	PROJECT SPONSOR	YOE COST
PHARR	HIDALGO	0921-02-194	CS	R	PENITAS	HIDALGO COUNTY	\$1,185,242
LIMITS FROM:		Liberty Blvd, From Mile 3				REVISION DATE:	8_2021
LIMITS TO:		US 83				MPO PROJ NUMBER:	HC-284ar
PROJECT DESCRIPTION:		WIDEN FROM 2 TO 4 LANES WITH DEDICATED LEFT TURN LANE				FUNDING CAT(S):	7, 10 - EARMARK, 3 - LOCAL
REMARKS:						PROJECT HISTORY:	
P7:							

TOTAL PROJECT COST INFORMATION				AUTHORIZED FUNDING BY CATEGORY/SHARE					
				FEDERAL	STATE	LOCAL	LC	TOTAL	
PRELIM ENG:	\$219,782	COST OF							
ROW PURCHASE:	\$1,185,242	APPROVED	CAT 7	\$320,000		\$80,000		\$400,000	
CONST COST:	\$9,448,858	PHASES:	CAT 10 - EARMARK	\$560,826		\$140,206		\$701,032	
CONST ENG:	\$1,086,619	\$1,185,242	3LC				\$84,210	\$84,210	
CONTING:	\$0								
IND COSTS:	\$585,829								
BND FINANCING:	\$0								
PT CHG ORD	\$508,264								
TOTAL PROJECT COST:	\$13,034,594	TOTALS		\$880,826	\$0	\$220,206	\$84,210	\$1,185,242	

DISTRICT	COUNTY	CSJ	HWY	PHASE	CITY	PROJECT SPONSOR	YOE COST
PHARR	HIDALGO	0865-01-108	CS	R	Palmview	TXDOT	\$2,399,360
LIMITS FROM:		On Veterans SH 495 From IH-2/US 83				REVISION DATE:	8_2021
LIMITS TO:		SH 364 (La Homa Rd)				MPO PROJ NUMBER:	HC-50r
PROJECT DESCRIPTION:		Construct 4 Lanes Divided Urban section				FUNDING CAT(S):	7
REMARKS:						PROJECT HISTORY:	
P7:						Funding/Cost Corrected as per TXDOT Connect	

TOTAL PROJECT COST INFORMATION				AUTHORIZED FUNDING BY CATEGORY/SHARE					
				FEDERAL	STATE	LOCAL	LC	TOTAL	
PRELIM ENG:	\$371,667	COST OF							
ROW PURCHASE:	\$2,399,360	APPROVED	Cat 7	\$1,919,488		\$479,872		\$2,399,360	
CONST COST:	\$12,745,750	PHASES:							
CONST ENG:	\$632,189	\$2,399,360							
CONTING:	\$253,640								
IND COSTS:	\$704,320								
BND FINANCING:	\$0								
PT CHG ORD	\$476,691								
TOTAL PROJECT COST:	\$17,583,617	TOTALS		\$1,919,488	\$0	\$479,872	\$0	\$2,399,360	

ADMIN

PHASE: C = CONSTRUCTION, E = ENGINEERING, R = ROW, T = TRANSFER
 * FUNDING NOT FIXED

Hidalgo County Area - RGV MPO
 FY 2021-2024 Transportation Improvement Program
 Pharr District Projects
 FY 2021

DISTRICT	COUNTY	CSJ	HWY	PHASE	CITY	PROJECT SPONSOR	YOE COST	
PHARR	HIDALGO	0921-02-327	CS	R	Mission	Hidalgo County	\$1,192,488	
LIMITS FROM:		ON TAYLOR RD. FROM BUSINESS 83				REVISION DATE:	8_2021	
LIMITS TO:		I-2 (US 83)				MPO PROJ NUMBER:	HC-256r	
PROJECT		Widen from 2 to 4 lanes Roadway				FUNDING CAT(S):	7	
DESCRIPTION:		PROJECT HISTORY:						
REMARKS								
P7:								
TOTAL PROJECT COST INFORMATION				AUTHORIZED FUNDING BY CATEGORY/SHARE				
PRELIM ENG:	\$371,667	COST OF		FEDERAL	STATE	LOCAL	LC	TOTAL
ROW PURCHASE:	\$1,192,488	APPROVED	Cat 7	\$953,990		\$238,498		\$1,192,488
CONST COST:	\$4,500,000	PHASES:						
CONST ENG:	\$500,000	\$1,192,488						
CONTING:	\$365,050							
IND COSTS:	\$348,202							
BND FINANCING:	\$190,816							
PT CHG ORD								
TOTAL PROJECT COST:	\$7,468,223	TOTALS		\$953,990	\$0	\$238,498	\$0	\$1,192,488
PHARR	HIDALGO	0921-02-328	CS	R	Mission	Hidalgo County	\$2,011,852	
LIMITS FROM:		On Taylor Rd @Mile 2N				REVISION DATE:	8_2021	
LIMITS TO:		Business 83				MPO PROJ NUMBER:	HC-257r	
PROJECT		Widen from 2 Lane 4 Lane Divided Urban				FUNDING CAT(S):	7	
DESCRIPTION:		PROJECT HISTORY:						
REMARKS								
P7:								
TOTAL PROJECT COST INFORMATION				AUTHORIZED FUNDING BY CATEGORY/SHARE				
PRELIM ENG:	\$743,333	COST OF		FEDERAL	STATE	LOCAL	LC	TOTAL
ROW PURCHASE:	\$2,011,852	APPROVED	Cat 7	\$1,609,482		\$402,370		\$2,011,852
CONST COST:	\$6,006,390	PHASES:						
CONST ENG:	\$887,802	\$2,011,852						
CONTING:	\$376,725							
IND COSTS:	\$359,337							
BND FINANCING:	\$0							
PT CHG ORD	\$277,441							
TOTAL PROJECT COST:	\$10,662,880	TOTALS		\$1,609,482	\$0	\$402,370	\$0	\$2,011,852
PHARR	HIDALGO	0921-02-322	CS	R	Hidalgo County	Hidalgo County	\$2,030,000	
LIMITS FROM:		On Liberty Blvd. from Mile 3 Rd				REVISION DATE:	8_2021	
LIMITS TO:		FM 2221				MPO PROJ NUMBER:	HC-284br	
PROJECT		Construct 2 lanes with Shoulders (on new location from Mile 4 to				FUNDING CAT(S):	7	
DESCRIPTION:		PROJECT HISTORY:						
REMARKS								
P7:								
TOTAL PROJECT COST INFORMATION				AUTHORIZED FUNDING BY CATEGORY/SHARE				
PRELIM ENG:	\$347,988	COST OF		FEDERAL	STATE	LOCAL	LC	TOTAL
ROW PURCHASE:	\$2,030,000	APPROVED	Cat 7	\$1,624,000		\$406,000		\$2,030,000
CONST COST:	\$8,598,629	PHASES:						
CONST ENG:	\$1,576,755	\$2,030,000						
CONTING:	\$0							
IND COSTS:	\$784,583							
BND FINANCING:	\$0							
PT CHG ORD	\$418,028							
TOTAL PROJECT COST:	\$13,755,983	TOTALS		\$1,624,000	\$0	\$406,000	\$0	\$2,030,000

PHASE: C = CONSTRUCTION, E = ENGINEERING, R = ROW, T = TRANSFER

* FUNDING NOT FIXED

Hidalgo County Area - RGV MPO
 FY 2021-2024 Transportation Improvement Program
 Pharr District Projects
 FY 2021

DISTRICT	COUNTY	CSJ	HWY	PHASE	CITY	PROJECT SPONSOR	YOE COST	
PHARR	HIDALGO	0921-02-405	CS	E,R	VARIOUS	COUNTY	\$5,721,217	
LIMITS FROM:		On Cesar Chavez from Business 83				REVISION DATE:	8_2021	
LIMITS TO:		Nolana Loop				MPO PROJ NUMBER:	HC-326r	
PROJECT		WIDEN FROM 2 TO 4 LANES				FUNDING CAT(S):	7,3LC	
DESCRIPTION:		PROJECT HISTORY:						
REMARKS		E = Preliminary Engineering				ADMIN - Limits & Description Corrected - FPAA is Pending		
P7:								
TOTAL PROJECT COST INFORMATION				AUTHORIZED FUNDING BY CATEGORY/SHARE				
PRELIM ENG:	\$1,151,217	COST OF		FEDERAL	STATE	LOCAL	LC	TOTAL
ROW PURCHASE:	\$4,570,000	APPROVED	CAT 7 (ROW)	\$3,656,000		\$914,000		\$4,570,000
CONST COST:	\$18,064,345	PHASES:	CAT 3LC				\$1,151,217	\$1,151,217
CONST ENG:	\$2,567,723	\$5,721,217						
CONTING:	\$0							
IND COSTS:	\$2,004,892							
BND FINANCING:	\$0							
PT CHG ORD								
TOTAL PROJECT COST:	\$28,358,177	TOTALS		\$3,656,000	\$0	\$914,000	\$1,151,217	\$5,721,217
PHARR	HIDALGO	0921-02-399	CS	R	VARIOUS	COUNTY	\$1,000,000	
LIMITS FROM:		On Cesar Chavez from Business 83				REVISION DATE:	8_2021	
LIMITS TO:		Ridge Rd.				MPO PROJ NUMBER:	HC-344r	
PROJECT		WIDEN FROM 2 TO 4 LANES				FUNDING CAT(S):	7	
DESCRIPTION:		PROJECT HISTORY:						
REMARKS						FPAA is Pending		
P7:								
TOTAL PROJECT COST INFORMATION				AUTHORIZED FUNDING BY CATEGORY/SHARE				
PRELIM ENG:	\$249,994	COST OF		FEDERAL	STATE	LOCAL	LC	TOTAL
ROW PURCHASE:	\$1,000,000	APPROVED	CAT 7 (ROW)	\$800,000		\$200,000		\$1,000,000
CONST COST:	\$6,193,200	PHASES:						
CONST ENG:	\$655,000	\$1,000,000						
CONTING:	\$0							
IND COSTS:	\$383,978							
BND FINANCING:	\$0							
PT CHG ORD								
TOTAL PROJECT COST:	\$8,482,172	TOTALS		\$800,000	\$0	\$200,000	\$0	\$1,000,000
PHARR	HIDALGO	0921-02-399	CS	E	VARIOUS	COUNTY	\$249,994	
LIMITS FROM:		On Cesar Chavez from Business 83				REVISION DATE:	8_2021	
LIMITS TO:		Ridge Rd.				MPO PROJ NUMBER:	HC-344	
PROJECT		WIDEN FROM 2 TO 4 LANES				FUNDING CAT(S):	3LC	
DESCRIPTION:		PROJECT HISTORY:						
REMARKS		E = PRELIMINARY ENGINEERING						
P7:								
TOTAL PROJECT COST INFORMATION				AUTHORIZED FUNDING BY CATEGORY/SHARE				
PRELIM ENG:	\$249,994	COST OF		FEDERAL	STATE	LOCAL	LC	TOTAL
ROW PURCHASE:	\$1,000,000	APPROVED	3LC				\$249,994	\$249,994
CONST COST:	\$6,193,200	PHASES:						
CONST ENG:	\$655,000	\$249,994						
CONTING:	\$0							
IND COSTS:	\$383,978							
BND FINANCING:	\$0							
PT CHG ORD								
TOTAL PROJECT COST:	\$8,482,172	TOTALS		\$0	\$0	\$0	\$249,994	\$249,994

Move to 2022

Move to 2022

PHASE: C = CONSTRUCTION, E = ENGINEERING, R = ROW, T = TRANSFER
 * FUNDING NOT FIXED

Hidalgo County Area - RGV MPO
 FY 2021-2024 Transportation Improvement Program
 Pharr District Projects
 FY 2021

DISTRICT	COUNTY	CSJ	HWY	PHASE	CITY	PROJECT SPONSOR	YOE COST		
PHARR	HIDALGO	0921-02-361	CS	R	MCALLEN	COUNTY	\$2,000,000		
LIMITS FROM:		On Nolana Loop from FM 1426 (Raul Longoria)				REVISION DATE:	8_2021		
LIMITS TO:		FM 907				MPO PROJ NUMBER:	HC-152ar		
PROJECT		WIDEN FROM 2 TO 4 LANES DIVIDED				FUNDING CAT(S):	10 - EARMARK		
DESCRIPTION:		PROJECT HISTORY:							
REMARKS		CAT 10 = EARMARK FUNDING							
P7:									
TOTAL PROJECT COST INFORMATION				AUTHORIZED FUNDING BY CATEGORY/SHARE					
PRELIM ENG:	\$230,275	COST OF			FEDERAL	STATE	LOCAL	LC	TOTAL
ROW PURCHASE:	\$2,000,000	APPROVED	CAT 10 - EARMARK		\$1,600,000		\$400,000		\$2,000,000
CONST COST:	\$12,140,418	PHASES:							
CONST ENG:	\$1,200,000	\$2,000,000							
CONTING:	\$789,127								
IND COSTS:	\$752,706								
BND FINANCING:	\$0								
PT CHG ORD									
TOTAL PROJECT COST:	\$17,112,526	TOTALS			\$1,600,000	\$0	\$400,000	\$0	\$2,000,000
PHARR	HIDALGO	0921-02-403	CS	R	PHARR	COUNTY	\$1,200,000		
LIMITS FROM:		On Eldora Rd. from FM 3362 (JACKSON RD)				REVISION DATE:	8_2021		
LIMITS TO:		VETERANS BLVD (I RD)				MPO PROJ NUMBER:	HC-322r		
PROJECT		Widen from 2 to 4 lanes divided				FUNDING CAT(S):	7		
DESCRIPTION:		PROJECT HISTORY:							
REMARKS									
P7:									
TOTAL PROJECT COST INFORMATION				AUTHORIZED FUNDING BY CATEGORY/SHARE					
PRELIM ENG:	\$893,159	COST OF			FEDERAL	STATE	LOCAL	LC	TOTAL
ROW PURCHASE:	\$1,200,000	APPROVED	CAT 7		\$960,000		\$240,000		\$1,200,000
CONST COST:	\$12,204,142	PHASES:							
CONST ENG:	\$1,518,417	\$1,200,000							
CONTING:	\$0								
IND COSTS:	\$856,847								
BND FINANCING:	\$0								
PT CHG ORD									
TOTAL PROJECT COST:	\$16,672,565	TOTALS			\$960,000	\$0	\$240,000	\$0	\$1,200,000
PHARR	HIDALGO	1064-01-043	FM 676	E, R	MCALLEN	PCT 4	\$3,042,518		
LIMITS FROM:		TAYLOR RD				REVISION DATE:	8_2021		
LIMITS TO:		FM 2220				MPO PROJ NUMBER:	HC-144		
PROJECT		WIDEN FROM 2 LANE TO 4 LANE DIVIDED				FUNDING CAT(S):	3LC, 7		
DESCRIPTION:		PROJECT HISTORY:							
REMARKS		E = PRELIMINARY ENGINEERING							
P7:		REVISION - CAT 7 Added for ROW							
TOTAL PROJECT COST INFORMATION				AUTHORIZED FUNDING BY CATEGORY/SHARE					
PRELIM ENG:	\$1,839,870	COST OF			FEDERAL	STATE	LOCAL	LC	TOTAL
ROW PURCHASE:	\$1,202,648	APPROVED	CAT 3 - LOCAL					\$2,042,518	\$2,042,518
CONST COST:	\$6,000,000	PHASES:	CAT 7		\$800,000	\$200,000			\$1,000,000
CONST ENG:	\$500,000	\$3,042,518							
CONTING:	\$119,400								
IND COSTS:	\$0								
BND FINANCING:	\$0								
PT CHG ORD	\$224,400								
TOTAL PROJECT COST:	\$9,886,318	TOTALS			\$800,000	\$200,000	\$0	\$2,042,518	\$3,042,518

PHASE: C = CONSTRUCTION, E = ENGINEERING, R = ROW, T = TRANSFER
 * FUNDING NOT FIXED

Hidalgo County Area - RGV MPO
 FY 2021-2024 Transportation Improvement Program
 Pharr District Projects
 FY 2022

DISTRICT	COUNTY	CSJ	HWY	PHASE	CITY	PROJECT SPONSOR	YOE COST		
PHARR	HIDALGO	0921-02-379	TL2	C	McAllen	ANZALDUAS INT'L BRIDGE BOARD	\$43,700,000		
LIMITS FROM:		AT ANZALDUAS INTERNATIONAL PORT OF ENTRY (NB)				REVISION DATE:	8_2021		
LIMITS TO:						MPO PROJ NUMBER:	HC-352		
PROJECT DESCRIPTION:		INBOUND COMMERCIAL INSPECTION PREPRIMARY INSPECTION PRE-CLEARED CARGO TRAFFIC				FUNDING CAT(S):	10 - CBI, 3LC		
REMARKS:		May be accelerated when project ready				PROJECT HISTORY:			
P7:									
TOTAL PROJECT COST INFORMATION				AUTHORIZED FUNDING BY CATEGORY/SHARE					
PRELIM ENG:	\$3,496,000	COST OF			FEDERAL	STATE	LOCAL	LC	TOTAL
ROW PURCHASE:	\$0	APPROVED	CAT 10 - CBI	\$9,680,000	\$2,420,000				\$12,100,000
CONST COST:	\$43,700,000	PHASES:	3LC				\$31,600,000		\$31,600,000
CONST ENG:	\$4,370,000	\$43,700,000							
CONTING:	\$0								
IND COSTS:	\$0								
POT CHG ORDER:	\$1,742,091								
BND FINANCING:	\$0								
TOTAL PROJECT COST:	\$53,308,091	TOTALS		\$9,680,000	\$2,420,000	\$0	\$31,600,000		\$43,700,000
PHARR	HIDALGO	1804-01-068	FM 1926	C	MCALLEN	MCALLEN	\$86,265		
LIMITS FROM:		@ FM 1926 (23RD ST) & HACKBERRY AVE				REVISION DATE:	8_2021		
LIMITS TO:						MPO PROJ NUMBER:	HC-310		
PROJECT DESCRIPTION:		ADDITION OF NORTH AND SOUTHBOUND CENTER TURN LANES				FUNDING CAT(S):	7		
REMARKS:						PROJECT HISTORY:			
P7:									
TOTAL PROJECT COST INFORMATION				AUTHORIZED FUNDING BY CATEGORY/SHARE					
PRELIM ENG:	\$3,969	COST OF			FEDERAL	STATE	LOCAL	LC	TOTAL
ROW PURCHASE:	\$16,000	APPROVED	CAT 7	\$69,012			\$17,253		\$86,265
CONST COST:	\$86,265	PHASES:							
CONST ENG:	\$4,050	\$86,265							
CONTING:	\$0								
IND COSTS:	\$5,022								
POT CHG ORDER:	\$6,280								
BND FINANCING:	\$0								
TOTAL PROJECT COST:	\$121,586	TOTALS		\$69,012	\$0	\$17,253	\$0		\$86,265
PHARR	HIDALGO	0621-01-106	SH 336	C	MCALLEN	MCALLEN	\$77,958		
LIMITS FROM:		INTERSECTION BUSINESS US 83				REVISION DATE:	8_2021		
LIMITS TO:		135ft S INTERSECTION US BUSINESS 83				MPO PROJ NUMBER:	HC-312		
PROJECT DESCRIPTION:		ADDITION OF NORTHBOUND RIGHT TURN LANE				FUNDING CAT(S):	7		
REMARKS:						PROJECT HISTORY:			
P7:									
TOTAL PROJECT COST INFORMATION				AUTHORIZED FUNDING BY CATEGORY/SHARE					
PRELIM ENG:	\$3,587	COST OF			FEDERAL	STATE	LOCAL	LC	TOTAL
ROW PURCHASE:	\$31,000	APPROVED	CAT 7	\$62,366			\$15,592		\$77,958
CONST COST:	\$77,958	PHASES:							
CONST ENG:	\$3,660	\$77,958							
CONTING:	\$0								
IND COSTS:	\$4,538								
POT CHG ORDER:	\$3,243								
BND FINANCING:	\$0								
TOTAL PROJECT COST:	\$123,986	TOTALS		\$62,366	\$0	\$15,592	\$0		\$77,958

PHASE: C = CONSTRUCTION, E = ENGINEERING, R = ROW, T = TRANSFER
 * FUNDING NOT FIXED

Hidalgo County Area - RGV MPO
 FY 2021-2024 Transportation Improvement Program
 Pharr District Projects
 FY 2022

DISTRICT	COUNTY	CSJ	HWY	PHASE	CITY	PROJECT SPONSOR	YOE COST	
PHARR	HIDALGO	1804-01-071	FM 1926 (23RD ST)	C	MCALLEN	MCALLEN	\$141,219	
LIMITS FROM:		@ FM 1926 (23RD ST) & EBONY AVE				REVISION DATE:	8_2021	
LIMITS TO:						MPO PROJ NUMBER:	HC-313	
PROJECT DESCRIPTION:		ADDITION OF EAST, NORTH, AND SOUTHBOUND CENTER TURN LANES				FUNDING CAT(S):	7	
REMARKS						PROJECT HISTORY:		
P7:								
TOTAL PROJECT COST INFORMATION				AUTHORIZED FUNDING BY CATEGORY/SHARE				
PRELIM ENG:	\$6,497	COST OF		FEDERAL	STATE	LOCAL	LC	TOTAL
ROW PURCHASE:	\$21,000	APPROVED	CAT 7	\$112,975		\$28,244		\$141,219
CONST COST:	\$141,219	PHASES:						
CONST ENG:	\$6,630	\$141,219						
CONTING:	\$0							
IND COSTS:	\$8,221							
POT CHG ORDER:	\$4,954							
BND FINANCING:	\$0							
TOTAL PROJECT COST:	\$188,521	TOTALS		\$112,975	\$0	\$28,244	\$0	\$141,219
PHARR	HIDALGO	1804-01-072	SS 115	C	MCALLEN	MCALLEN	\$116,618	
LIMITS FROM:		@ FM 1926 (23RD ST) & JACKSON AVE				REVISION DATE:	8_2021	
LIMITS TO:						MPO PROJ NUMBER:	HC-314	
PROJECT DESCRIPTION:		ADDITION OF NORTH AND SOUTHBOUND CENTER TURN LANES				FUNDING CAT(S):	7	
REMARKS						PROJECT HISTORY:		
P7:								
TOTAL PROJECT COST INFORMATION				AUTHORIZED FUNDING BY CATEGORY/SHARE				
PRELIM ENG:	\$5,366	COST OF		FEDERAL	STATE	LOCAL	LC	TOTAL
ROW PURCHASE:	\$31,000	APPROVED	CAT 7	\$93,294		\$23,324		\$116,618
CONST COST:	\$116,618	PHASES:						
CONST ENG:	\$5,475	\$116,618						
CONTING:	\$0							
IND COSTS:	\$6,789							
POT CHG ORD:	\$4,271							
BND FINANCING:	\$0							
TOTAL PROJECT COST:	\$169,519	TOTALS		\$93,294	\$0	\$23,324	\$0	\$116,618
PHARR	HIDALGO	0921-02-328	CS	C,E	VARIOUS	Hidalgo County	\$6,894,192	
LIMITS FROM:		ON TAYLOR RD @ MILE 2 N				REVISION DATE:	8_2021	
LIMITS TO:		BUSINESS 83				MPO PROJ NUMBER:	HC-257	
PROJECT DESCRIPTION:		WIDEN FROM 2 TO 4 LANES DIVIDED URBAN				FUNDING CAT(S):	7	
REMARKS		E = CONSTRUCTION ENGINEERING				PROJECT HISTORY:		
P7:								
TOTAL PROJECT COST INFORMATION				AUTHORIZED FUNDING BY CATEGORY/SHARE				
PRELIM ENG:	\$743,333	COST OF		FEDERAL	STATE	LOCAL	LC	TOTAL
ROW PURCHASE:	\$2,011,852	APPROVED	CAT 7	\$5,515,354		\$1,378,838		\$6,894,192
CONST COST:	\$6,006,390	PHASES:						
CONST ENG:	\$887,802	\$6,894,192						
CONTING:	\$376,725							
IND COSTS:	\$359,337							
POT CHG ORD:	\$277,441							
BND FINANCING:	\$0							
TOTAL PROJECT COST:	\$10,662,880	TOTALS		\$5,515,354	\$0	\$1,378,838	\$0	\$6,894,192

PHASE: C = CONSTRUCTION, E = ENGINEERING, R = ROW, T = TRANSFER
 * FUNDING NOT FIXED

Hidalgo County Area - RGV MPO
 FY 2021-2024 Transportation Improvement Program
 Pharr District Projects
 FY 2022

DISTRICT	COUNTY	CSJ	HWY	PHASE	CITY	PROJECT SPONSOR	YOE COST	
PHARR	HIDALGO	0921-02-303	VA	C	McAllen	McAllen	\$10,000,000	
LIMITS FROM:		Anzalduas Intl Bridge Port of Entry			REVISION DATE:		8_2021	
LIMITS TO:		South Bound			MPO PROJ NUMBER:		HC-277	
PROJECT DESCRIPTION:		CONSTRUCTION OF SOUTHBOUND INSPECTION STATION			FUNDING CAT(S):		7, 10 - CBI, Rider 11b	
REMARKS				PROJECT HISTORY:				
P7:								
TOTAL PROJECT COST INFORMATION				AUTHORIZED FUNDING BY CATEGORY/SHARE				
PRELIM ENG:	\$800,000	COST OF		FEDERAL	STATE	LOCAL	LC	TOTAL
ROW PURCHASE:	\$0	APPROVED	CAT 10 - CBI	\$4,393,367	\$1,098,342			\$5,491,709
CONST COST:	\$10,000,000	PHASES:	Rider 11	\$3,200,000	\$800,000			\$4,000,000
CONST ENG:	\$1,281,660	\$10,000,000	Cat 7	\$406,633		\$101,658		\$508,291
CONTING:	\$0							
IND COSTS:	\$0							
POT CHG ORD:	\$424,707							
BND FINANCING:	\$0							
TOTAL PROJECT COST:	\$12,506,367		TOTALS	\$8,000,000	\$1,898,342	\$101,658	\$0	\$10,000,000
PHARR	HIDALGO	0921-02-286	CS	R	COUNTY	Hidalgo County	\$4,396,313	
LIMITS FROM:		On Mile 6W, from SH 107			REVISION DATE:		8_2021	
LIMITS TO:		MILE 11 N			MPO PROJ NUMBER:		HC-148bbr	
PROJECT DESCRIPTION:		ROW ACQUISITION FOR RECONSTRUCTION AND WIDEN FROM 2 TO 4 LANES			FUNDING CAT(S):		7	
REMARKS				PROJECT HISTORY:				
P7:								
TOTAL PROJECT COST INFORMATION				AUTHORIZED FUNDING BY CATEGORY/SHARE				
PRELIM ENG:	\$992,000	COST OF		FEDERAL	STATE	LOCAL	LC	TOTAL
ROW PURCHASE:	\$4,396,313	APPROVED	CAT 7	\$3,517,050		\$879,263		\$4,396,313
CONST COST:	\$31,202,489	PHASES:						
CONST ENG:	\$3,410,000	\$4,396,313						
CONTING:	\$1,316,000							
IND COSTS:	\$1,255,000							
POT CHG ORD:	\$1,260,436							
BND FINANCING:	\$0							
TOTAL PROJECT COST:	\$43,832,238		TOTALS	\$3,517,050	\$0	\$879,263	\$0	\$4,396,313
PHARR	HIDALGO	0921-02-142	IBTC	R	HIDALGO COUNTY	HRMA	\$40,000,000	
LIMITS FROM:		365 Toll and FM 493			REVISION DATE:		8_2021	
LIMITS TO:		IH-2			MPO PROJ NUMBER:		RMA-3	
PROJECT DESCRIPTION:		Construct Non-Tolled 4-Lane divided (at grade) highway (Interim)			FUNDING CAT(S):		12, 3LC	
REMARKS				PROJECT HISTORY:				
P7:				REVISION - Funding Revised - Pending Functional Classification				
TOTAL PROJECT COST INFORMATION				AUTHORIZED FUNDING BY CATEGORY/SHARE				
PRELIM ENG:	\$8,000,000	COST OF		FEDERAL	STATE	LOCAL	LC	TOTAL
ROW PURCHASE:	\$40,000,000	APPROVED	Cat 3 LC				\$40,000,000	\$40,000,000
CONST COST:	\$96,270,000	PHASES:						
CONST ENG:	\$6,500,000	\$40,000,000						
CONTING:	\$5,078,652							
IND COSTS:	\$0							
POT CHG ORD:	\$4,139,586							
BND FINANCING:	\$0							
TOTAL PROJECT COST:	\$159,988,238		TOTALS	\$0	\$0	\$0	\$40,000,000	\$40,000,000

REVISION

PHASE: C = CONSTRUCTION, E = ENGINEERING, R = ROW, T = TRANSFER
 * FUNDING NOT FIXED

Hidalgo County Area - RGV MPO
 FY 2021-2024 Transportation Improvement Program
 Pharr District Projects
 FY 2022

DISTRICT	COUNTY	CSJ	HWY	PHASE	CITY	PROJECT SPONSOR	YOE COST	
PHARR	HIDALGO	1064-01-032	FM 676	C	ALTON	TXDOT	\$15,000,000	
LIMITS FROM:		SH 364					REVISION DATE:	8_2021
LIMITS TO:		SH 107					MPO PROJ NUMBER:	HC-117b
PROJECT DESCRIPTION:		Widen from 2 lane to 4 lane divided				FUNDING CAT(S):	2M	
REMARKS			PROJECT HISTORY:					
P7:								
TOTAL PROJECT COST INFORMATION				AUTHORIZED FUNDING BY CATEGORY/SHARE				
PRELIM ENG:	\$423,987	COST OF						
ROW PURCHASE:	\$1,200,000	APPROVED	Cat 2M	\$12,000,000	\$3,000,000		\$15,000,000	
CONST COST:	\$15,000,000	PHASES:						
CONST ENG:	\$450,000	\$15,000,000						
CONTING:	\$650,000							
IND COSTS:	\$620,000							
BND FINANCING:	\$0							
TOTAL PROJECT COST:	\$18,343,987	TOTALS		\$12,000,000	\$3,000,000	\$0	\$0	
							\$15,000,000	

DRAFT

PHASE: C = CONSTRUCTION, E = ENGINEERING, R = ROW, T = TRANSFER
 * FUNDING NOT FIXED

Hidalgo County Area - RGV MPO
 FY 2021-2024 Transportation Improvement Program
 Pharr District Projects
 FY 2023

DISTRICT	COUNTY	CSJ	HWY	PHASE	CITY	PROJECT SPONSOR	YOE COST	
PHARR	HIDALGO	0921-02-194	CS	C,E	PENITAS	PENITAS	\$10,535,477	
LIMITS FROM:		Liberty Blvd from Mile 3				REVISION DATE:	8_2021	
LIMITS TO:		US 83				MPO PROJ NUMBER:	HC-284a	
PROJECT DESCRIPTION:		WIDEN FROM 2 TO 4 LANES WITH DEDICATED LEFT TURN LANE				FUNDING CAT(S):	7, 12S	
REMARKS		E = CONSTRUCTION ENGINEERING				PROJECT HISTORY:		
P7:								
TOTAL PROJECT COST INFORMATION				AUTHORIZED FUNDING BY CATEGORY/SHARE				
PRELIM ENG:	\$219,782	COST OF	FEDERAL		STATE	LOCAL	LC	TOTAL
ROW PURCHASE:	\$1,185,242	APPROVED	CAT 7	\$8,108,382		\$2,027,095		\$10,135,477
CONST COST:	\$9,448,858	PHASES:	CAT 12S	\$320,000		\$80,000		\$400,000
CONST ENG:	\$1,086,619	\$10,535,477						
CONTING:	\$0							
IND COSTS:	\$585,829							
POT CHG ORD:	\$508,264							
BND FINANCING:	\$0							
TOTAL PROJECT COST:	\$13,034,594	TOTALS		\$8,428,382	\$0	\$2,107,095	\$0	\$10,535,477
PHARR	HIDALGO	0921-02-375	CS	C,R	PHARR	PHARR	\$4,523,551	
LIMITS FROM:		ON HI LINE EAST FROM CAGE BLVD				REVISION DATE:	8_2021	
LIMITS TO:		VETERANS RD				MPO PROJ NUMBER:	HC-336	
PROJECT DESCRIPTION:		WIDEN TO 2 LANE WITH CONTINUOUS LEFT TURN LANE AND SHOULDERS				FUNDING CAT(S):	7	
REMARKS		CAT 7 FOR ROW= \$350,000, CAT 7 FOR CONSTRUCTION= \$4,173,551				PROJECT HISTORY:		
P7:								
TOTAL PROJECT COST INFORMATION				AUTHORIZED FUNDING BY CATEGORY/SHARE				
PRELIM ENG:	\$204,504	COST OF	FEDERAL		STATE	LOCAL	LC	TOTAL
ROW PURCHASE:	\$350,000	APPROVED	CAT 7	\$3,618,841	\$0	\$904,710	\$0	\$4,523,551
CONST COST:	\$4,173,551	PHASES:						
CONST ENG:	\$208,678	\$4,523,551						
CONTING:	\$271,281							
IND COSTS:	\$258,760							
POT CHG ORD:	\$196,068							
BND FINANCING:	\$0							
TOTAL PROJECT COST:	\$5,662,842	TOTALS		\$3,618,841	\$0	\$904,710	\$0	\$4,523,551
Pharr	Hidalgo	1064-01-043	FM 676	C	McAllen	TXDOT	\$6,000,000	
LIMITS FROM:		Taylor Rd				REVISION DATE:	8_2021	
LIMITS TO:		FM 2220				MPO PROJ NUMBER:	HC-144	
PROJECT DESCRIPTION:		Widen From 2 to 4 Lane Divided				FUNDING CAT(S):	Cat 11,7	
REMARKS		E= Construction Eng.				PROJECT HISTORY:		
P7:						Cost and Funding Revised		
TOTAL PROJECT COST INFORMATION				AUTHORIZED FUNDING BY CATEGORY/SHARE				
PRELIM ENG:	\$1,839,870	COST OF	FEDERAL		STATE	LOCAL	LC	TOTAL
ROW PURCHASE:	\$1,202,648	APPROVED	Cat 7	\$4,000,000	\$1,000,000			\$5,000,000
CONST COST:	\$6,000,000	PHASES:	Cat 11	\$800,000	\$200,000			\$1,000,000
CONST ENG:	\$500,000	\$6,000,000						
CONTING:	\$119,400							
IND COSTS:	\$0							
POT CHG ORD:	\$224,400							
BND FINANCING:	\$0							
TOTAL PROJECT COST:	\$9,886,318	TOTALS		\$4,800,000	\$1,200,000	\$0	\$0	\$6,000,000

PHASE: C = CONSTRUCTION, E = ENGINEERING, R = ROW, T = TRANSFER

* FUNDING NOT FIXED

Hidalgo County Area - RGV MPO
 FY 2021-2024 Transportation Improvement Program
 Pharr District Projects
 FY 2023

DISTRICT	COUNTY	CSJ	HWY	PHASE	CITY	PROJECT SPONSOR	YOE COST					
Pharr	Hidalgo	0921-02-400	CS	C, R	Pharr	Pharr	\$5,930,000					
LIMITS FROM:		On Anaya Rd. from Cage Blvd.				REVISION DATE:	8_2021					
LIMITS TO:		Veterans Blvd				MPO PROJ NUMBER:	HC-340					
PROJECT DESCRIPTION:		Widen from 2 to 5 lanes				FUNDING CAT(S):	7, 3LC					
REMARKS		Construction & ROW				PROJECT HISTORY:						
P7:						REVISION - Remove Project from TIP, Reallocate funding						
TOTAL PROJECT COST INFORMATION				AUTHORIZED FUNDING BY CATEGORY/SHARE								
PRELIM ENG:	\$256,270	COST OF	FEDERAL		STATE	LOCAL	LC	TOTAL				
ROW PURCHASE:	\$700,000	APPROVED	Cat 7	\$3,144,000		\$786,000		\$3,930,000				
CONST COST:	\$5,230,000	PHASES:	CAT 3 LC				\$2,000,000	\$2,000,000				
CONST ENG:	\$5,230,000	\$5,930,000	REVISION									
CONTING:	\$339,950											
IND COSTS:	\$324,260											
POT CHG ORD:	\$200,459											
BND FINANCING:	\$0											
TOTAL PROJECT COST:	\$12,280,929	TOTALS		\$3,144,000	\$0	\$786,000	\$2,000,000	\$5,930,000				
Pharr	Hidalgo	0342-01-093	SH 107	C	Edinburg	TxDOT	\$19,000,000					
LIMITS FROM:		Bus 281-W				REVISION DATE:	8_2021					
LIMITS TO:		I-69C (US 281)				MPO PROJ NUMBER:	HC-337					
PROJECT DESCRIPTION:		Operational Improvements and Rehabilitation				FUNDING CAT(S):	2U					
REMARKS						PROJECT HISTORY:						
P7:												
TOTAL PROJECT COST INFORMATION				AUTHORIZED FUNDING BY CATEGORY/SHARE								
PRELIM ENG:	\$3,930,484	COST OF	FEDERAL		STATE	LOCAL	LC	TOTAL				
ROW PURCHASE:	\$1,000,000	APPROVED	Cat 2	\$15,200,000	\$3,800,000			\$19,000,000				
CONST COST:	\$19,000,000	PHASES:										
CONST ENG:	\$2,195,826	\$19,000,000	REVISION									
CONTING:	\$0											
IND COSTS:	\$0											
POT CHG ORD:	\$790,400											
BND FINANCING:	\$0											
TOTAL PROJECT COST:	\$26,916,710	TOTALS		\$15,200,000	\$3,800,000	\$0	\$0	\$19,000,000				
Pharr	Hidalgo	0921-02-376	CS	C,R	Pharr	Pharr	\$5,860,000					
LIMITS FROM:		On Hi-Line West, From Jackson Rd				REVISION DATE:	8_2021					
LIMITS TO:		Cage Blvd				MPO PROJ NUMBER:	HC-339					
PROJECT DESCRIPTION:		Widen to 2 lane with continuous left turn lane				FUNDING CAT(S):	7					
REMARKS						PROJECT HISTORY:						
P7:												
TOTAL PROJECT COST INFORMATION				AUTHORIZED FUNDING BY CATEGORY/SHARE								
PRELIM ENG:	\$254,800	COST OF	FEDERAL		STATE	LOCAL	LC	TOTAL				
ROW PURCHASE:	\$660,000	APPROVED	Cat 7	\$4,688,000		\$1,172,000		\$5,860,000				
CONST COST:	\$5,200,000	PHASES:										
CONST ENG:	\$260,000	\$5,860,000	REVISION									
CONTING:	\$338,000											
IND COSTS:	\$322,400											
POT CHG ORD:	\$138,590											
BND FINANCING:	\$0											
TOTAL PROJECT COST:	\$7,173,790	TOTALS		\$4,688,000	\$0	\$1,172,000	\$0	\$5,860,000				

PHASE: C = CONSTRUCTION, E = ENGINEERING, R = ROW, T = TRANSFER
 * FUNDING NOT FIXED

Hidalgo County Area - RGV MPO
 FY 2021-2024 Transportation Improvement Program
 Pharr District Projects
 FY 2023

DISTRICT	COUNTY	CSJ	HWY	PHASE	CITY	PROJECT SPONSOR	YOE COST		
Pharr	Hidalgo	1429-02-036	FM 1426	C	San Juan	TxDOT	\$16,000,000		
LIMITS FROM:		Nolana Loop				REVISION DATE:	8_2021		
LIMITS TO:		I-2				MPO PROJ NUMBER:	HC-345		
PROJECT DESCRIPTION:		Widen from 4 to 6 Lanes w/ raised median				FUNDING CAT(S):	2U		
REMARKS		PROJECT HISTORY:							
P7:									
TOTAL PROJECT COST INFORMATION				AUTHORIZED FUNDING BY CATEGORY/SHARE					
PRELIM ENG:	\$784,000	COST OF			FEDERAL	STATE	LOCAL	LC	TOTAL
ROW PURCHASE:	\$0	APPROVED	Cat 2		\$12,800,000	\$3,200,000			\$16,000,000
CONST COST:	\$16,000,000	PHASES:							
CONST ENG:	\$793,600	\$16,000,000							
CONTING:	\$318,400								
IND COSTS:	\$0								
BND FINANCING:	\$0								
TOTAL PROJECT COST:	\$17,896,000	TOTALS			\$12,800,000	\$3,200,000	\$0	\$0	\$16,000,000
Pharr	Hidalgo	0528-01-118	SH 107 (Conway)	C	Palmhurst	TxDOT	\$20,400,000		
LIMITS FROM:		FM 1924 (Mile 3 N)				REVISION DATE:	8_2021		
LIMITS TO:		SH 495				MPO PROJ NUMBER:	HC-383		
PROJECT DESCRIPTION:		Widen from 4 to 6 Lane w/Raised Median				FUNDING CAT(S):	1,2U		
REMARKS		PROJECT HISTORY:							
P7:									
TOTAL PROJECT COST INFORMATION				AUTHORIZED FUNDING BY CATEGORY/SHARE					
PRELIM ENG:	\$999,600	COST OF			FEDERAL	STATE	LOCAL	LC	TOTAL
ROW PURCHASE:	\$0	APPROVED	Cat 1		\$320,000	\$80,000			\$400,000
CONST COST:	\$20,400,000	PHASES:	Cat 2		\$16,000,000	\$4,000,000			\$20,000,000
CONST ENG:	\$1,011,840	\$20,400,000							
CONTING:	\$405,960								
IND COSTS:	\$0								
POT CHG ORD:	\$762,960								
BND FINANCING:	\$0								
TOTAL PROJECT COST:	\$23,580,360	TOTALS			\$16,320,000	\$4,080,000	\$0	\$0	\$20,400,000
Pharr	Hidalgo	0865-01-108	SH 495	C	Palmview	TxDOT	\$12,745,750		
LIMITS FROM:		Veterans Blvd, from IH-2				REVISION DATE:	8_2021		
LIMITS TO:		SH 364 (La Homa Rd)				MPO PROJ NUMBER:	HC-50		
PROJECT DESCRIPTION:		Construct 4 Lanes divided urban				FUNDING CAT(S):	1,2U		
REMARKS		PROJECT HISTORY:							
P7:									
TOTAL PROJECT COST INFORMATION				AUTHORIZED FUNDING BY CATEGORY/SHARE					
PRELIM ENG:	\$371,667	COST OF			FEDERAL	STATE	LOCAL	LC	TOTAL
ROW PURCHASE:	\$2,399,360	APPROVED	Cat 1		\$1,108,600	\$277,150			\$1,385,750
CONST COST:	\$12,745,750	PHASES:	Cat 2		\$9,088,000	\$2,272,000			\$11,360,000
CONST ENG:	\$632,189	\$12,745,750							
CONTING:	\$253,640								
IND COSTS:	\$704,320								
POT CHG ORD:	\$476,691								
BND FINANCING:	\$0								
TOTAL PROJECT COST:	\$17,583,617	TOTALS			\$10,196,600	\$2,549,150	\$0	\$0	\$12,745,750

PHASE: C = CONSTRUCTION, E = ENGINEERING, R = ROW, T = TRANSFER

* FUNDING NOT FIXED

Hidalgo County Area - RGV MPO
 FY 2021-2024 Transportation Improvement Program
 Pharr District Projects
 FY 2024

DISTRICT	COUNTY	CSJ	HWY	PHASE	CITY	PROJECT SPONSOR	YOE COST	
PHARR	HIDALGO	0921-02-341	CS	C	MCALLEN	MCALLEN	\$1,404,225	
LIMITS FROM:		On Dove St, From 41st St				REVISION DATE:		8_2021
LIMITS TO:		Bentsen Rd				MPO PROJ NUMBER:		HC-315
PROJECT		CONSTRUCT 4 LANE DIVIDED ROADWAY (NEW LOCATION)				FUNDING CAT(S):		3LC
DESCRIPTION:		PROJECT HISTORY:						
REMARKS		REVISION - Remove Project from TIP						
P7:								
TOTAL PROJECT COST INFORMATION				AUTHORIZED FUNDING BY CATEGORY/SHARE				
PRELIM ENG:	\$68,800	COST OF		FEDERAL	STATE	LOCAL	LC	TOTAL
ROW PURCHASE:	\$0	APPROVED	3LC				\$1,404,225	\$1,404,225
CONST COST:	\$1,404,225	PHASES:						
CONST ENG:	\$70,211							
CONTING:	\$91,275							
IND COSTS:	\$87,060							
POT CHG ORD:	\$76,670							
BND FINANCING:	\$0							
TOTAL PROJECT COST:	\$1,798,251	TOTALS		\$0	\$0	\$0	\$1,404,225	\$1,404,225
PHARR	HIDALGO	0921-02-327	CS	C,E	MISSION	HIDALGO COUNTY	\$5,000,000	
LIMITS FROM:		ON TAYLOR RD, FROM BUSINESS 83				REVISION DATE:		8_2021
LIMITS TO:		I-2 (US 83)				MPO PROJ NUMBER:		HC-256
PROJECT		WIDEN FROM 2 LANE TO 4 LANE ROADWAY				FUNDING CAT(S):		7
DESCRIPTION:		PROJECT HISTORY:						
REMARKS		E = CONSTRUCTION ENGINEERING						
P7:								
TOTAL PROJECT COST INFORMATION				AUTHORIZED FUNDING BY CATEGORY/SHARE				
PRELIM ENG:	\$371,660	COST OF		FEDERAL	STATE	LOCAL	LC	TOTAL
ROW PURCHASE:	\$1,192,488	APPROVED	CAT 7	\$4,000,000		\$1,000,000		\$5,000,000
CONST COST:	\$4,500,000	PHASES:						
CONST ENG:	\$500,000							
CONTING:	\$365,050							
IND COSTS:	\$348,200							
POT CHG ORD:								
BND FINANCING:	\$190,816							
TOTAL PROJECT COST:	\$7,468,223	TOTALS		\$4,000,000	\$0	\$1,000,000	\$0	\$5,000,000
Pharr	Hidalgo	0921-02-358	CS	C, R	Edinburg	PHARR	\$5,500,000	
LIMITS FROM:		On Owassa Rd, from IH-69C (US 281)				REVISION DATE:		8_2021
LIMITS TO:		I Road				MPO PROJ NUMBER:		HC-156a
PROJECT		Widen From 2 to 4 Lane roadway				FUNDING CAT(S):		7
DESCRIPTION:		PROJECT HISTORY:						
REMARKS		REVISION - Remove Project from TIP, Reallocate Funding						
P7:								
TOTAL PROJECT COST INFORMATION				AUTHORIZED FUNDING BY CATEGORY/SHARE				
PRELIM ENG:	\$220,500	COST OF		FEDERAL	STATE	LOCAL	LC	TOTAL
ROW PURCHASE:	\$1,000,000	APPROVED	Cat 7	\$4,400,000		\$1,100,000		\$5,500,000
CONST COST:	\$4,500,000	PHASES:						
CONST ENG:	\$225,000							
CONTING:	\$292,500							
IND COSTS:	\$0							
POT CHG ORD:	\$0							
BND FINANCING:	\$0							
TOTAL PROJECT COST:	\$6,238,000	TOTALS		\$4,400,000	\$0	\$1,100,000	\$0	\$5,500,000

PHASE: C = CONSTRUCTION, E = ENGINEERING, R = ROW, T = TRANSFER

* FUNDING NOT FIXED

Hidalgo County Area - RGV MPO
 FY 2021-2024 Transportation Improvement Program
 Pharr District Projects
 FY 2024

DISTRICT	COUNTY	CSJ	HWY	PHASE	CITY	PROJECT SPONSOR	YOE COST			
Pharr	Hidalgo	0921-02-424	Pharr Bridge	C	Pharr	Pharr	\$14,577,764			
LIMITS FROM:		At Pharr/Reynosa Int'l Bridge				REVISION DATE:		8_2021		
LIMITS TO:						MPO PROJ NUMBER:		HC-372		
PROJECT		Dock Expansion Phase I				FUNDING CAT(S):		Rider 11, Cat 3		
DESCRIPTION:		PROJECT HISTORY:								
REMARKS		CAT 11 = RIDER 11B, E = PRELIMINARY ENGINEERING AND CONSTRUCTION ENGINEERING								
P7:										
TOTAL PROJECT COST INFORMATION				AUTHORIZED FUNDING BY CATEGORY/SHARE						
PRELIM ENG:	\$330,000	COST OF APPROVED PHASES:	\$14,577,764	FEDERAL		STATE	LOCAL	LC	TOTAL	
ROW PURCHASE:	\$0			Rider 11	\$2,400,000	\$600,000				\$3,000,000
CONST COST:	\$14,577,764			3LC				\$11,577,764		\$11,577,764
CONST ENG:	\$275,000									
CONTING:	\$275,000									
IND COSTS:	\$110,000									
POT CHG ORD:	\$569,991									
BND FINANCING:	\$0									
TOTAL PROJECT COST:	\$16,137,755	TOTALS		\$2,400,000	\$600,000	\$0	\$11,577,764	\$14,577,764		
Pharr	Hidalgo	0921-02-425	Pharr Bridge	C	Pharr	Pharr	\$13,610,000			
LIMITS FROM:		At Pharr/ Reynosa Int'l Bridge				REVISION DATE:		8_2021		
LIMITS TO:						MPO PROJ NUMBER:		HC-373		
PROJECT		Dock Expansion Phase II				FUNDING CAT(S):		Rider 11 Cat 3		
DESCRIPTION:		PROJECT HISTORY:								
REMARKS		CAT 11 = RIDER 11B, E = PRELIMINARY ENGINEERING AND CONSTRUCTION ENGINEERING								
P7:										
TOTAL PROJECT COST INFORMATION				AUTHORIZED FUNDING BY CATEGORY/SHARE						
PRELIM ENG:	\$690,000	COST OF APPROVED PHASES:	\$13,610,000	FEDERAL		STATE	LOCAL	LC	TOTAL	
ROW PURCHASE:	\$0			Rider 11	\$4,000,000	\$1,000,000				\$5,000,000
CONST COST:	\$13,610,000			3LC				\$8,610,000		\$8,610,000
CONST ENG:	\$575,000									
CONTING:	\$575,000									
IND COSTS:	\$270,000									
POT CHG ORD:	\$532,151									
BND FINANCING:	\$0									
TOTAL PROJECT COST:	\$16,252,151	TOTALS		\$4,000,000	\$1,000,000	\$0	\$8,610,000	\$13,610,000		
Pharr	Hidalgo	0921-02-423	Pharr Bridge	C	Pharr	Pharr	\$7,500,000			
LIMITS FROM:		At Pharr/ Reynosa Int'l Bridge				REVISION DATE:		8_2021		
LIMITS TO:						MPO PROJ NUMBER:		HC-374		
PROJECT		Pharr Bridge Commercial Vehicle Staging Site				FUNDING CAT(S):		Rider 11 Cat 3		
DESCRIPTION:		PROJECT HISTORY:								
REMARKS		CAT 11 = RIDER 11B, E = PRELIMINARY ENGINEERING AND CONSTRUCTION ENGINEERING								
P7:										
TOTAL PROJECT COST INFORMATION				AUTHORIZED FUNDING BY CATEGORY/SHARE						
PRELIM ENG:	\$450,000	COST OF APPROVED PHASES:	\$7,500,000	FEDERAL		STATE	LOCAL	LC	TOTAL	
ROW PURCHASE:	\$0			Rider 11	\$3,200,000	\$800,000				\$4,000,000
CONST COST:	\$7,500,000			3LC				\$3,500,000		\$3,500,000
CONST ENG:	\$375,000									
CONTING:	\$375,000									
IND COSTS:	\$150,000									
POT CHG ORD:	\$293,250									
BND FINANCING:	\$0									
TOTAL PROJECT COST:	\$9,143,250	TOTALS		\$3,200,000	\$800,000	\$0	\$3,500,000	\$7,500,000		

PHASE: C = CONSTRUCTION, E = ENGINEERING, R = ROW, T = TRANSFER

* FUNDING NOT FIXED

Hidalgo County Area - RGV MPO
 FY 2021-2024 Transportation Improvement Program
 Pharr District Projects
 FY 2024

DISTRICT	COUNTY	CSJ	HWY	PHASE	CITY	PROJECT SPONSOR	YOE COST	
Pharr	Hidalgo	0921-02-433	Pharr Bridge AG. Lab	C,E	Pharr	Pharr	\$12,150,000	
LIMITS FROM:						REVISION DATE:	8_2021	
LIMITS TO:						MPO PROJ NUMBER:	HC-376	
PROJECT DESCRIPTION:						FUNDING CAT(S):	Rider 11 Cat 3	
REMARKS						PROJECT HISTORY:		
P7:						REVISION - Added Project		
TOTAL PROJECT COST INFORMATION				AUTHORIZED FUNDING BY CATEGORY/SHARE				
PRELIM ENG:	\$260,000	COST OF APPROVED PHASES:		FEDERAL	STATE	LOCAL	LC	TOTAL
ROW PURCHASE:	\$0		Rider 11	\$6,400,000	\$1,600,000			\$8,000,000
CONST COST:	\$12,000,000		3LC				\$4,150,000	\$4,150,000
CONST ENG:	\$150,000							
CONTING:	\$287,200							
IND COSTS:	\$560,932							
POT CHG ORD:	\$0							
BND FINANCING:	\$0							
TOTAL PROJECT COST:	\$13,258,132	TOTALS		\$6,400,000	\$1,600,000	\$0	\$4,150,000	\$12,150,000
Pharr	Hidalgo	2094-01-063	FM 2220 (Ware Rd)	C	Mcallen	TxDOT	\$18,774,045	
LIMITS FROM:						REVISION DATE:	8_2021	
LIMITS TO:						MPO PROJ NUMBER:	HC-20	
PROJECT DESCRIPTION:						FUNDING CAT(S):	1,2	
REMARKS						PROJECT HISTORY:		
P7:								
TOTAL PROJECT COST INFORMATION				AUTHORIZED FUNDING BY CATEGORY/SHARE				
PRELIM ENG:	\$919,926	COST OF APPROVED PHASES:		FEDERAL	STATE	LOCAL	LC	TOTAL
ROW PURCHASE:	\$0		Cat 1	\$1,419,236	\$354,809			\$1,774,045
CONST COST:	\$18,774,045		Cat 2	\$13,600,000	\$3,400,000			\$17,000,000
CONST ENG:	\$931,193							
CONTING:	\$373,604							
IND COSTS:	\$0							
POT CHG ORD:	\$702,149							
BND FINANCING:	\$0							
TOTAL PROJECT COST:	\$21,700,919	TOTALS		\$15,019,236	\$3,754,809	\$0	\$0	\$18,774,045
Pharr	Hidalgo	3629-01-001	SH 68	C	PCT 1	TxDOT	\$183,600,000	
LIMITS FROM:						REVISION DATE:	8_2021	
LIMITS TO:						MPO PROJ NUMBER:	HC-295c	
PROJECT DESCRIPTION:						FUNDING CAT(S):	1,2U,12	
REMARKS						PROJECT HISTORY:		
P7:								
TOTAL PROJECT COST INFORMATION				AUTHORIZED FUNDING BY CATEGORY/SHARE				
PRELIM ENG:	\$8,820,000	COST OF APPROVED PHASES:		FEDERAL	STATE	LOCAL	LC	TOTAL
ROW PURCHASE:	\$0		Cat 1	\$2,880,000	\$720,000			\$3,600,000
CONST COST:	\$183,600,000		Cat 2	\$18,736,000	\$4,684,000			\$23,420,000
CONST ENG:	\$8,226,000		Cat 12	\$44,000,000	\$11,000,000			\$55,000,000
CONTING:	\$14,904,000		Cat 12 (TTC)	\$81,264,000	\$20,316,000			\$101,580,000
IND COSTS:	\$0							
POT CHG ORD:	\$10,795,680							
BND FINANCING:	\$0							
TOTAL PROJECT COST:	\$226,345,680	TOTALS		\$146,880,000	\$36,720,000	\$0	\$0	\$183,600,000

REVISION

DRAFT

PHASE: C = CONSTRUCTION, E = ENGINEERING, R = ROW, T = TRANSFER

* FUNDING NOT FIXED

Hidalgo County Area - RGV MPO
 FY 2021-2024 Transportation Improvement Program
 Pharr District Projects
 FY 2024

DISTRICT	COUNTY	CSJ	HWY	PHASE	CITY	PROJECT SPONSOR	YOE COST	
Pharr	Hidalgo	1803-01-092	FM 1925	C	McAllen	TxDOT	\$9,125,000	
LIMITS FROM:		10th Street		REVISION DATE:		8_2021		
LIMITS TO:		McColl Rd		MPO PROJ NUMBER:		HC-290		
PROJECT		Widen from 2 to 6 lane with raised median		FUNDING CAT(S):		1,2		
DESCRIPTION:		PROJECT HISTORY:						
REMARKS		ADMIN - Funding Corrected as per TXDOT Connect						
P7:								
TOTAL PROJECT COST INFORMATION				AUTHORIZED FUNDING BY CATEGORY/SHARE				
PRELIM ENG:	\$447,125	COST OF APPROVED PHASES:	CAT 1	FEDERAL	STATE	LOCAL	LC	TOTAL
ROW PURCHASE:	\$0		Cat 2	\$708,000	\$177,000			\$885,000
CONST COST:	\$9,125,000			\$6,592,000	\$1,648,000			\$8,240,000
CONST ENG:	\$452,600							
CONTING:	\$181,588							
IND COSTS:	\$0							
POT CHG ORD:	\$341,275							
BND FINANCING:	\$0							
TOTAL PROJECT COST:	\$10,547,588	TOTALS		\$7,300,000	\$1,825,000	\$0	\$0	\$9,125,000
PHARR	HIDALGO	1803-02-035	FM 1925	C	COUNTY	TXDOT	\$10,000,000	
LIMITS FROM:		FM 907 (ALAMO RD)		REVISION DATE:		8_2021		
LIMITS TO:		SHARP RD		MPO PROJ NUMBER:		HC-12aa		
PROJECT		WIDEN FROM 2 TO 4 LANE DIVIDED		FUNDING CAT(S):		2U		
DESCRIPTION:		PROJECT HISTORY:						
REMARKS								
P7:								
TOTAL PROJECT COST INFORMATION				AUTHORIZED FUNDING BY CATEGORY/SHARE				
PRELIM ENG:	\$414,540	COST OF APPROVED PHASES:	CAT 2	FEDERAL	STATE	LOCAL	LC	TOTAL
ROW PURCHASE:	\$0			\$8,000,000	\$2,000,000			\$10,000,000
CONST COST:	\$10,000,000							
CONST ENG:	\$419,616							
CONTING:	\$168,354							
IND COSTS:	\$0							
POT CHG ORD:	\$374,000							
BND FINANCING:	\$0							
TOTAL PROJECT COST:	\$11,376,510	TOTALS		\$8,000,000	\$2,000,000	\$0	\$0	\$10,000,000
PHARR	HIDALGO	0921-02-479	Pharr-Reynosa International Bridge Expansion	C, E	PHARR	PHARR	\$27,936,000	
LIMITS FROM:		At Pharr International Bridge		REVISION DATE:		8_2021		
LIMITS TO:				MPO PROJ NUMBER:		HC-12bb		
PROJECT		Construct Twin Span Bridge		FUNDING CAT(S):		7, 3LC		
DESCRIPTION:		PROJECT HISTORY:						
REMARKS								
P7:								
TOTAL PROJECT COST INFORMATION				AUTHORIZED FUNDING BY CATEGORY/SHARE				
PRELIM ENG:	\$1,176,000	COST OF APPROVED PHASES:	CAT 7	FEDERAL	STATE	LOCAL	LC	TOTAL
ROW PURCHASE:	\$0		3LC	\$1,600,000		\$400,000		\$2,000,000
CONST COST:	\$24,000,000						\$25,936,000	\$25,936,000
CONST ENG:	\$1,080,000							
CONTING:	\$1,680,000							
IND COSTS:	\$760,867							
POT CHG ORD:	\$1,756,800							
BND FINANCING:	\$0							
TOTAL PROJECT COST:	\$30,453,667	TOTALS		\$1,600,000	\$0	\$400,000	\$25,936,000	\$27,936,000

PHASE: C = CONSTRUCTION, E = ENGINEERING, R = ROW, T = TRANSFER
 * FUNDING NOT FIXED

Hidalgo County Area - RGV MPO
 FY 2021-2024 Transportation Improvement Program
 Pharr District Projects
 FY 2024

DISTRICT	COUNTY	CSJ	HWY	PHASE	CITY	PROJECT SPONSOR	YOE COST	
PHARR	HIDALGO	0921-02-363	CS	C	PHARR	PHARR	\$6,300,000	
LIMITS FROM:		On I Rd. from .4 Mi. South of Rancho Blanco Rd.				REVISION DATE:	8_2021	
LIMITS TO:		Dicker Rd.				MPO PROJ NUMBER:	HC-12ac	
PROJECT DESCRIPTION:		Widen from 2 to 4 lane				FUNDING CAT(S):	7	
REMARKS P7:		E= Preliminary Engineering		PROJECT HISTORY: REVISION - Construction Funding Added, Limits, PE & CE Revised				
TOTAL PROJECT COST INFORMATION				AUTHORIZED FUNDING BY CATEGORY/SHARE				
PRELIM ENG:	\$308,700	COST OF APPROVED PHASES:	CAT 7	FEDERAL	STATE	LOCAL	LC	TOTAL
ROW PURCHASE:				\$5,040,000		\$1,260,000		\$6,300,000
CONST COST:	\$6,300,000							
CONST ENG:	\$693,000			\$6,300,000	REVISION			
CONTING:	\$760,408							
IND COSTS:	\$725,312							
BND FINANCING:	\$0							
TOTAL PROJECT COST:	\$8,787,420		TOTALS	\$5,040,000	\$0	\$1,260,000	\$0	\$6,300,000
PHARR	HIDALGO	0921-02-435	CS	R	PHARR	PHARR	\$455,000	
LIMITS FROM:		On Las Milpas from Cage Rd.				REVISION DATE:	8_2021	
LIMITS TO:		I Rd.				MPO PROJ NUMBER:	HC-378	
PROJECT DESCRIPTION:		Widen from 2 to 4 lane curb & gutter				FUNDING CAT(S):	7	
REMARKS P7:		PROJECT HISTORY: REVISION - Added Project Phase						
TOTAL PROJECT COST INFORMATION				AUTHORIZED FUNDING BY CATEGORY/SHARE				
PRELIM ENG:	\$275,625	COST OF APPROVED PHASES:	CAT 7	FEDERAL	STATE	LOCAL	LC	TOTAL
ROW PURCHASE:	\$455,000			\$364,000		\$91,000		\$455,000
CONST COST:	\$5,625,000							
CONST ENG:	\$618,750			\$455,000	REVISION			
CONTING:								
IND COSTS:								
BND FINANCING:	\$0							
TOTAL PROJECT COST:	\$6,974,375		TOTALS	\$364,000	\$0	\$91,000	\$0	\$455,000
PHARR	HIDALGO	0921-02-434	CS	R	PHARR	PHARR	\$792,000	
LIMITS FROM:		On Las Milpas Rd. from Jackson Rd.				REVISION DATE:	8_2021	
LIMITS TO:		Cage Rd.				MPO PROJ NUMBER:	HC-377	
PROJECT DESCRIPTION:		Widen from 2 to 4 lane curb & gutter				FUNDING CAT(S):	7	
REMARKS P7:		PROJECT HISTORY: REVISION - Added Project Phase						
TOTAL PROJECT COST INFORMATION				AUTHORIZED FUNDING BY CATEGORY/SHARE				
PRELIM ENG:	\$275,625	COST OF APPROVED PHASES:	CAT 7	FEDERAL	STATE	LOCAL	LC	TOTAL
ROW PURCHASE:	\$792,000			\$633,600		\$158,400		\$792,000
CONST COST:	\$5,625,000							
CONST ENG:	\$618,750			\$792,000	REVISION			
CONTING:								
IND COSTS:								
BND FINANCING:	\$0							
TOTAL PROJECT COST:	\$7,311,375		TOTALS	\$633,600	\$0	\$158,400	\$0	\$792,000

PHASE: C = CONSTRUCTION, E = ENGINEERING, R = ROW, T = TRANSFER
 * FUNDING NOT FIXED

Hidalgo County Area - RGV MPO
 FY 2021-2024 Transportation Improvement Program
 Pharr District Projects
 FY 2024

DISTRICT	COUNTY	CSJ	HWY	PHASE	CITY	PROJECT SPONSOR	YOE COST	
PHARR	HIDALGO	0921-02-436	CS	E	PHARR	PHARR	\$330,482	
LIMITS FROM:		On Moore Rd. from Jackson Rd.				REVISION DATE:		8_2021
LIMITS TO:		Cage Rd.				MPO PROJ NUMBER:		HC-379
PROJECT DESCRIPTION:		Widen to 4 lanes, curb & gutter w/ center left turn lane				FUNDING CAT(S):		3LC
REMARKS P7:		E= Preliminary Engineering				PROJECT HISTORY:		REVISION - Added Project Phase

TOTAL PROJECT COST INFORMATION			AUTHORIZED FUNDING BY CATEGORY/SHARE				
		COST OF APPROVED PHASES:	FEDERAL	STATE	LOCAL	LC	TOTAL
PRELIM ENG:	\$330,482						
ROW PURCHASE:	\$605,000		CAT 3 LC				\$330,482
CONST COST:	\$6,744,537						
CONST ENG:	\$741,899	\$330,482					
CONTING:							
IND COSTS:							
BND FINANCING:	\$0						
TOTAL PROJECT COST:	\$8,421,918		TOTALS	\$0	\$0	\$0	\$330,482

REVISION

DISTRICT	COUNTY	CSJ	HWY	PHASE	CITY	PROJECT SPONSOR	YOE COST	
PHARR	HIDALGO	0864-01-068	FM 494	C	McAllen	TXDOT	\$13,942,343	
LIMITS FROM:		SH 107				REVISION DATE:		8_2021
LIMITS TO:		FM 676 (Mile 5)				MPO PROJ NUMBER:		HC-292a
PROJECT DESCRIPTION:		Widen from 2 to 4 lanes				FUNDING CAT(S):		11,2U
REMARKS P7:		E= Preliminary Engineering				PROJECT HISTORY:		ADMIN - Corrected Funding as per TXDOT Connect

TOTAL PROJECT COST INFORMATION			AUTHORIZED FUNDING BY CATEGORY/SHARE				
		COST OF APPROVED PHASES:	FEDERAL	STATE	LOCAL	LC	TOTAL
PRELIM ENG:	\$683,175						
ROW PURCHASE:			2U				\$8,657,966
CONST COST:	\$13,942,343		11				\$5,284,377
CONST ENG:	\$691,540	\$13,942,343					
CONTING:	\$277,453						
IND COSTS:							
POT. CHG ORDER:	\$386,984						
TOTAL PROJECT COST:	\$15,981,495		TOTALS	\$11,153,875	\$2,788,468	\$0	\$0

ADMIN

DISTRICT	COUNTY	CSJ	HWY	PHASE	CITY	PROJECT SPONSOR	YOE COST	
PHARR	HIDALGO	0921-02-437	CS	E	PHARR	PHARR	\$330,482	
LIMITS FROM:		On Moore Rd. from Cage Rd.				REVISION DATE:		8_2021
LIMITS TO:		I Rd.				MPO PROJ NUMBER:		HC-380
PROJECT DESCRIPTION:		Widen to 4 lanes, curb & gutter w/ center left turn lane				FUNDING CAT(S):		3LC
REMARKS P7:		E= Preliminary Engineering				PROJECT HISTORY:		REVISION - Added Project Phase

TOTAL PROJECT COST INFORMATION			AUTHORIZED FUNDING BY CATEGORY/SHARE				
		COST OF APPROVED PHASES:	FEDERAL	STATE	LOCAL	LC	TOTAL
PRELIM ENG:	\$330,482						
ROW PURCHASE:	\$605,000		CAT 3 LC				\$330,482
CONST COST:	\$6,744,537						
CONST ENG:	\$741,899	\$330,482					
CONTING:							
IND COSTS:							
BND FINANCING:	\$0						
TOTAL PROJECT COST:	\$8,421,918		TOTALS	\$0	\$0	\$0	\$330,482

REVISION

PHASE: C = CONSTRUCTION, E = ENGINEERING, R = ROW, T = TRANSFER
 * FUNDING NOT FIXED

Hidalgo County Area - RGV MPO
FY 2021-2024 Transportation Improvement Program
Pharr District Projects
FY 2024

DISTRICT	COUNTY	CSJ	HWY	PHASE	CITY	PROJECT SPONSOR	YOE COST
----------	--------	-----	-----	-------	------	-----------------	----------

DRAFT

PHASE: C = CONSTRUCTION, E = ENGINEERING, R = ROW, T = TRANSFER

* FUNDING NOT FIXED

Project Phase	AFA Execution Year	Highway	From	To	MTP#	CSI #	Project Length (mi)	Project Description	Project Sponsor	Current Construction Cost Estimate	Letting Year Construction dollars	ROW cost (12% 2011 const cost)	Preliminary Engineering (4.9% 2011 const cost)	CE Cost (\$2 M 7.5%, \$2-\$10 M 5%, >\$10 M 4.5% of 2011 const cost)	Contingencies (\$2M 7%, \$2-\$25 M 6.5%, \$25-\$50 M 9%, >\$50 M 10% of 2010 const cost)	Total Project Cost	Year of Expenditure Dollars (YOE)	Cat 1	Cat 2	Cat 3 - TME	Cat 4 - Statewide Connectivity	Cat 7 Funding	Cat 8	Cat 9	CAT 10 CBI	CAT 10 Earmark	Cat 11	Rider 11	Cat 12	Other Funds (Local, Bond, etc)	TRENDS - Innovative Financing	TOTAL	
C.R		CS	On Owassa Rd, from HL-69 (US 281)	1 road	HC-156a	0921-02-358	1	Widen from 2 lanes to 4 Lane roadway	Pharr	\$ 4,500,000	\$ 4,500,000	\$ 1,000,000	\$ 220,500	\$ 225,000	\$ 292,500	\$ 6,238,000	\$ 5,500,000																\$ -
C.R		CS	On Arroyo Rd, from Cage Blvd	Veterans Blvd	HC-340	0921-02-400	1	Widen from 2 lanes to 5 lanes	Pharr	\$ 5,230,000	\$ 5,230,000	\$ 700,000	\$ 286,270	\$ 5,230,000	\$ 339,950	\$ 12,280,959																\$ -	
										\$ 7,311,203,830						\$ 9,987,036,690																	

DRAFT

Administrative Modifications & Revisions to 2021-2024 TIP & 2045 MTP

FYs 2021-2024 – TIP

FY 2021:

0921-06-291 – Morrison Rd. – Project PE phase Added from FY 2020 – Pending Functional Classification – Funded with Local \$

0921-06-252 – South Parallel Corridor – Scheduled to LET in 12/2021, Move to FY 2022

0865-01-108 – Veteran’s (SH 495) – Project Costs/Funding Corrected as per TXDOT Connect

0921-02-405 – Cesar Chavez – Limits & Project Description Corrected – No FPAA (ROW) – Move to FY 2022?

0921-02-399 – Cesar Chavez – Limits & Project Description Corrected – No FPAA (ROW) – Move to FY 2022?

0921-02-399 – Cesar Chavez (PE) – Limits & Project Description Corrected

1064-01-043 – FM 676 – CAT 7 Added to PE phase for ROW Cost in FY 2021

0921-02-394 – Donna International Bridge – Pending Possible Move to FY 2024 or Outer MTP Yrs.

0865-01-108 – Veteran’s (SH 495) – Project Costs/Funding Corrected as per TXDOT Connect

0921-02-405 – Cesar Chavez – Limits & Project Description Corrected

0921-02-360 – Mile 10 N. – No FPAA (ROW) – Move to FY 2022?

0921-02-395 – Inspiration Rd. – No FPAA (ROW) – Move to FY 2022?

0921-02-142 – IBTC – Pending Functional Classification – Funded with Local \$

0921-02-361 – Nolana Loop – Limits & Project Description Corrected

0921-02-403 – Eldora Rd. – Limits Corrected

FY 2022:

0921-06-293 – West Rail Trail – Project Costs/Limits Corrected on PE phase in FY 2022

0921-06-315 – East Loop - Project Costs and Funding Updated – Locally fund PE and Add ROW phase – Pending Functional Classification

0921-06-290 – Old Alice Rd. - Reallocate CAT 7 to (0684-01-068), replace w/ CAT 3 LC; Limits Corrected

0684-01-068 – SH 550 – Project Costs & Funding Revised

0921-02-142 – IBTC – (Construction) Pending Functional Classification – Funded with Local \$

FY 2023:

1064-01-043 – FM 676 - Project Costs & Funding Revised for Construction in FY 2023

0921-02-400 – Anaya Rd. – Remove Project phase from TIP and reallocate funding

FY 2024:

0921-06-315 – East Loop – Added Project phase (C) – Pending Functional Classification – Funded with Local \$

0921-02-358 – Owassa Rd. - Remove Project phase from TIP and reallocate funding

0921-02-433 – Pharr Bridge Agricultural Lab – Added Project phase to FY 2024 (C, E)

0921-02-363 – I Rd. – Construction Funding Added, Limits, PE, & CE Costs Revised

0921-02-435 – Las Milpas Rd. – Added Project phase (R)

0921-02-434 – Las Milpas Rd. – Added Project phase (R)

0921-02-436 – Moore Rd. West – Added Project phase (PE)

0921-02-437 – Moore Rd. East – Added Project phase (PE)

0864-01-068 – FM 494 – Corrected Funding as per TXDOT Connect

1064-01-043 – FM 676 – Project Costs & Funding Revised for CONST. in FY 2023

0921-02-341 – Dove St. – Remove Project from TIP

0921-06-293 – West Rail Trail - Added Construction phase

FYs 2025-2045 - MTP

FY 2025:

1427-01-037 – FM 1423 – Project was not funded, Local funds added for Construction & CE

0220-04-050 – US 281 – Funding Revised for Construction

FY 2026:

0921-06-313 – Veteran’s INTL Bridge at Los Tomates – Pending Trade Fair Approval, will Move to FY 2022

Pending CSJ – I Rd. (Dicker to Military HWY) – Added Project phase (C)

0921-02-435 – Las Milpas Rd. East - Move Construction phase from FY 2031-35 to 2026 – Funding Restructured

FY 2029:

0921-06-341 – West Blvd. – Project Removed

FY 2031-2035:

0921-02-434 – Las Milpas Rd. West – Funding Restructured (C)

0921-02-436 – Moore Rd. West - Funding Restructured (R, E, C)

0921-02-437 – Moore Rd. East - Funding Restructured (R, E, C)

*The following project phases are unfunded and have been moved into FY 2031-35:

0921-06-283 – Outer Parkway (C)

0921-02-353 – FM 1925 (C, R)

0865-01-115 – SH 495 (C)

0863-01-051 – FM 493 (La Blanca) (C)

3629-01-002 – SH 68 Ph. II (C, R)

3629-01-003 – SH 68 Ph. III (C)

3627-01-002 – SH 365 Ph. III (C, CE)

0621-01-112 – SH 336 (C)

1802-02-014 – FM 3461 (C)

*The following projects were moved to the Unfunded List:

0921-02-374 – Owassa Rd. (R)

0921-02-358 – Owassa Rd. (I-69 to I Rd.) (C, R)

0921-02-400 – Anaya Rd. (C, R)

FY 2021-2024 RGVMPO TRANSIT TRANSPORTATION IMPROVEMENT PROGRAM

FY 2021 TRANSIT PROJECT LISTING

BROWNSVILLE AREA - RGVMPO TRANSPORTATION IMPROVEMENT PROGRAM

PHARR DISTRICT

YOE = Year of Expenditure

<u>General Project Information</u>		<u>Funding Information (YOE)</u>	
Project Sponsor:	City of Brownsville	Federal Funding Category:	TIGER
MPO Project #	BMPO-TGR2	Federal (FTA) Funds:	\$ 3,140,141
		State Funds from TxDOT:	\$ -
Apportionment Year:	2017	Other Funds:	\$ 1,358,997
Project Phase:	Project 1: Improve Operations and Passenger Facility	Fiscal Year Cost:	\$ 4,499,138
Brief Project Description:	<p>Phase 1: Rehabilitation of transit maintenance facility. Local match to subsequent components of TIGER project. Completed 2017-1,800,000 *Part of Total Project. Phase 2: Site and Safety Improvements. TIGER: 3,140,141; Local: 1,358,997. Phase 3: New Passenger Facility-East Side Transfer Station. Funded via Category 9 Funds (Federal and Local). Improvements CSJ:# 0921-06-304, shown in this TIP document under Highway Improvements. *Part of Total Project. (Category 9: 407,486; Local: 405,376)</p>		
		Total Project Cost (YOE):	\$ 4,499,138
Sec 5309 ID Number:		Trans. Dev. Credits Requested:	
Amendment Date & Action:		Trans. Deve Credits Awarded (Date & Amount):	

<u>General Project Information</u>		<u>Funding Information (YOE)</u>	
Project Sponsor:	City of Brownsville	Federal Funding Category:	TIGER
MPO Project #	BMPO-TGR4	Federal (FTA) Funds:	\$ 539,859
		State Funds from TxDOT:	\$ -
Apportionment Year:	2017	Other Funds:	\$ 1,075,141
Project Phase:	Project 2: Improve Bus Stop Safety and Comfort	Fiscal Year Cost:	\$ 1,615,000
Brief Project Description:	Bus Stop Improvements - Improvements of approximately 54 bus stops. [Funding Breakdown TIGER: \$539,859; CDBG: \$350,000 = Total Federal: \$889,859// COB: \$326,131; Other: \$399,010 = Total/ Local: 725,141] *11 Bus stops completed in 2017 with Local Match.	Total Project Cost (YOE):	\$ 1,615,000
Sec 5309 ID Number:		Trans. Dev. Credits Requested:	\$ -
Amendment Date & Action:		Trans. Deve Credits Awarded (Date & Amount):	
<u>General Project Information</u>		<u>Funding Information (YOE)</u>	
Project Sponsor:	City of Brownsville	Federal Funding Category:	5307
MPO Project #	PHRBMPO112	Federal (FTA) Funds:	\$ 1,444,791
		State Funds from TxDOT:	
Apportionment Year:	2021	Other Funds:	\$ 1,444,791
Project Phase:		Fiscal Year Cost:	\$ 2,889,582
Brief Project Description:	Operating Assistance	Total Project Cost (YOE):	\$ 2,889,582
Sec 5309 ID Number:		Trans. Dev. Credits Requested:	
Amendment Date & Action:	Funding Revised - 8/2021	Trans. Deve Credits Awarded (Date & Amount):	

<u>General Project Information</u>		<u>Funding Information (YOE)</u>	
Project Sponsor:	City of Brownsville	Federal Funding Category:	5307
MPO Project #	PHRBMPO113	Federal (FTA) Funds:	\$ 979,520
		State Funds from TxDOT:	\$ -
Apportionment Year:	2021	Other Funds:	\$ 244,880
			ADMIN
Project Phase:		Fiscal Year Cost:	\$ 1,224,400
Brief Project Description:	Other Capital Program Items (PM)	Total Project Cost (YOE):	\$ 1,224,400
Sec 5309 ID Number:		Trans. Dev. Credits Requested:	
Amendment Date & Action:	Funding Revised - 8/2021	Trans. Deve Credits Awarded (Date & Amount):	

<u>General Project Information</u>		<u>Funding Information (YOE)</u>	
Project Sponsor:	City of Brownsville	Federal Funding Category:	5307
MPO Project #	PHRBMPO114	Federal (FTA) Funds:	\$ 39,996
		State Funds from TxDOT:	\$ -
Apportionment Year:	2021	Other Funds:	\$ 9,999
Project Phase:		Fiscal Year Cost:	\$ 49,995
			ADMIN
Brief Project Description:	Parking Garage	Total Project Cost (YOE):	\$ 49,995
Sec 5309 ID Number:		Trans. Dev. Credits Requested:	
Amendment Date & Action:	Revised Description & Funding - 8/2021	Trans. Deve Credits Awarded (Date & Amount):	

<u>General Project Information</u>		<u>Funding Information (YOE)</u>	
Project Sponsor:	City of Brownsville	Federal Funding Category:	5310
MPO Project #	PHRBMPO115	Federal (FTA) Funds:	\$ 164,030
		State Funds from TxDOT:	\$ -
Apportionment Year:	2021	Other Funds:	\$ 55,569
			ADMIN
Project Phase:		Fiscal Year Cost:	\$ 219,599
Brief Project Description:	Other Capital Program Items (PM)	Total Project Cost (YOE):	\$ 219,599
Sec 5309 ID Number:		Trans. Dev. Credits Requested:	
Amendment Date & Action:	Funding Revised - 8/2021	Trans. Deve Credits Awarded (Date & Amount):	

<u>General Project Information</u>		<u>Funding Information (YOE)</u>	
Project Sponsor:	City of Brownsville	Federal Funding Category:	5339
MPO Project #	PHRBMPO116	Federal (FTA) Funds:	\$ 264,312
		State Funds from TxDOT:	\$ -
Apportionment Year:	2021	Other Funds:	\$ 66,078
Project Phase:		Fiscal Year Cost:	\$ 330,390
Brief Project Description:	Capital for Bus Equipment (Mobile Fare Collection Equipment) Purchase replacement bus(es), Bus Facilities, Stations/Terminals and Accessory/Misc. Equipment		
		Total Project Cost (YOE):	\$ 330,390
Sec 5309 ID Number:		Trans. Dev. Credits Requested:	
Amendment Date & Action:	Funding Revised - 8/2021	Trans. Deve Credits Awarded (Date & Amount):	

<u>General Project Information</u>		<u>Funding Information (YOE)</u>	
Project Sponsor:	City of Brownsville	Federal Funding Category:	5307
MPO Project #	PHRBMPO135	Federal (FTA) Funds:	\$ 83,664
		State Funds from TxDOT:	\$ -
Apportionment Year:	2021	Other Funds:	\$ 20,916
Project Phase:		Fiscal Year Cost:	\$ 104,580
Brief Project Description:	Capital (Ride Systems Application)	Total Project Cost (YOE):	\$ 104,580
Sec 5309 ID Number:		Trans. Dev. Credits Requested:	
Amendment Date & Action:	New Project 8/2021	Trans. Deve Credits Awarded (Date & Amount):	

<u>General Project Information</u>		<u>Funding Information (YOE)</u>	
Project Sponsor:	City of Brownsville	Federal Funding Category:	5307
MPO Project #	PHRBMPO136	Federal (FTA) Funds:	\$ 24,488
		State Funds from TxDOT:	\$ -
Apportionment Year:	2021	Other Funds:	\$ 6,122
Project Phase:		Fiscal Year Cost:	\$ 30,610
Brief Project Description:	Capital (PL)	Total Project Cost (YOE):	\$ 30,610
Sec 5309 ID Number:		Trans. Dev. Credits Requested:	
Amendment Date & Action:	New Project 8/2021	Trans. Deve Credits Awarded (Date & Amount):	

* **BMPO-TGR2 & BMPO-TGR4** project listings are being rolled over/shifted from previous **FY 2019-2022 TIP** since these projects have not yet been executed. These projects are planned to be executed in **FY 2021**.

Federal Share (5307)	\$	2,572,459
Local Share (5307)	\$	1,726,708
State Share	\$	-
Total Cost	\$	4,299,167

Federal JARC		
Local JARC		
Federal New Freedom		
Local New Freedom		
Federal Share 5310	\$	164,030
Local Share 5310	\$	55,569
Federal Share 5339	\$	264,312
Local Share 5339	\$	66,078
Federal Share 5311		
Local Share 5311		
Federal Share TIGER	\$	3,680,000
Local Share TIGER	\$	2,434,138
Total	\$	10,963,294

Development Credits

DRAFT

FY 2022 TRANSIT PROJECT LISTING

BROWNSVILLE AREA - RGVMP0 TRANSPORTATION IMPROVEMENT PROGRAM

PHARR DISTRICT

YOE = Year of Expenditure

<u>General Project Information</u>		<u>Funding Information (YOE)</u>	
Project Sponsor:	City of Brownsville	Federal Funding Category:	5307
MPO Project #	PHRBMPO118	Federal (FTA) Funds:	\$ 1,569,180
		State Funds from TxDOT:	\$ 563,392
Apportionment Year:	2022	Other Funds:	\$ 1,005,788
Project Phase:		Fiscal Year Cost:	\$ 3,138,360
Brief Project Description:	Operating Assistance	Total Project Cost (YOE):	\$ 3,138,360
Sec 5309 ID Number:		Trans. Dev. Credits Requested:	
Amendment Date & Action:		Trans. Deve Credits Awarded (Date & Amount):	

<u>General Project Information</u>		<u>Funding Information (YOE)</u>	
Project Sponsor:	City of Brownsville	Federal Funding Category:	5307
MPO Project #	PHRBMPO119	Federal (FTA) Funds:	\$ 1,090,716
		State Funds from TxDOT:	\$ -
Apportionment Year:	2022	Other Funds:	\$ 272,679
Project Phase:		Fiscal Year Cost:	\$ 1,363,395
Brief Project Description:	Other Capital Program Items (PM)	Total Project Cost (YOE):	\$ 1,363,395
Sec 5309 ID Number:		Trans. Dev. Credits Requested:	
Amendment Date & Action:		Trans. Deve Credits Awarded (Date & Amount):	

<u>General Project Information</u>		<u>Funding Information (YOE)</u>	
Project Sponsor:	City of Brownsville	Federal Funding Category:	5307
MPO Project #	PHRBMPO120	Federal (FTA) Funds:	\$ 26,596
		State Funds from TxDOT:	\$ -
Apportionment Year:	2022	Other Funds:	\$ 6,649
Project Phase:		Fiscal Year Cost:	\$ 33,245
Brief Project Description:	Planning Assistance-Short Range/Travel	Total Project Cost (YOE):	\$ 33,245
Sec 5309 ID Number:		Trans. Dev. Credits Requested:	
Amendment Date & Action:		Trans. Deve Credits Awarded (Date & Amount):	

<u>General Project Information</u>		<u>Funding Information (YOE)</u>	
Project Sponsor:	City of Brownsville	Federal Funding Category:	5310
MPO Project #	PHRBMPO121	Federal (FTA) Funds:	\$ 166,311
		State Funds from TxDOT:	\$ -
Apportionment Year:	2022	Other Funds:	\$ 41,579
Project Phase:		Fiscal Year Cost:	\$ 207,890
Brief Project Description:	Other Capital Program Items (PM)	Total Project Cost (YOE):	\$ 207,890
Sec 5309 ID Number:		Trans. Dev. Credits Requested:	
Amendment Date & Action:		Trans. Deve Credits Awarded (Date & Amount):	

<u>General Project Information</u>		<u>Funding Information (YOE)</u>	
Project Sponsor:	City of Brownsville	Federal Funding Category:	5339
MPO Project #	PHRBMPO122	Federal (FTA) Funds:	\$ 303,718
		State Funds from TxDOT:	\$ -
Apportionment Year:	2022	Other Funds:	\$ 53,597
Project Phase:		Fiscal Year Cost:	\$ 357,315
Brief Project Description:	Capital for Bus Equipment (Mobile Fare Collection Equipment) Purchase replacement bus(es), Bus Facilities, Stations/Terminals and Accessory/Misc. Equipment	Total Project Cost (YOE):	\$ 357,315
Sec 5309 ID Number:		Trans. Dev. Credits Requested:	
Amendment Date & Action:		Trans. Deve Credits Awarded (Date & Amount):	

Federal Share (5307)	\$	2,686,492
Local Share (5307)	\$	1,285,116
State Share	\$	563,392
Total Cost	\$	<u>4,535,000</u>

Federal JARC		
Local JARC		
Federal New Freedom		
Local New Freedom		
Federal Share 5310	\$	166,311
Local Share 5310	\$	41,579
Federal Share 5339	\$	303,718
Local Share 5339	\$	53,597
Federal Share 5311		
Local Share 5311		
Federal Share TIGER		
Local Share TIGER		
Total	\$	<u>5,100,205</u>
Development Credits		

DRAFT

FY 2023 TRANSIT PROJECT LISTING

BROWNSVILLE AREA - RGVMPPO TRANSPORTATION IMPROVEMENT PROGRAM

PHARR DISTRICT

YOE = Year of Expenditure

<u>General Project Information</u>		<u>Funding Information (YOE)</u>	
Project Sponsor:	City of Brownsville	Federal Funding Category:	5307
MPO Project #	PHRBMPO125	Federal (FTA) Funds:	\$ 1,569,180
		State Funds from TxDOT:	\$ 563,392
Apportionment Year:	2023	Other Funds:	\$ 1,005,788
Project Phase:		Fiscal Year Cost:	\$ 3,138,360
Brief Project Description:	Operating Assistance	Total Project Cost (YOE):	\$ 3,138,360
Sec 5309 ID Number:		Trans. Dev. Credits Requested:	
Amendment Date & Action:		Trans. Deve Credits Awarded (Date & Amount):	

<u>General Project Information</u>		<u>Funding Information (YOE)</u>	
Project Sponsor:	City of Brownsville	Federal Funding Category:	5307
MPO Project #	PHRBMPO126	Federal (FTA) Funds:	\$ 1,090,716
		State Funds from TxDOT:	\$ -
Apportionment Year:	2023	Other Funds:	\$ 272,679
Project Phase:		Fiscal Year Cost:	\$ 1,363,395
Brief Project Description:	Other Capital Program Items (PM)	Total Project Cost (YOE):	\$ 1,363,395
Sec 5309 ID Number:		Trans. Dev. Credits Requested:	
Amendment Date & Action:		Trans. Deve Credits Awarded (Date & Amount):	

<u>General Project Information</u>		<u>Funding Information (YOE)</u>	
Project Sponsor:	City of Brownsville	Federal Funding Category:	5307
MPO Project #	PHRBMPO127	Federal (FTA) Funds:	\$ 26,596
		State Funds from TxDOT:	\$ -
Apportionment Year:	2023	Other Funds:	\$ 6,649
Project Phase:		Fiscal Year Cost:	\$ 33,245
Brief Project Description:	Planning Assistance-Short Range/Travel	Total Project Cost (YOE):	\$ 33,245
Sec 5309 ID Number:		Trans. Dev. Credits Requested:	
Amendment Date & Action:		Trans. Deve Credits Awarded (Date & Amount):	

<u>General Project Information</u>		<u>Funding Information (YOE)</u>	
Project Sponsor:	City of Brownsville	Federal Funding Category:	5310
MPO Project #	PHRBMPO128	Federal (FTA) Funds:	\$ 166,311
		State Funds from TxDOT:	\$ -
Apportionment Year:	2023	Other Funds:	\$ 41,579
Project Phase:		Fiscal Year Cost:	\$ 207,890
Brief Project Description:	Other Capital Program Items (PM)	Total Project Cost (YOE):	\$ 207,890
Sec 5309 ID Number:		Trans. Dev. Credits Requested:	
Amendment Date & Action:		Trans. Deve Credits Awarded (Date & Amount):	

<u>General Project Information</u>		<u>Funding Information (YOE)</u>	
Project Sponsor:	City of Brownsville	Federal Funding Category:	5339
MPO Project #	PHRBMPO129	Federal (FTA) Funds:	\$ 303,718
		State Funds from TxDOT:	\$ -
Apportionment Year:	2023	Other Funds:	\$ 53,597
Project Phase:		Fiscal Year Cost:	\$ 357,315
Brief Project Description:	Capital for Bus Equipment (Mobile Fare Collection Equipment), Purchase replacement bus(es), Bus Facilities, Stations/Terminals and Accessory/Misc. Equipment	Total Project Cost (YOE):	\$ 357,315
Sec 5309 ID Number:		Trans. Dev. Credits Requested:	
Amendment Date & Action:		Trans. Deve Credits Awarded (Date & Amount):	

Federal Share (5307)	\$	2,686,492
Local Share (5307)	\$	1,285,116
State Share	\$	563,392
Total Cost	\$	<u>4,535,000</u>

Federal JARC		
Local JARC		
Federal New Freedom		
Local New Freedom		
Federal Share 5310	\$	166,311
Local Share 5310	\$	41,579
Federal Share 5339	\$	303,718
Local Share 5339	\$	53,597
Federal Share 5311		
Local Share 5311		
Federal Share TIGER		
Local Share TIGER		
Total	\$	<u>5,100,205</u>
Development Credits		

DRAFT

FY 2024 TRANSIT PROJECT LISTING

BROWNSVILLE AREA - RGVMP0 TRANSPORTATION IMPROVEMENT PROGRAM

PHARR DISTRICT

YOE = Year of Expenditure

<u>General Project Information</u>		<u>Funding Information (YOE)</u>	
Project Sponsor:	City of Brownsville	Federal Funding Category:	5307
MPO Project #	PHRBMPO130	Federal (FTA) Funds:	\$ 1,569,180
		State Funds from TxDOT:	\$ 563,392
Apportionment Year:	2024	Other Funds:	\$ 1,005,788
Project Phase:		Fiscal Year Cost:	\$ 3,138,360
Brief Project Description:	Operating Assistance	Total Project Cost (YOE):	\$ 3,138,360
Sec 5309 ID Number:		Trans. Dev. Credits Requested:	
Amendment Date & Action:		Trans. Deve Credits Awarded (Date & Amount):	

<u>General Project Information</u>		<u>Funding Information (YOE)</u>	
Project Sponsor:	City of Brownsville	Federal Funding Category:	5307
MPO Project #	PHRBMPO131	Federal (FTA) Funds:	\$ 1,090,716
		State Funds from TxDOT:	\$ -
Apportionment Year:	2024	Other Funds:	\$ 272,679
Project Phase:		Fiscal Year Cost:	\$ 1,363,395
Brief Project Description:	Other Capital Program Items (PM)	Total Project Cost (YOE):	\$ 1,363,395
Sec 5309 ID Number:		Trans. Dev. Credits Requested:	
Amendment Date & Action:		Trans. Deve Credits Awarded (Date & Amount):	

<u>General Project Information</u>		<u>Funding Information (YOE)</u>	
Project Sponsor:	City of Brownsville	Federal Funding Category:	5307
MPO Project #	PHRBMPO132	Federal (FTA) Funds:	\$ 26,596
		State Funds from TxDOT:	\$ -
Apportionment Year:	2024	Other Funds:	\$ 6,649
Project Phase:		Fiscal Year Cost:	\$ 33,245
Brief Project Description:	Planning Assistance-Short Range/Travel	Total Project Cost (YOE):	\$ 33,245
Sec 5309 ID Number:		Trans. Dev. Credits Requested:	
Amendment Date & Action:		Trans. Deve Credits Awarded (Date & Amount):	

<u>General Project Information</u>		<u>Funding Information (YOE)</u>	
Project Sponsor:	City of Brownsville	Federal Funding Category:	5310
MPO Project #	PHRBMPO133	Federal (FTA) Funds:	\$ 166,311
		State Funds from TxDOT:	\$ -
Apportionment Year:	2024	Other Funds:	\$ 41,579
Project Phase:		Fiscal Year Cost:	\$ 207,890
Brief Project Description:	Other Capital Program Items (PM)	Total Project Cost (YOE):	\$ 207,890
Sec 5309 ID Number:		Trans. Dev. Credits Requested:	
Amendment Date & Action:		Trans. Deve Credits Awarded (Date & Amount):	

<u>General Project Information</u>		<u>Funding Information (YOE)</u>	
Project Sponsor:	City of Brownsville	Federal Funding Category:	5339
MPO Project #	PHRBMPO134	Federal (FTA) Funds:	\$ 303,718
		State Funds from TxDOT:	\$ -
Apportionment Year:	2024	Other Funds:	\$ 53,597
Project Phase:		Fiscal Year Cost:	\$ 357,315
Brief Project Description:	Capital for Bus Equipment (Mobile Fare Collection Equipment), Purchase replacement bus(es), Bus Facilities, Stations/Terminals and Accessory/Misc. Equipment	Total Project Cost (YOE):	\$ 357,315
Sec 5309 ID Number:		Trans. Dev. Credits Requested:	
Amendment Date & Action:		Trans. Deve Credits Awarded (Date & Amount):	

Federal Share (5307)	\$	2,686,492
Local Share (5307)	\$	1,285,116
State Share	\$	563,392
Total Cost	\$	<u>4,535,000</u>

Federal JARC		
Local JARC		
Federal New Freedom		
Local New Freedom		
Federal Share 5310	\$	166,311
Local Share 5310	\$	41,579
Federal Share 5339	\$	303,718
Local Share 5339	\$	53,597
Federal Share 5311		
Local Share 5311		
Federal Share TIGER		
Local Share TIGER		
Total	\$	<u>5,100,205</u>
Development Credits		

DRAFT

Transit Financial Summary
Brownsville Area - RGVMP
FY 2021 - 2024 Transportation Improvement Program

All Figures in Year of Expenditure (YOE) Dollars

Current as of June 2021

Transit Program	FY 2021			FY 2022			FY 2023		
	Federal	State/Other	Total	Federal	State/Other	Total	Federal	State/Other	Total
1 Sec. 5307 - Urbanized Formula >200K	2,572,459	1,726,708	4,299,167	2,686,492	1,848,508	4,535,000	2,686,492	1,848,508	4,535,000
2 Sec. 5307 - Urbanized Formula <200K									
3 Sec. 5309 - Discretionary	0	0	0	0	0	0	0	0	0
4 Sec. 5310 - Elderly & Individuals w/Disabilities	164,030	55,569	219,599	166,311	41,579	207,890	166,311	41,579	207,890
5 Sec. 5311 - Nonurbanized Formula	0	0	0	0	0	0	0	0	0
6 Sec. 5316 - JARC >200K	0	0	0	0	0	0	0	0	0
7 Sec. 5316 - JARC <200K	0	0	0	0	0	0	0	0	0
8 Sec. 5316 - JARC Nonurbanized	0	0	0	0	0	0	0	0	0
9 Sec. 5317 - New Freedom >200K	0	0	0	0	0	0	0	0	0
10 Sec. 5317 - New Freedom <200K	0	0	0	0	0	0	0	0	0
11 Sec. 5317 - New Freedom Nonurbanized	0	0	0	0	0	0	0	0	0
12 Sec. 5339 - Bus & Bus Facilities	264,312.00	66,078.00	330,390.00	303,718.00	53,597.00	357,315.00	303,718.00	53,597.00	357,315.00
13 Other FTA - 5311 (f)	0.00	0	0	0	0	0	0	0	0
14 Regionally Significant or Other	3,680,000	2,434,138	6,114,138	0	0	0	0	0	0
Total Funds	\$6,680,801	\$4,282,493	\$10,963,294	\$3,156,521	\$1,943,684	\$5,100,205	\$3,156,521	\$1,943,684	\$5,100,205
Transportation Development Credits									
Requested									
Awarded			\$0			\$0			\$0

All Figures in Year of Expenditure (YOE) Dollars

Transit Program	FY 2024			Total		
	Federal	State/Other	Total	Federal	State/Other	Total
1 Sec. 5307 - Urbanized Formula >200K	2,686,492	1,848,508	4,535,000	10,631,935	7,272,232	17,904,167
2 Sec. 5307 - Urbanized Formula <200K						
3 Sec. 5309 - Discretionary	0	0	0	0	0	0
4 Sec. 5310 - Elderly & Individuals w/Disabilities	166,311	41,579	207,890	662,963	180,306	843,269
5 Sec. 5311 - Nonurbanized Formula	0	0	0	0	0	0
6 Sec. 5316 - JARC >200K	0	0	0	0	0	0
7 Sec. 5316 - JARC <200K	0	0	0	0	0	0
8 Sec. 5316 - JARC Nonurbanized	0	0	0	0	0	0
9 Sec. 5317 - New Freedom >200K	0	0	0	0	0	0
10 Sec. 5317 - New Freedom <200K	0	0	0	0	0	0
11 Sec. 5317 - New Freedom Nonurbanized	0	0	0	0	0	0
12 Sec. 5339 - Bus & Bus Facilities	303,718.00	53,597.00	357,315.00	\$ 1,175,466.00	226,869	1,402,335
13 Other FTA - 5311 (f)	0	0	0	0	0	0
14 Regionally Significant or Other	0	0	0	3,680,000	2,434,138	6,114,138
Total Funds	\$3,156,521	\$1,943,684	\$5,100,205	\$16,150,364	\$10,113,545	\$26,263,909
Transportation Development Credits						
Requested						\$0
Awarded			\$0			\$0

FY 2021 TRANSIT PROJECT LISTING

HARLINGEN-SAN BENITO AREA - RGVMP TRANSPORTATION IMPROVEMENT PROGRAM

PHARR DISTRICT

YOE = Year of Expenditure

<u>General Project Information</u>		<u>Funding Information (YOE)</u>	
Project Sponsor:	LRGVDC	Federal Funding Category:	5307
MPO Project #	HSB-2021-001	Federal (FTA) Funds:	\$ 1,000,000
		State Funds from TxDOT:	\$ -
Apportionment Year:	2021	Other Funds:	\$ 1,000,000
Project Phase:		Fiscal Year Cost:	\$ 2,000,000
Brief Project Description:	Operations - Harlingen Urbanized Area	Total Project Cost (YOE):	\$ 2,000,000
Sec 5309 ID Number:		Trans. Dev. Credits Requested:	
Amendment Date & Action:		Trans. Deve Credits Awarded (Date & Amount):	

<u>General Project Information</u>		<u>Funding Information (YOE)</u>	
Project Sponsor:	LRGVDC	Federal Funding Category:	5307
MPO Project #	HSB-2021-002	Federal (FTA) Funds:	\$ 280,283
		State Funds from TxDOT:	\$ -
Apportionment Year:	2021	Other Funds:	\$ 56,057
Project Phase:		Fiscal Year Cost:	\$ 336,340
Brief Project Description:	Preventive Maintenance	Total Project Cost (YOE):	\$ 336,340
Sec 5309 ID Number:		Trans. Dev. Credits Requested:	\$ -
Amendment Date & Action:		Trans. Deve Credits Awarded (Date & Amount):	

<u>General Project Information</u>		<u>Funding Information (YOE)</u>	
Project Sponsor:	LRGVDC	Federal Funding Category:	5307
MPO Project #	HSB-2021-003	Federal (FTA) Funds:	\$ 607,452
		State Funds from TxDOT:	\$ -
Apportionment Year:	2021	Other Funds:	\$ -
Project Phase:		Fiscal Year Cost:	\$ 607,452
Brief Project Description:	Capital Involvement Plan (Fleet & Bus Stops)	Total Project Cost (YOE):	\$ 607,452
Sec 5309 ID Number:		Trans. Dev. Credits Requested:	\$ 121,490
Amendment Date & Action:		Trans. Deve Credits Awarded (Date & Amount):	

<u>General Project Information</u>		<u>Funding Information (YOE)</u>	
Project Sponsor:	LRGVDC	Federal Funding Category:	5307
MPO Project #	HSB-2021-004	Federal (FTA) Funds:	\$ 300,000
		State Funds from TxDOT:	\$ -
Apportionment Year:	2020 (\$80,000) 2021 (\$220,000)	Other Funds:	\$ 132,000
Project Phase:		Fiscal Year Cost:	\$ 432,000
Brief Project Description:	San Benito Sidewalk Project	Total Project Cost (YOE):	\$ 432,000
Sec 5309 ID Number:		Trans. Dev. Credits Requested:	\$ -
Amendment Date & Action:		Trans. Deve Credits Awarded (Date & Amount):	

Federal Share (5307)	\$	2,187,735
Local Share (5307)	\$	1,188,057
State Share		
Total Cost	\$	3,375,792

Federal JARC		
Local JARC		
Federal New Freedom		
Local New Freedom		
Federal Share 5310		
Local Share 5310		
Federal Share 5339		
Local Share 5339		
Total	\$	3,375,792

Development credits \$ 121,490

FY 2022 TRANSIT PROJECT LISTING

HARLINGEN-SAN BENITO AREA - RGVMP TRANSPORTATION IMPROVEMENT PROGRAM

PHARR DISTRICT

YOE = Year of Expenditure

<u>General Project Information</u>		<u>Funding Information (YOE)</u>	
Project Sponsor:	LRGVDC	Federal Funding Category:	5307
MPO Project #	HSB-2022-001	Federal (FTA) Funds:	\$ 1,245,787
		State Funds from TxDOT:	\$ -
Apportionment Year:	2022	Other Funds:	\$ 1,245,787
Project Phase:		Fiscal Year Cost:	\$ 2,491,574
Brief Project Description:	Operations - Harlingen Urbanized Area	Total Project Cost (YOE):	\$ 2,491,574
Sec 5309 ID Number:		Trans. Dev. Credits Requested:	
Amendment Date & Action:		Trans. Deve Credits Awarded (Date & Amount):	

<u>General Project Information</u>		<u>Funding Information (YOE)</u>	
Project Sponsor:	LRGVDC	Federal Funding Category:	5307
MPO Project #	HSB-2022-002	Federal (FTA) Funds:	\$ 200,000
		State Funds from TxDOT:	\$ -
Apportionment Year:	2022	Other Funds:	\$ 40,000
Project Phase:		Fiscal Year Cost:	\$ 240,000
Brief Project Description:	Preventive Maintenance	Total Project Cost (YOE):	\$ 240,000
Sec 5309 ID Number:		Trans. Dev. Credits Requested:	\$ -
Amendment Date & Action:		Trans. Deve Credits Awarded (Date & Amount):	

<u>General Project Information</u>		<u>Funding Information (YOE)</u>	
Project Sponsor:	LRGVDC	Federal Funding Category:	5307
MPO Project #	HSB-2022-003	Federal (FTA) Funds:	\$ 581,665
		State Funds from TxDOT:	\$ -
Apportionment Year:	2022	Other Funds:	\$ -
Project Phase:		Fiscal Year Cost:	\$ 581,665
Brief Project Description:	Capital Involvement Plan	Total Project Cost (YOE):	\$ 581,665
Sec 5309 ID Number:		Trans. Dev. Credits Requested:	\$ 116,333
Amendment Date & Action:		Trans. Deve Credits Awarded (Date & Amount):	

Federal Share (5307)	\$	2,027,452
Local Share (5307)	\$	1,285,787
State Share		
Total Cost	\$	<u>3,313,239</u>

Federal JARC		
Local JARC		
Federal New Freedom		
Local New Freedom		
Federal Share 5310		
Local Share 5310		
Federal Share 5339		
Local Share 5339		
Total	\$	<u>3,313,239</u>

Development Credits \$ 116,333

DRAFT

FY 2023 TRANSIT PROJECT LISTING

HARLINGEN-SAN BENITO AREA - RGVMPO TRANSPORTATION IMPROVEMENT PROGRAM

<u>General Project Information</u>		<u>Funding Information (YOE)</u>	
Project Sponsor:	LRGVDC	Federal Funding Category:	5307
MPO Project #	HSB-2023-001	Federal (FTA) Funds:	\$ 1,000,000
		State Funds from TxDOT:	\$ -
Apportionment Year:	2023	Other Funds:	\$ 1,000,000
Project Phase:		Fiscal Year Cost:	\$ 2,000,000
Brief Project Description:	Operations - Harlingen Urbanized Area	Total Project Cost (YOE):	\$ 2,000,000
Sec 5309 ID Number:		Trans. Dev. Credits Requested:	
Amendment Date & Action:		Trans. Deve Credits Awarded (Date & Amount):	

<u>General Project Information</u>		<u>Funding Information (YOE)</u>	
Project Sponsor:	LRGVDC	Federal Funding Category:	5307
MPO Project #	HSB-2023-002	Federal (FTA) Funds:	\$ 280,283
		State Funds from TxDOT:	\$ -
Apportionment Year:	2023	Other Funds:	\$ 56,057
Project Phase:		Fiscal Year Cost:	\$ 336,340
Brief Project Description:	Preventive Maintenance	Total Project Cost (YOE):	\$ 336,340
Sec 5309 ID Number:		Trans. Dev. Credits Requested:	\$ -
Amendment Date & Action:		Trans. Deve Credits Awarded (Date & Amount):	

<u>General Project Information</u>		<u>Funding Information (YOE)</u>	
Project Sponsor:	LRGVDC	Federal Funding Category:	5307
MPO Project #	HSB-2023-003	Federal (FTA) Funds:	\$ 607,452
		State Funds from TxDOT:	\$ -
Apportionment Year:	2023	Other Funds:	\$ -
Project Phase:		Fiscal Year Cost:	\$ 607,452
Brief Project Description:	Capital Involvement Plan (Fleet & Bus Stops)	Total Project Cost (YOE):	\$ 607,452
Sec 5309 ID Number:		Trans. Dev. Credits Requested:	\$ 121,490
Amendment Date & Action:		Trans. Deve Credits Awarded (Date & Amount):	

<u>General Project Information</u>		<u>Funding Information (YOE)</u>	
Project Sponsor:	LRGVDC	Federal Funding Category:	5307
MPO Project #	HSB-2023-004	Federal (FTA) Funds:	\$ 300,000
		State Funds from TxDOT:	\$ -
Apportionment Year:	2023	Other Funds:	\$ 132,000
Project Phase:		Fiscal Year Cost:	\$ 432,000
Brief Project Description:	San Benito Sidewalk Project	Total Project Cost (YOE):	\$ 432,000
Sec 5309 ID Number:		Trans. Dev. Credits Requested:	\$ -
Amendment Date & Action:		Trans. Deve Credits Awarded (Date & Amount):	

Federal Share (5307)	\$	2,187,735
Local Share (5307)	\$	1,188,057
State Share		
Total Cost	\$	3,375,792

Federal JARC		
Local JARC		
Federal New Freedom		
Local New Freedom		
Federal Share 5310		
Local Share 5310		
Federal Share 5339		
Local Share 5339		
Total	\$	3,375,792

Development credits \$ 121,490

FY 2024 TRANSIT PROJECT LISTING

HARLINGEN-SAN BENITO AREA - RGVMPO TRANSPORTATION IMPROVEMENT PROGRAM

PHARR DISTRICT

YOE = Year of Expenditure

<u>General Project Information</u>		<u>Funding Information (YOE)</u>	
Project Sponsor:	LRGVDC	Federal Funding Category:	5307
MPO Project #	HSB-2024-001	Federal (FTA) Funds:	\$ 1,245,787
		State Funds from TxDOT:	\$ -
Apportionment Year:	2024	Other Funds:	\$ 1,245,787
Project Phase:		Fiscal Year Cost:	\$ 2,491,574
Brief Project Description:	Operations - Harlingen Urbanized Area	Total Project Cost (YOE):	\$ 2,491,574
Sec 5309 ID Number:		Trans. Dev. Credits Requested:	
Amendment Date & Action:		Trans. Deve Credits Awarded (Date & Amount):	

<u>General Project Information</u>		<u>Funding Information (YOE)</u>	
Project Sponsor:	LRGVDC	Federal Funding Category:	5307
MPO Project #	HSB-2024-002	Federal (FTA) Funds:	\$ 200,000
		State Funds from TxDOT:	\$ -
Apportionment Year:	2024	Other Funds:	\$ 40,000
Project Phase:		Fiscal Year Cost:	\$ 240,000
Brief Project Description:	Preventive Maintenance	Total Project Cost (YOE):	\$ 240,000
Sec 5309 ID Number:		Trans. Dev. Credits Requested:	\$ -
Amendment Date & Action:		Trans. Deve Credits Awarded (Date & Amount):	

<u>General Project Information</u>		<u>Funding Information (YOE)</u>	
Project Sponsor:	LRGVDC	Federal Funding Category:	5307
MPO Project #	HSB-2024-003	Federal (FTA) Funds:	\$ 581,665
		State Funds from TxDOT:	\$ -
Apportionment Year:	2024	Other Funds:	\$ -
Project Phase:		Fiscal Year Cost:	\$ 581,665
Brief Project Description:	Capital Involvement Plan	Total Project Cost (YOE):	\$ 581,665
Sec 5309 ID Number:		Trans. Dev. Credits Requested:	\$ 116,333
Amendment Date & Action:		Trans. Deve Credits Awarded (Date & Amount):	

Federal Share (5307)	\$	2,027,452
Local Share (5307)	\$	1,285,787
State Share		
Total Cost	\$	<u>3,313,239</u>

Federal JARC		
Local JARC		
Federal New Freedom		
Local New Freedom		
Federal Share 5310		
Local Share 5310		
Federal Share 5339		
Local Share 5339		
Total	\$	<u>3,313,239</u>

Development Credits \$ 116,333

DRAFT

Transit Financial Summary
Harlingen-San Benito Area - RGV MPO
FY 2021-2024 Transportation Improvement Program

All Figures in Year of Expenditure (YOE) Dollars

Current as of June 2021

Transit Program	FY 2021			FY 2022			FY 2023		
	Federal	State/Other	Total	Federal	State/Other	Total	Federal	State/Other	Total
1 Sec. 5307 - Urbanized Formula >200K									
2 Sec. 5307 - Urbanized Formula <200K	2,187,735	1,188,057	3,375,792	2,027,452	1,285,787	3,313,239	2,187,735	1,188,057	3,375,792
3 Sec. 5309 - Discretionary									
4 Sec. 5310 - Elderly & Individuals w/Disabilities									
5 Sec. 5311 - Nonurbanized Formula									
6 Sec. 5316 - JARC >200K									
7 Sec. 5316 - JARC <200K									
8 Sec. 5316 - JARC Nonurbanized									
9 Sec. 5317 - New Freedom >200K									
10 Sec. 5317 - New Freedom <200K									
11 Sec. 5317 - New Freedom Nonurbanized									
12 Sec. 5339 - Bus & Bus Facilities									
13 Other FTA									
14 Regionally Significant or Other									
Total Funds	\$2,187,735	\$1,188,057	\$3,375,792	\$2,027,452	\$1,285,787	\$3,313,239	\$2,187,735	\$1,188,057	\$3,375,792
Transportation Development Credits Requested			\$121,490			\$116,333			\$121,490
Awarded									

All Figures in Year of Expenditure (YOE) Dollars

Transit Program	FY 2024			Total		
	Federal	State/Other	Total	Federal	State/Other	Total
1 Sec. 5307 - Urbanized Formula >200K						
2 Sec. 5307 - Urbanized Formula <200K	2,027,452	1,285,787	3,313,239	8,430,374	4,947,688	13,378,062
3 Sec. 5309 - Discretionary						
4 Sec. 5310 - Elderly & Individuals w/Disabilities						
5 Sec. 5311 - Nonurbanized Formula						
6 Sec. 5316 - JARC >200K						
7 Sec. 5316 - JARC <200K						
8 Sec. 5316 - JARC Nonurbanized						
9 Sec. 5317 - New Freedom >200K						
10 Sec. 5317 - New Freedom <200K						
11 Sec. 5317 - New Freedom Nonurbanized						
12 Sec. 5339 - Bus & Bus Facilities						
13 Other FTA - 5311 (f)						
14 Regionally Significant or Other						
Total Funds	\$2,027,452	\$1,285,787	\$3,313,239	\$8,430,374	\$4,947,688	\$13,378,062
Transportation Development Credits Requested			\$116,333			\$475,646
Awarded						

FY 2021 TRANSIT PROJECT LISTING

HIDALGO COUNTY AREA - RGVMPO TRANSPORTATION IMPROVEMENT PROGRAM

PHARR DISTRICT

YOE = Year of Expenditure

<u>General Project Information</u>		<u>Funding Information (YOE)</u>	
Project Sponsor:	LRGVDC	Federal Funding Category:	5310
MPO Project #	HCVM-047	Federal (FTA) Funds:	\$ 44,895
		State Funds from TxDOT:	\$ -
Apportionment Year:		Other Funds:	\$ 8,979
Project Phase:	(2019) 44,895	Fiscal Year Cost:	\$ 53,874
Brief Project Description:	Capital/Operations/Admin.	Total Project Cost (YOE):	\$ 53,874
Sec 5309 ID Number:		Trans. Dev. Credits Requested:	
Amendment Date & Action:		Trans. Deve Credits Awarded (Date & Amount):	

<u>General Project Information</u>		<u>Funding Information (YOE)</u>	
Project Sponsor:	LRGVDC	Federal Funding Category:	5307
MPO Project #	HCVM-080	Federal (FTA) Funds:	\$ 420,023
		State Funds from TxDOT:	\$ -
Apportionment Year:	2021	Other Funds:	\$ 230,006
Project Phase:		Fiscal Year Cost:	\$ 650,029
Brief Project Description:	Hidalgo County Transit Capital Improvement Program	Total Project Cost (YOE):	\$ 650,029
Sec 5309 ID Number:		Trans. Dev. Credits Requested:	
Amendment Date & Action:		Trans. Deve Credits Awarded (Date & Amount):	

<u>General Project Information</u>		<u>Funding Information (YOE)</u>	
Project Sponsor:	LRGVDC	Federal Funding Category:	5307
MPO Project #	HCVM-081	Federal (FTA) Funds:	\$ 385,000
		State Funds from TxDOT:	\$ -
Apportionment Year:	2021	Other Funds:	\$ 96,250
Project Phase:		Fiscal Year Cost:	\$ 481,250
Brief Project Description:	Capital - Mechanics, Assistance & Preventive Maintenance	Total Project Cost (YOE):	\$ 481,250
Sec 5309 ID Number:		Trans. Dev. Credits Requested:	
Amendment Date & Action:		Trans. Deve Credits Awarded (Date & Amount):	

<u>General Project Information</u>		<u>Funding Information (YOE)</u>	
Project Sponsor:	LRGVDC	Federal Funding Category:	5307
MPO Project #	HCVM-082	Federal (FTA) Funds:	\$ 2,100,000
Apportionment Year	2021	State Funds from TxDOT:	\$ -
Project Phase:		Other Funds:	\$ 2,100,000
Brief Project Description:	Operations	Fiscal Year Cost:	\$ 4,200,000
Sec 5309 ID Number:		Total Project Cost (YOE):	\$ 4,200,000
Amendment Date & Action:		Trans. Dev. Credits Requested:	
		Trans. Deve Credits Awarded (Date & Amount):	

<u>General Project Information</u>		<u>Funding Information (YOE)</u>	
Project Sponsor:	LRGVDC	Federal Funding Category:	5307
MPO Project #	HCVM-083	Federal (FTA) Funds:	\$ 400,000
Apportionment Year	2021	State Funds from TxDOT:	\$ 250,709
Project Phase:		Other Funds:	\$ 100,000
Brief Project Description:	Operations	Fiscal Year Cost:	\$ 750,709
Sec 5309 ID Number:		Total Project Cost (YOE):	\$ 750,709
Amendment Date & Action:		Trans. Dev. Credits Requested:	
		Trans. Deve Credits Awarded (Date & Amount):	

<u>General Project Information</u>		<u>Funding Information (YOE)</u>	
Project Sponsor:	LRGVDC	Federal Funding Category:	5339
MPO Project #	HCVM-084	Federal (FTA) Funds:	\$ 532,369
Apportionment Year	2021	State Funds from TxDOT:	\$ -
Project Phase:		Other Funds:	\$ 133,092
Brief Project Description:	Capital	Fiscal Year Cost:	\$ 665,461
Sec 5309 ID Number:		Total Project Cost (YOE):	\$ 665,461
Amendment Date & Action:		Trans. Dev. Credits Requested:	
		Trans. Deve Credits Awarded (Date & Amount):	

<u>General Project Information</u>		<u>Funding Information (YOE)</u>	
Project Sponsor:	LRGVDC	Federal Funding Category:	5310
MPO Project #	HCVI-085	Federal (FTA) Funds:	\$ 584,124
		State Funds from TxDOT:	\$ -
Apportionment Year	2021	Other Funds:	\$ 146,031
Project Phase:		Fiscal Year Cost:	\$ 730,155
Brief Project Description:	Capital	Total Project Cost (YOE):	\$ 730,155
Sec 5309 ID Number:		Trans. Dev. Credits Requested:	
Amendment Date & Action:		Trans. Deve Credits Awarded (Date & Amount):	

<u>General Project Information</u>		<u>Funding Information (YOE)</u>	
Project Sponsor:	City of McAllen	Federal Funding Category:	5307
MPO Project Information (reference number, etc.)	HCMM-022	Federal (FTA) Funds	\$ 3,650,319
		State Funds from TxDOT:	
Apportionment Year	2015 (\$ 1,740,000); 2016 (\$ 320,000); 2017 (\$ 950,319); 2018 (\$ 640,000)	Other Funds	LET
Project Phase:		Fiscal Year Cost	\$ 3,650,319
Brief Project Description:	New Facility Construction	Total Project Cost (YOE)	\$ 3,650,319
Sec 5309 ID Number		Trans. Dev. Credits Requested	\$ 912,580
Amendment Date & Action		Trans. Deve Credits Awarded (Date & Amount)	

<u>General Project Information</u>		<u>Funding Information (YOE)</u>	
Project Sponsor:	City of McAllen	Federal Funding Category:	5307
MPO Project Information (reference number, etc.)	HCMM-024	Federal (FTA) Funds	\$ 2,000,000
Apportionment Year	2016	State Funds from TxDOT:	
Project Phase:		Other Funds	\$ -
Brief Project Description:	Accessibility Improvements & Pathways	Fiscal Year Cost	\$ 2,000,000
Sec 5309 ID Number		Total Project Cost (YOE)	\$ 2,000,000
Amendment Date & Action		Trans. Dev. Credits Requested	\$ 500,000
		Trans. Deve Credits Awarded (Date & Amount)	

<u>General Project Information</u>		<u>Funding Information (YOE)</u>	
Project Sponsor:	City of McAllen	Federal Funding Category:	5307
MPO Project Information (reference number, etc.)	HCMM-025	Federal (FTA) Funds	\$ 887,831
Apportionment Year	2017	State Funds from TxDOT:	\$ _____
Project Phase:		Other Funds	\$ 887,831
Brief Project Description:	OPERATING ASSISTANCE	Fiscal Year Cost	\$ 1,775,662
Sec 5309 ID Number		Total Project Cost (YOE)	\$ 1,775,662
Amendment Date & Action	Delete Project - 8/2021	Trans. Dev. Credits Requested	
		Trans. Deve Credits Awarded (Date & Amount)	

<u>General Project Information</u>		<u>Funding Information (YOE)</u>	
Project Sponsor:	City of McAllen	Federal Funding Category:	5307
MPO Project Information (reference number, etc.)	HCMM-028	Federal (FTA) Funds	\$ 556,978
Apportionment Year	2018	State Funds from TxDOT:	\$ _____
Project Phase:		Other Funds	\$ 556,978
Brief Project Description:	OPERATING ASSISTANCE	Fiscal Year Cost	\$ 1,113,956
Sec 5309 ID Number		Total Project Cost (YOE)	\$ 1,113,956
Amendment Date & Action	Delete Project - 8/2021	Trans. Dev. Credits Requested	
		Trans. Deve Credits Awarded (Date & Amount)	

<u>General Project Information</u>		<u>Funding Information (YOE)</u>	
Project Sponsor:	City of McAllen	Federal Funding Category:	5307
MPO Project Information (reference number, etc.)	HCMM-029	Federal (FTA) Funds	\$ 2,610,929
Apportionment Year	2018 (\$2,217,192) 2019 (\$393,737)	State Funds from TxDOT:	\$ -
Project Phase:		Other Funds	LET
Brief Project Description:	BUS PROCUREMENT - REPLACEMENT	Fiscal Year Cost	\$ 2,610,929
Sec 5309 ID Number		Total Project Cost (YOE)	\$ 2,610,929
Amendment Date & Action		Trans. Dev. Credits Requested	\$ 534,769
		Trans. Deve Credits Awarded (Date & Amount)	

<u>General Project Information</u>		<u>Funding Information (YOE)</u>	
Project Sponsor:	City of McAllen	Federal Funding Category:	5307
MPO Project Information (reference number, etc.)	HCMM-036	Federal (FTA) Funds	\$ 687,831
Apportionment Year	2019	State Funds from TxDOT:	\$ _____
Project Phase:		Other Funds	\$ 687,831
Brief Project Description:	OPERATING ASSISTANCE	Fiscal Year Cost	\$ 1,375,662
Sec 5309 ID Number		Total Project Cost (YOE)	\$ 1,375,662
Amendment Date & Action	Delete Project - 8/2021	Trans. Dev. Credits Requested	
		Trans. Deve Credits Awarded (Date & Amount)	

<u>General Project Information</u>		<u>Funding Information (YOE)</u>	
Project Sponsor:	City of McAllen	Federal Funding Category:	5307
MPO Project Information (reference number, etc.)	HCMM-037	Federal (FTA) Funds	\$ 582,321
Apportionment Year	2019	State Funds from TxDOT:	\$ _____
Project Phase:		Other Funds	\$ 145,580
Brief Project Description:	Preventive Maintenance	Fiscal Year Cost	\$ 727,901
Sec 5309 ID Number		Total Project Cost (YOE)	\$ 727,901
Amendment Date & Action	Delete Project - 8/2021	Trans. Dev. Credits Requested	
		Trans. Deve Credits Awarded (Date & Amount)	

REVISION

<u>General Project Information</u>		<u>Funding Information (YOE)</u>	
Project Sponsor:	City of McAllen	Federal Funding Category:	5307
MPO Project Information (reference number, etc.)	HCMM-044	Federal (FTA) Funds	\$ 50,000
Apportionment Year	2017	State Funds from TxDOT:	
Project Phase:		Other Funds	\$ 10,000
Brief Project Description:	Training	Fiscal Year Cost	\$ 60,000
Sec 5309 ID Number		Total Project Cost (YOE)	\$ 60,000
Amendment Date & Action	Funding Revisd - 8/2021	Trans. Dev. Credits Requested	\$ 10,000
		Trans. Deve Credits Awarded (Date & Amount)	

ADMIN

<u>General Project Information</u>		<u>Funding Information (YOE)</u>	
Project Sponsor:	City of McAllen	Federal Funding Category:	5307
MPO Project Information (reference number, etc.)	HCMM-045	Federal (FTA) Funds	\$ 109,570
Apportionment Year	2017	State Funds from TxDOT:	
Project Phase:		Other Funds	\$ 21,914
Brief Project Description:	Marketing	Fiscal Year Cost	\$ 131,484
Sec 5309 ID Number		Total Project Cost (YOE)	\$ 131,484
Amendment Date & Action	Funding Revisd - 8/2021	Trans. Dev. Credits Requested	
		Trans. Deve Credits Awarded (Date & Amount)	

ADMIN

<u>General Project Information</u>		<u>Funding Information (YOE)</u>	
Project Sponsor:	City of McAllen	Federal Funding Category:	5307
MPO Project Information (reference number, etc.)	HCMM-039	Federal (FTA) Funds	\$ 687,831
Apportionment Year	2020	State Funds from TxDOT:	\$ _____
Project Phase:		Other Funds	\$ 687,831
Brief Project Description:	OPERATING ASSISTANCE	Fiscal Year Cost	\$ 1,375,662
Sec 5309 ID Number		Total Project Cost (YOE)	\$ 1,375,662
Amendment Date & Action	Delete Project - 8/2021	Trans. Dev. Credits Requested	
		Trans. Deve Credits Awarded (Date & Amount)	

<u>General Project Information</u>		<u>Funding Information (YOE)</u>	
Project Sponsor:	City of McAllen	Federal Funding Category:	5307
MPO Project Information (reference number, etc.)	HCMM-040	Federal (FTA) Funds	\$ 1,134,384
Apportionment Year	2020	State Funds from TxDOT:	\$ _____
Project Phase:		Other Funds	\$ 208,596
Brief Project Description:	PREVENTIVE MAINTENANCE	Fiscal Year Cost	\$ 1,342,980
Sec 5309 ID Number		Total Project Cost (YOE)	\$ 1,342,980
Amendment Date & Action	Delete Project - 8/2021	Trans. Dev. Credits Requested	
		Trans. Deve Credits Awarded (Date & Amount)	

<u>General Project Information</u>		<u>Funding Information (YOE)</u>	
Project Sponsor:	City of McAllen	Federal Funding Category:	
MPO Project Information (reference number, etc.)	HCMM-041	Federal (FTA) Funds	
Apportionment Year	2020	State Funds from TxDOT:	\$ 210,057
Project Phase:		Other Funds	
Brief Project Description:	ADMINISTRATION / OPERATION	Fiscal Year Cost	\$ 210,057
Sec 5309 ID Number		Total Project Cost (YOE)	\$ 210,057
Amendment Date & Action		Trans. Dev. Credits Requested	
		Trans. Deve Credits Awarded (Date & Amount)	

<u>General Project Information</u>		<u>Funding Information (YOE)</u>	
Project Sponsor:	City of McAllen	Federal Funding Category:	5307
MPO Project Information (reference number, etc.)	HCMM-047	Federal (FTA) Funds	\$ 1,005,023
Apportionment Year	2021	State Funds from TxDOT:	\$ -
Project Phase:		Other Funds	\$ 1,005,023
Brief Project Description:	OPERATING ASSISTANCE	Fiscal Year Cost	\$ 2,010,046
Sec 5309 ID Number		Total Project Cost (YOE)	\$ 2,010,046
Amendment Date & Action	Funding Revisd - 8/2021	Trans. Dev. Credits Requested	
		Trans. Deve Credits Awarded (Date & Amount)	

ADMIN

<u>General Project Information</u>		<u>Funding Information (YOE)</u>	
Project Sponsor:	City of McAllen	Federal Funding Category:	5307
MPO Project Information (reference number, etc.)	HCMM-048	Federal (FTA) Funds	\$ 900,000
Apportionment Year	2021	State Funds from TxDOT:	\$ -
Project Phase:		Other Funds	\$ 225,000
Brief Project Description:	PREVENTIVE MAINTENANCE	Fiscal Year Cost	\$ 1,125,000
Sec 5309 ID Number		Total Project Cost (YOE)	\$ 1,125,000
Amendment Date & Action		Trans. Dev. Credits Requested	
		Trans. Deve Credits Awarded (Date & Amount)	

<u>General Project Information</u>		<u>Funding Information (YOE)</u>	
Project Sponsor:	City of McAllen	Federal Funding Category:	
MPO Project Information (reference number, etc.)	HCMM-049	Federal (FTA) Funds	
Apportionment Year	2021	State Funds from TxDOT:	\$ 210,057
Project Phase:		Other Funds	LET
Brief Project Description:	ADMINISTRATION / OPERATION	Fiscal Year Cost	\$ 210,057
Sec 5309 ID Number		Total Project Cost (YOE)	\$ 210,057
Amendment Date & Action		Trans. Dev. Credits Requested	
		Trans. Deve Credits Awarded (Date & Amount)	

<u>General Project Information</u>		<u>Funding Information (YOE)</u>	
Project Sponsor:	City of McAllen	Federal Funding Category:	5307
MPO Project Information (reference number, etc.)	HCMM-055	Federal (FTA) Funds	\$ 4,070,162
Apportionment Year	2017 (\$ 682,321) 2019 (\$ 1,734,871) 2020 (\$ 1,652,970)	State Funds from TxDOT:	
Project Phase:		Other Funds	ADMIN \$ 814,032
Brief Project Description:	Park and Ride South	Fiscal Year Cost	\$ 4,884,194
Sec 5309 ID Number		Total Project Cost (YOE)	\$ 4,884,194
Amendment Date & Action	Funding Revisd - 8/2021	Trans. Dev. Credits Requested	
		Trans. Deve Credits Awarded (Date & Amount)	

<u>General Project Information</u>		<u>Funding Information (YOE)</u>	
Project Sponsor:	City of McAllen	Federal Funding Category:	5307
MPO Project Information (reference number, etc.)	HCMM-062	Federal (FTA) Funds	\$ 255,191
Apportionment Year	2017	State Funds from TxDOT:	
Project Phase:		Other Funds	\$ 51,038
Brief Project Description:	Planning - Bus Rapid Transit	Fiscal Year Cost	\$ 306,229
Sec 5309 ID Number		Total Project Cost (YOE)	\$ 306,229
Amendment Date & Action	New Project - 8/2021	Trans. Dev. Credits Requested	
		Trans. Deve Credits Awarded (Date & Amount)	

<u>General Project Information</u>		<u>Funding Information (YOE)</u>	
Project Sponsor:	City of McAllen	Federal Funding Category:	5307
MPO Project Information (reference number, etc.)	HCMM-063	Federal (FTA) Funds	\$ 1,244,809
Apportionment Year	2018 (\$556,978), 2020 (\$687,831)	State Funds from TxDOT:	
Project Phase:		Other Funds	\$ 248,962
Brief Project Description:	Land Acquisition - Bus Rapid Transit	Fiscal Year Cost	\$ 1,493,771
Sec 5309 ID Number		Total Project Cost (YOE)	\$ 1,493,771
Amendment Date & Action	New Project - 8/2021	Trans. Dev. Credits Requested	
		Trans. Deve Credits Awarded (Date & Amount)	

<u>General Project Information</u>		<u>Funding Information (YOE)</u>	
Project Sponsor:	City of McAllen	Federal Funding Category:	5307
MPO Project Information (reference number, etc.)	HCMM-064	Federal (FTA) Funds	\$ 687,831
Apportionment Year	2019	State Funds from TxDOT:	
Project Phase:		Other Funds	\$ 137,566
Brief Project Description:	Shop Equipment	Fiscal Year Cost	\$ 825,397
Sec 5309 ID Number		Total Project Cost (YOE)	\$ 825,397
Amendment Date & Action	New Project - 8/2021	Trans. Dev. Credits Requested	
		Trans. Deve Credits Awarded (Date & Amount)	

<u>General Project Information</u>		<u>Funding Information (YOE)</u>	
Project Sponsor:	City of McAllen	Federal Funding Category:	5307
MPO Project Information (reference number, etc.)	HCMM-065	Federal (FTA) Funds	\$ 1,416,705
Apportionment Year	2019 (\$582,321), 2020 (\$834,384)	State Funds from TxDOT:	
Project Phase:		Other Funds	\$ 283,341
Brief Project Description:	Consulting - Bus Rapid Transit	Fiscal Year Cost	\$ 1,700,046
Sec 5309 ID Number		Total Project Cost (YOE)	\$ 1,700,046
Amendment Date & Action	Added Project - 8/2021	Trans. Dev. Credits Requested	
		Trans. Deve Credits Awarded (Date & Amount)	

<u>General Project Information</u>		<u>Funding Information (YOE)</u>	
Project Sponsor:	City of McAllen	Federal Funding Category:	5307
MPO Project Information (reference number, etc.)	HCMM-066	Federal (FTA) Funds	\$ 300,000
Apportionment Year	2020	State Funds from TxDOT:	
Project Phase:		Other Funds	
Brief Project Description:	Security Cameras	Fiscal Year Cost	\$ 300,000
Sec 5309 ID Number		Total Project Cost (YOE)	\$ 300,000
Amendment Date & Action	New Project - 8/2021	Trans. Dev. Credits Requested	\$ 60,000
		Trans. Deve Credits Awarded (Date & Amount)	

REVISION

<u>General Project Information</u>		<u>Funding Information (YOE)</u>	
Project Sponsor:	City of McAllen	Federal Funding Category:	5307
MPO Project Information (reference number, etc.)	HCMM-067	Federal (FTA) Funds	\$ 1,000,000
Apportionment Year	2021	State Funds from TxDOT:	
Project Phase:		Other Funds	
Brief Project Description:	North Transfer Hub Construction	Fiscal Year Cost	\$ 1,000,000
Sec 5309 ID Number		Total Project Cost (YOE)	\$ 1,000,000
Amendment Date & Action	New Project - 8/2021	Trans. Dev. Credits Requested	\$ 200,000
		Trans. Deve Credits Awarded (Date & Amount)	

REVISION

<u>General Project Information</u>		<u>Funding Information (YOE)</u>	
Project Sponsor:	City of McAllen	Federal Funding Category:	5307
MPO Project Information (reference number, etc.)	HCMM-068	Federal (FTA) Funds	\$ 916,945
Apportionment Year	2021	State Funds from TxDOT:	
Project Phase:		Other Funds	
		Fiscal Year Cost	\$ 916,945
Brief Project Description:	North Transfer Hub Construction (American Recovery Act funds)	Total Project Cost (YOE)	\$ 916,945
Sec 5309 ID Number		Trans. Dev. Credits Requested	
Amendment Date & Action	New Project - 8/2021	Trans. Deve Credits Awarded (Date & Amount)	

Federal Share (5307)	\$ 23,522,507
Local Share (5307)	\$ 5,323,132
State Share	\$ 670,823
Total Cost	\$ 29,516,462

Federal JARC	
Local JARC	
Federal New Freedom	
Local New Freedom	
Federal Share 5310	\$ 629,019
Local Share 5310	\$ 155,010
Federal Share 5339	\$ 532,369
Local Share 5339	\$ 133,092
Total	\$ 30,965,952

Development Credits \$ 2,217,348

FY 2022 TRANSIT PROJECT LISTING

HIDALGO COUNTY AREA - RGVMPPO TRANSPORTATION IMPROVEMENT PROGRAM

PHARR DISTRICT

YOE = Year of Expenditure

<u>General Project Information</u>		<u>Funding Information (YOE)</u>	
Project Sponsor:	LRGVDC	Federal Funding Category:	5307
MPO Project #	HCVM-086	Federal (FTA) Funds:	\$ 120,023
		State Funds from TxDOT:	\$ -
Apportionment Year:	2022	Other Funds:	\$ 230,006
Project Phase:		Fiscal Year Cost:	\$ 350,029
Brief Project Description:	Hidalgo County Transit Capital Improvement Program	Total Project Cost (YOE):	\$ 350,029
Sec 5309 ID Number:		Trans. Dev. Credits Requested:	
Amendment Date & Action:		Trans. Deve Credits Awarded (Date & Amount):	

<u>General Project Information</u>		<u>Funding Information (YOE)</u>	
Project Sponsor:	LRGVDC	Federal Funding Category:	5307
MPO Project #	HCVM-087	Federal (FTA) Funds:	\$ 685,000
		State Funds from TxDOT:	\$ -
Apportionment Year:	2022	Other Funds:	\$ 96,250
Project Phase:		Fiscal Year Cost:	\$ 781,250
Brief Project Description:	Capital - Mechanics, Assistance & Preventive Maintenance	Total Project Cost (YOE):	\$ 781,250
Sec 5309 ID Number:		Trans. Dev. Credits Requested:	
Amendment Date & Action:		Trans. Deve Credits Awarded (Date & Amount):	

<u>General Project Information</u>		<u>Funding Information (YOE)</u>	
Project Sponsor:	LRGVDC	Federal Funding Category:	5307
MPO Project #	HCVM-088	Federal (FTA) Funds:	\$ 2,100,000
		State Funds from TxDOT:	\$ -
Apportionment Year:	2022	Other Funds:	\$ 2,100,000
Project Phase:		Fiscal Year Cost:	\$ 4,200,000
Brief Project Description:	Operations	Total Project Cost (YOE):	\$ 4,200,000
Sec 5309 ID Number:		Trans. Dev. Credits Requested:	
Amendment Date & Action:		Trans. Deve Credits Awarded (Date & Amount):	

<u>General Project Information</u>		<u>Funding Information (YOE)</u>	
Project Sponsor:	LRGVDC	Federal Funding Category:	
MPO Project #	HCVM-089	Federal (FTA) Funds:	\$ -
		State Funds from TxDOT:	\$ 250,709
Apportionment Year:	2022	Other Funds:	\$ -
Project Phase:		Fiscal Year Cost:	\$ 250,709
Brief Project Description:	Operations	Total Project Cost (YOE):	\$ 250,709
Sec 5309 ID Number:		Trans. Dev. Credits Requested:	
Amendment Date & Action:		Trans. Deve Credits Awarded (Date & Amount):	

<u>General Project Information</u>		<u>Funding Information (YOE)</u>	
Project Sponsor:	LRGVDC	Federal Funding Category:	5339
MPO Project #	HCVM-090	Federal (FTA) Funds:	\$ 532,369
		State Funds from TxDOT:	\$ -
Apportionment Year:	2022	Other Funds:	\$ 133,092
Project Phase:		Fiscal Year Cost:	\$ 665,461
Brief Project Description:	Capital	Total Project Cost (YOE):	\$ 665,461
Sec 5309 ID Number:		Trans. Dev. Credits Requested:	
Amendment Date & Action:		Trans. Deve Credits Awarded (Date & Amount):	

<u>General Project Information</u>		<u>Funding Information (YOE)</u>	
Project Sponsor:	LRGVDC	Federal Funding Category:	5310
MPO Project #	HCVM-091	Federal (FTA) Funds:	\$ 584,124
		State Funds from TxDOT:	\$ -
Apportionment Year:	2022	Other Funds:	\$ 146,031
Project Phase:		Fiscal Year Cost:	\$ 730,155
Brief Project Description:	Capital	Total Project Cost (YOE):	\$ 730,155
Sec 5309 ID Number:		Trans. Dev. Credits Requested:	
Amendment Date & Action:		Trans. Deve Credits Awarded (Date & Amount):	

<u>General Project Information</u>		<u>Funding Information (YOE)</u>	
Project Sponsor:	City of McAllen	Federal Funding Category:	5307
MPO Project #	HCMM-050	Federal (FTA) Funds:	\$ 687,831
		State Funds from TxDOT:	\$ -
Apportionment Year:	2022	Other Funds:	\$ 687,831
Project Phase:		Fiscal Year Cost:	\$ 1,375,662
Brief Project Description:	Operating Assistance	Total Project Cost (YOE):	\$ 1,375,662
Sec 5309 ID Number:		Trans. Dev. Credits Requested:	
Amendment Date & Action:		Trans. Deve Credits Awarded (Date & Amount):	
<u>General Project Information</u>		<u>Funding Information (YOE)</u>	
Project Sponsor:	City of McAllen	Federal Funding Category:	5307
MPO Project #	HCMM-051	Federal (FTA) Funds:	\$ 2,217,192
		State Funds from TxDOT:	\$ -
Apportionment Year:	2022	Other Funds:	\$ 454,124
Project Phase:		Fiscal Year Cost:	\$ 2,671,316
Brief Project Description:	Preventive Maintenance	Total Project Cost (YOE):	\$ 2,671,316
Sec 5309 ID Number:		Trans. Dev. Credits Requested:	
Amendment Date & Action:		Trans. Deve Credits Awarded (Date & Amount):	
<u>General Project Information</u>		<u>Funding Information (YOE)</u>	
Project Sponsor:	City of McAllen	Federal Funding Category:	
MPO Project #	HCMM-052	Federal (FTA) Funds:	
		State Funds from TxDOT:	\$ 210,057
Apportionment Year:	2022	Other Funds:	
Project Phase:		Fiscal Year Cost:	\$ 210,057
Brief Project Description:	Administration/Operation	Total Project Cost (YOE):	\$ 210,057
Sec 5309 ID Number:		Trans. Dev. Credits Requested:	
Amendment Date & Action:	Delete Project - 8/2021	Trans. Deve Credits Awarded (Date & Amount):	

REVISION

<u>General Project Information</u>		<u>Funding Information (YOE)</u>	
Project Sponsor:	CITY OF MCALLEN	Federal Funding Category:	
MPO Project Information (reference number, etc.)	HCMM-069	Federal (FTA) Funds	
Apportionment Year	2022	State Funds from TxDOT:	\$ 301,619
Project Phase:		Other Funds	REVISION
Brief Project Description:	Capital (North Transfer Hub)	Fiscal Year Cost	\$ 301,619
Sec 5309 ID Number		Total Project Cost (YOE)	\$ 301,619
Amendment Date & Action	New Project - 8/2021	Trans. Dev. Credits Requested	
		Trans. Deve Credits Awarded (Date & Amount)	

Federal Share (5307)	\$	5,810,046
Local Share (5307)	\$	3,568,211
State Share	\$	552,328
Total Cost	\$	9,930,585

Federal JARC		
Local JARC		
Federal New Freedom		
Local New Freedom		
Federal Share 5310	\$	584,124
Local Share 5310	\$	146,031
Federal Share 5339	\$	532,369
Local Share 5339	\$	133,092
Total	\$	11,326,201

Development credits

FY 2023 TRANSIT PROJECT LISTING

HIDALGO COUNTY AREA - RGVMPO TRANSPORTATION IMPROVEMENT PROGRAM

PHARR DISTRICT

YOE = Year of Expenditure

<u>General Project Information</u>		<u>Funding Information (YOE)</u>	
Project Sponsor:	LRGVDC	Federal Funding Category:	5310
MPO Project #	HCVM-103	Federal (FTA) Funds:	\$ 44,895
		State Funds from TxDOT:	\$ -
Apportionment Year:		Other Funds:	\$ 8,979
Project Phase:	2023	Fiscal Year Cost:	\$ 53,874
Brief Project Description:	Capital/Operations/Admin.	Total Project Cost (YOE):	\$ 53,874
Sec 5309 ID Number:		Trans. Dev. Credits Requested:	
Amendment Date & Action:		Trans. Deve Credits Awarded (Date & Amount):	
<u>General Project Information</u>		<u>Funding Information (YOE)</u>	
Project Sponsor:	LRGVDC	Federal Funding Category:	5307
MPO Project #	HCVM-104	Federal (FTA) Funds:	\$ 420,023
		State Funds from TxDOT:	\$ -
Apportionment Year:	2023	Other Funds:	\$ 230,006
Project Phase:		Fiscal Year Cost:	\$ 650,029
Brief Project Description:	Hidalgo County Transit Capital Improvement Program	Total Project Cost (YOE):	\$ 650,029
Sec 5309 ID Number:		Trans. Dev. Credits Requested:	
Amendment Date & Action:		Trans. Deve Credits Awarded (Date & Amount):	
<u>General Project Information</u>		<u>Funding Information (YOE)</u>	
Project Sponsor:	LRGVDC	Federal Funding Category:	5307
MPO Project #	HCVM-105	Federal (FTA) Funds:	\$ 385,000
		State Funds from TxDOT:	\$ -
Apportionment Year:	2023	Other Funds:	\$ 96,250
Project Phase:		Fiscal Year Cost:	\$ 481,250
Brief Project Description:	Capital - Mechanics, Assistance & Preventive Maintenance	Total Project Cost (YOE):	\$ 481,250
Sec 5309 ID Number:		Trans. Dev. Credits Requested:	
Amendment Date & Action:		Trans. Deve Credits Awarded (Date & Amount):	

<u>General Project Information</u>		<u>Funding Information (YOE)</u>	
Project Sponsor:	LRGVDC	Federal Funding Category:	5307
MPO Project #	HCVM-106	Federal (FTA) Funds:	\$ 2,100,000
Apportionment Year	2023	State Funds from TxDOT:	\$ -
Project Phase:		Other Funds:	\$ 2,100,000
Brief Project Description:	Operations	Fiscal Year Cost:	\$ 4,200,000
Sec 5309 ID Number:		Total Project Cost (YOE):	\$ 4,200,000
Amendment Date & Action:		Trans. Dev. Credits Requested:	
		Trans. Deve Credits Awarded (Date & Amount):	
<u>General Project Information</u>		<u>Funding Information (YOE)</u>	
Project Sponsor:	LRGVDC	Federal Funding Category:	5307
MPO Project #	HCVM-107	Federal (FTA) Funds:	\$ 400,000
Apportionment Year	2023	State Funds from TxDOT:	\$ 250,709
Project Phase:		Other Funds:	\$ 100,000
Brief Project Description:	Operations	Fiscal Year Cost:	\$ 750,709
Sec 5309 ID Number:		Total Project Cost (YOE):	\$ 750,709
Amendment Date & Action:		Trans. Dev. Credits Requested:	
		Trans. Deve Credits Awarded (Date & Amount):	
<u>General Project Information</u>		<u>Funding Information (YOE)</u>	
Project Sponsor:	LRGVDC	Federal Funding Category:	5339
MPO Project #	HCVM-108	Federal (FTA) Funds:	\$ 532,369
Apportionment Year	2023	State Funds from TxDOT:	\$ -
Project Phase:		Other Funds:	\$ 133,092
Brief Project Description:	Capital	Fiscal Year Cost:	\$ 665,461
Sec 5309 ID Number:		Total Project Cost (YOE):	\$ 665,461
Amendment Date & Action:	New Project	Trans. Dev. Credits Requested:	
		Trans. Deve Credits Awarded (Date & Amount):	
<u>General Project Information</u>		<u>Funding Information (YOE)</u>	
Project Sponsor:	LRGVDC	Federal Funding Category:	5310
MPO Project #	HCVM-109	Federal (FTA) Funds:	\$ 584,124
Apportionment Year	2023	State Funds from TxDOT:	\$ -
Project Phase:		Other Funds:	\$ 146,031
Brief Project Description:	Capital	Fiscal Year Cost:	\$ 730,155
Sec 5309 ID Number:		Total Project Cost (YOE):	\$ 730,155
Amendment Date & Action:		Trans. Dev. Credits Requested:	
		Trans. Deve Credits Awarded (Date & Amount):	

<u>General Project Information</u>		<u>Funding Information (YOE)</u>	
Project Sponsor:	City of McAllen	Federal Funding Category:	5307
MPO Project Information (reference number, etc.)	HCMM-056	Federal (FTA) Funds	\$ 687,831
Apportionment Year	2023	State Funds from TxDOT:	\$ -
Project Phase:		Other Funds	\$ 687,831
Brief Project Description:	OPERATING ASSISTANCE	Fiscal Year Cost	\$ 1,375,662
Sec 5309 ID Number		Total Project Cost (YOE)	\$ 1,375,662
Amendment Date & Action		Trans. Dev. Credits Requested	
		Trans. Deve Credits Awarded (Date & Amount)	

<u>General Project Information</u>		<u>Funding Information (YOE)</u>	
Project Sponsor:	City of McAllen	Federal Funding Category:	5307
MPO Project Information (reference number, etc.)	HCMM-057	Federal (FTA) Funds	\$ 2,217,192
Apportionment Year	2023	State Funds from TxDOT:	\$ -
Project Phase:		Other Funds	\$ 443,448
Brief Project Description:	PREVENTIVE MAINTENANCE	Fiscal Year Cost	\$ 2,660,640
Sec 5309 ID Number		Total Project Cost (YOE)	\$ 2,660,640
Amendment Date & Action	Revised Funds - 8/2021	Trans. Dev. Credits Requested	
		Trans. Deve Credits Awarded (Date & Amount)	

<u>General Project Information</u>		<u>Funding Information (YOE)</u>	
Project Sponsor:	City of McAllen	Federal Funding Category:	
MPO Project Information (reference number, etc.)	HCMM-058	Federal (FTA) Funds	
Apportionment Year	2023	State Funds from TxDOT:	\$ 210,057
Project Phase:		Other Funds	
Brief Project Description:	ADMINISTRATION / OPERATION	Fiscal Year Cost	\$ 210,057
Sec 5309 ID Number		Total Project Cost (YOE)	\$ 210,057
Amendment Date & Action		Trans. Dev. Credits Requested	
		Trans. Deve Credits Awarded (Date & Amount)	

Federal Share (5307)	\$	6,210,046
Local Share (5307)	\$	3,657,535
State Share	\$	210,057
Total Cost	\$	<u>10,077,638</u>

Federal JARC		
Local JARC		
Federal New Freedom		
Local New Freedom		
Federal Share 5310	\$	629,019
Local Share 5310	\$	155,010
Federal Share 5339	\$	532,369
Local Share 5339	\$	133,092
Total	\$	<u>11,527,128</u>

Development credits

DRAFT

FY 2024 TRANSIT PROJECT LISTING

HIDALGO COUNTY AREA - RGVMP O TRANSPORTATION IMPROVEMENT PROGRAM

PHARR DISTRICT

YOE = Year of Expenditure

<u>General Project Information</u>		<u>Funding Information (YOE)</u>	
Project Sponsor:	LRGVDC	Federal Funding Category:	5307
MPO Project #	HCVM-110	Federal (FTA) Funds:	\$ 120,023
		State Funds from TxDOT:	\$ -
Apportionment Year:	2024	Other Funds:	\$ 230,006
Project Phase:		Fiscal Year Cost:	\$ 350,029
Brief Project Description:	Hidalgo County Transit Capital Improvement Program	Total Project Cost (YOE):	\$ 350,029
Sec 5309 ID Number:		Trans. Dev. Credits Requested:	
Amendment Date & Action:		Trans. Deve Credits Awarded (Date & Amount):	

<u>General Project Information</u>		<u>Funding Information (YOE)</u>	
Project Sponsor:	LRGVDC	Federal Funding Category:	5307
MPO Project #	HCVM-111	Federal (FTA) Funds:	\$ 685,000
		State Funds from TxDOT:	\$ -
Apportionment Year:	2024	Other Funds:	\$ 96,250
Project Phase:		Fiscal Year Cost:	\$ 781,250
Brief Project Description:	Capital - Mechanics, Assistance & Preventive Maintenance	Total Project Cost (YOE):	\$ 781,250
Sec 5309 ID Number:		Trans. Dev. Credits Requested:	
Amendment Date & Action:		Trans. Deve Credits Awarded (Date & Amount):	

<u>General Project Information</u>		<u>Funding Information (YOE)</u>	
Project Sponsor:	LRGVDC	Federal Funding Category:	5307
MPO Project #	HCVM-112	Federal (FTA) Funds:	\$ 2,100,000
		State Funds from TxDOT:	\$ -
Apportionment Year:	2024	Other Funds:	\$ 2,100,000
Project Phase:		Fiscal Year Cost:	\$ 4,200,000
Brief Project Description:	Operations	Total Project Cost (YOE):	\$ 4,200,000
Sec 5309 ID Number:		Trans. Dev. Credits Requested:	
Amendment Date & Action:		Trans. Deve Credits Awarded (Date & Amount):	

<u>General Project Information</u>		<u>Funding Information (YOE)</u>	
Project Sponsor:	LRGVDC	Federal Funding Category:	
MPO Project #	HCVM-113	Federal (FTA) Funds:	\$ -
		State Funds from TxDOT:	\$ 250,709
Apportionment Year:	2024	Other Funds:	\$ -
Project Phase:		Fiscal Year Cost:	\$ 250,709
Brief Project Description:	Operations	Total Project Cost (YOE):	\$ 250,709
Sec 5309 ID Number:		Trans. Dev. Credits Requested:	
Amendment Date & Action:		Trans. Deve Credits Awarded (Date & Amount):	

<u>General Project Information</u>		<u>Funding Information (YOE)</u>	
Project Sponsor:	LRGVDC	Federal Funding Category:	5339
MPO Project #	HCVM-114	Federal (FTA) Funds:	\$ 532,369
		State Funds from TxDOT:	\$ -
Apportionment Year:	2024	Other Funds:	\$ 133,092
Project Phase:		Fiscal Year Cost:	\$ 665,461
Brief Project Description:	Capital	Total Project Cost (YOE):	\$ 665,461
Sec 5309 ID Number:		Trans. Dev. Credits Requested:	
Amendment Date & Action:		Trans. Deve Credits Awarded (Date & Amount):	

<u>General Project Information</u>		<u>Funding Information (YOE)</u>	
Project Sponsor:	LRGVDC	Federal Funding Category:	5310
MPO Project #	HCVM-115	Federal (FTA) Funds:	\$ 584,124
		State Funds from TxDOT:	\$ -
Apportionment Year:	2024	Other Funds:	\$ 146,031
Project Phase:		Fiscal Year Cost:	\$ 730,155
Brief Project Description:	Capital	Total Project Cost (YOE):	\$ 730,155
Sec 5309 ID Number:		Trans. Dev. Credits Requested:	
Amendment Date & Action:		Trans. Deve Credits Awarded (Date & Amount):	

<u>General Project Information</u>		<u>Funding Information (YOE)</u>	
Project Sponsor:	City of McAllen	Federal Funding Category:	5307
MPO Project Information (reference number, etc.)	HCMM-059	Federal (FTA) Funds	\$ 687,831
Apportionment Year	2024	State Funds from TxDOT:	\$ -
Project Phase:		Other Funds	\$ 687,831
Brief Project Description:	OPERATING ASSISTANCE	Fiscal Year Cost	\$ 1,375,662
Sec 5309 ID Number		Total Project Cost (YOE)	\$ 1,375,662
Amendment Date & Action		Trans. Dev. Credits Requested	
		Trans. Deve Credits Awarded (Date & Amount)	

<u>General Project Information</u>		<u>Funding Information (YOE)</u>	
Project Sponsor:	City of McAllen	Federal Funding Category:	5307
MPO Project Information (reference number, etc.)	HCMM-060	Federal (FTA) Funds	\$ 2,217,192
Apportionment Year	2024	State Funds from TxDOT:	\$ -
Project Phase:		Other Funds	\$ 443,448
Brief Project Description:	PREVENTIVE MAINTENANCE	Fiscal Year Cost	\$ 2,660,640
Sec 5309 ID Number		Total Project Cost (YOE)	\$ 2,660,640
Amendment Date & Action	Revised Funds - 8/2021	Trans. Dev. Credits Requested	
		Trans. Deve Credits Awarded (Date & Amount)	

<u>General Project Information</u>		<u>Funding Information (YOE)</u>	
Project Sponsor:	City of McAllen	Federal Funding Category:	
MPO Project Information (reference number, etc.)	HCMM-061	Federal (FTA) Funds	
Apportionment Year	2024	State Funds from TxDOT:	\$ 210,057
Project Phase:		Other Funds	
Brief Project Description:	ADMINISTRATION / OPERATION	Fiscal Year Cost	\$ 210,057
Sec 5309 ID Number		Total Project Cost (YOE)	\$ 210,057
Amendment Date & Action		Trans. Dev. Credits Requested	
		Trans. Deve Credits Awarded (Date & Amount)	

Federal Share (5307)	\$	5,810,046
Local Share (5307)	\$	3,557,535
State Share	\$	460,766
Total Cost	\$	<u>9,828,347</u>

Federal JARC		
Local JARC		
Federal New Freedom		
Local New Freedom		
Federal Share 5310	\$	584,124
Local Share 5310	\$	146,031
Federal Share 5339	\$	532,369
Local Share 5339	\$	133,092
Total	\$	<u>11,223,963</u>

Development credits

DRAFT

Transit Financial Summary
Hidalgo County Area - RGVMP
FY 2021-2024 Transportation Improvement Program

All Figures in Year of Expenditure (YOE) Dollars

Current as of June 2021

Transit Program	FY 2021			FY 2022			FY 2023		
	Federal	State/Other	Total	Federal	State/Other	Total	Federal	State/Other	Total
1 Sec. 5307 - Urbanized Formula >200K	23,522,507	5,993,955	29,516,462	5,810,046	4,120,539	9,930,585	6,210,046	3,867,592	10,077,638
2 Sec. 5307 - Urbanized Formula <200K									
3 Sec. 5309 - Discretionary									
4 Sec. 5310 - Elderly & Individuals w/Disabilities	629,019	155,010	784,029	584,124	146,031	730,155	629,019	155,010	784,029
5 Sec. 5311 - Nonurbanized Formula									
6 Sec. 5316 - JARC >200K									
7 Sec. 5316 - JARC <200K									
8 Sec. 5316 - JARC Nonurbanized									
9 Sec. 5317 - New Freedom >200K									
10 Sec. 5317 - New Freedom <200K									
11 Sec. 5317 - New Freedom Nonurbanized									
12 Sec. 5339 - Bus & Bus Facilities	532,369	133,092	665,461	532,369	133,092	665,461	532,369	133,092	665,461
13 Other FTA									
14 Regionally Significant or Other									
Total Funds	\$24,683,895	\$6,282,057	\$30,965,952	\$6,926,539	\$4,399,662	\$11,326,201	\$7,371,434	\$4,155,694	\$11,527,128
Transportation Development Credits Requested			\$2,217,348						
Awarded									

All Figures in Year of Expenditure (YOE) Dollars

Transit Program	FY 2024			Total		
	Federal	State/Other	Total	Federal	State/Other	Total
1 Sec. 5307 - Urbanized Formula >200K	5,810,046	4,018,301	9,828,347	41,352,645	18,000,386	59,353,031
2 Sec. 5307 - Urbanized Formula <200K						
3 Sec. 5309 - Discretionary						
4 Sec. 5310 - Elderly & Individuals w/Disabilities	584,124	146,031	730,155	2,426,286	602,082	3,028,368
5 Sec. 5311 - Nonurbanized Formula						
6 Sec. 5316 - JARC >200K						
7 Sec. 5316 - JARC <200K						
8 Sec. 5316 - JARC Nonurbanized						
9 Sec. 5317 - New Freedom >200K						
10 Sec. 5317 - New Freedom <200K						
11 Sec. 5317 - New Freedom Nonurbanized						
12 Sec. 5339 - Bus & Bus Facilities	532,369	133,092	665,461	2,129,476	532,368	2,661,844
13 Other FTA - 5311 (f)						
14 Regionally Significant or Other						
Total Funds	\$6,926,539	\$4,297,424	\$11,223,963	\$45,908,407	\$19,134,836	\$65,043,243
Transportation Development Credits Requested						\$2,217,348
Awarded						

Transit Financial Summary
RGVMPO - Regional Totals
FY 2021 - 2024 Transportation Improvement Program

All Figures in Year of Expenditure (YOE) Dollars

Current as of June 2021

Transit Program	FY 2021			FY 2022			FY 2023		
	Federal	State/Other	Total	Federal	State/Other	Total	Federal	State/Other	Total
1 Sec. 5307 - Urbanized Formula >200K	26,094,966	7,720,663	33,815,629	8,496,538	5,969,047	14,465,585	8,896,538	5,716,100	14,612,638
2 Sec. 5307 - Urbanized Formula <200K	2,187,735	1,188,057	3,375,792	2,027,452	1,285,787	3,313,239			
3 Sec. 5309 - Discretionary									
4 Sec. 5310 - Elderly & Individuals w/Disabilities	793,049	210,579	1,003,628	750,435	187,610	938,045	795,330	196,589	991,919
5 Sec. 5311 - Nonurbanized Formula									
6 Sec. 5316 - JARC >200K									
7 Sec. 5316 - JARC <200K									
8 Sec. 5316 - JARC Nonurbanized									
9 Sec. 5317 - New Freedom >200K									
10 Sec. 5317 - New Freedom <200K									
11 Sec. 5317 - New Freedom Nonurbanized									
12 Sec. 5339 - Bus & Bus Facilities	796,681.00	199,170.00	995,851.00	836,087.00	186,689.00	1,022,776.00	836,087.00	186,689.00	1,022,776.00
13 Other FTA - 5311 (f)									
14 Regionally Significant or Other	3,680,000	2,434,138	6,114,138						
Total Funds	\$33,552,431	\$11,752,607	\$45,305,038	\$12,110,512	\$7,629,133	\$19,739,645	\$10,527,955	\$6,099,378	\$16,627,333
Transportation Development Credits Requested			\$2,338,838			\$116,333			\$121,490
Transportation Development Credits Awarded									

All Figures in Year of Expenditure (YOE) Dollars

Transit Program	FY 2024			Total		
	Federal	State/Other	Total	Federal	State/Other	Total
1 Sec. 5307 - Urbanized Formula >200K	8,496,538	5,866,809	14,363,347	51,984,580	25,272,618	77,257,198
2 Sec. 5307 - Urbanized Formula <200K				4,215,187	2,473,844	6,689,031
3 Sec. 5309 - Discretionary						
4 Sec. 5310 - Elderly & Individuals w/Disabilities	750,435	187,610	938,045	3,089,249	782,388	3,871,637
5 Sec. 5311 - Nonurbanized Formula						
6 Sec. 5316 - JARC >200K						
7 Sec. 5316 - JARC <200K						
8 Sec. 5316 - JARC Nonurbanized						
9 Sec. 5317 - New Freedom >200K						
10 Sec. 5317 - New Freedom <200K						
11 Sec. 5317 - New Freedom Nonurbanized						
12 Sec. 5339 - Bus & Bus Facilities	836,087.00	186,689.00	1,022,776.00	3,304,942	759,237	4,064,179
13 Other FTA - 5311 (f)						
14 Regionally Significant or Other				3,680,000	2,434,138	2,434,138
Total Funds	\$10,083,060	\$6,241,108	\$16,324,168	\$66,273,958	\$31,722,225	\$97,996,183
Transportation Development Credits Requested			\$116,333			\$2,692,994
Transportation Development Credits Awarded						

FY 2021-2024 Transit TIP Revisions & Modifications

Brownsville Metro

PHRBMPO112 – Operating Assistance – Funding Revised

PHRBMPO113 – Other Capital Program Items (PM) – Funding Revised

PHRBMPO114 – Parking Garage – Project Description & Funding Revised

PHRBMPO115 – Other Capital Program Items (PM) – Funding Revised

PHRBMPO116 – Capital for Bus Equipment (Mobile Fare Collection) – Funding Revised

New Projects:

PHRBMPO135 – Capital (Ride Systems Application)

PHRBMPO136 – Capital (PL)

Metro McAllen

HCMM-025 – Operating Assistance – Delete Project

HCMM-028 – Operating Assistance – Delete Project

HCMM-036 – Operating Assistance – Delete Project

HCMM-037 – Preventive Maintenance – Delete Project

HCMM-044 – Training – Funding Revised

HCMM-045 – Marketing – Funding Revised

HCMM-039 – Operating Assistance – Delete Project

HCMM-040 – Preventive Maintenance – Delete Project

HCMM-047 – Operating Assistance – Funding Revised

HCMM-055 – Park & Ride South – Funding Revised

HCMM-052 – Administration/Operation – Delete Project

HCMM-057 – Preventive Maintenance – Funding Revised

New Projects:

HCMM-062 – Planning – Bus Rapid Transit

HCMM-063 – Land Acquisition (Bus Rapid Transit)

HCMM-064 – Shop Equipment

HCMM-065 – Consulting – Bus Rapid Transit

HCMM-066 – Security Cameras

HCMM-067 – North Transfer Hub Construction

HCMM-068 - North Transfer Hub Construction (American Recovery Act Funds)

HCMM-069 – Capital (North Transfer Hub)

FY 2022-23 Unified Planning Work Program

DRAFT July 8, 2021

**RGV
MPO**

“This report was funded in part through grant[s] from the Federal Highway Administration and Federal Transit Administration, U.S. Department of Transportation. The views and opinions of the authors [or agency] expressed herein do not necessarily state or reflect those of the U.S. Department of Transportation.”

I. INTRODUCTION

The Federal-Aid Highway Act of 1962 was the first piece of legislation to require a transportation plan from a metropolitan area in order to receive federal funds. This was the first time that a planning process was required of an urban area rather than a city. The act also mandated that the process for developing such plans and programs provide for consideration of all modes of transportation and be *continuing*, *cooperative*, and *comprehensive* (3C), to the degree appropriate.

In 1973, the Federal-Aid Highway Act formally created Metropolitan Planning Organizations (MPOs), which had the ability to choose a transportation planning process that would best fit the community. MPOs would prepare Transportation Improvement Programs (TIPs), Unified Planning Work Programs (UPWPs) [currently required under 23 CFR Part 420 and 23 CFR Part 450.308], and long-range plans, but could not prioritize projects depending on their degree of importance for the urbanized area.

The Intermodal Surface Transportation Efficiency Act (ISTEA) of 1991 expanded the roles of the MPOs as well as the states making them more powerful as a decision-making organization. They were also required to prioritize their projects, placing emphasis on those needed due to financial constraints. Projects in the Transportation Improvement Program (TIP) were now obligated to precisely follow the recommendations of the adopted Long-Range Plan in the metropolitan area.

The Transportation Equity Act for the 21st Century (TEA 21) of 1998 continued the expanded roles of MPOs in the planning process. The sixteen factors of planning were then rolled into seven areas of planning emphasis known also as planning factors. TEA21 further refined many questions that arose out of ISTEA.

The Safe, Accountable, Flexible, Efficient Transportation Equity Act: A Legacy for Users (SAFETEA-LU) approved by the President on August 10, 2005 addresses the many challenges facing our transportation system today – challenges such as improving safety, reducing traffic congestion, improving efficiency in freight movement, increasing inter-modal connectivity, and protecting the environment – as well as laying the groundwork for addressing future challenges. SAFETEA-LU promotes more efficient and effective Federal surface transportation programs by focusing on transportation issues of national significance, while giving State and local transportation decision makers more flexibility for solving transportation problems in their communities.

The Moving Ahead for Progress on the 21st Century (MAP-21) signed into law in 2012 supports the same transportation factors with the difference of placing considerable effort and emphasis towards developing and implementing performance measures to identify the effectiveness of transportation investments.

The new Transportation Bill Fixing America's Surface Transportation Act (FAST-Act) signed into law by President Obama on December 4th, 2015, is the first federal law in over ten years to provide long-term funding for surface transportation. It authorizes funding for highway infrastructure, highway and motor vehicle safety, public transportation, motor carrier safety, hazardous materials safety, rail and research technology and statistics programs. FAST Act continues the Highway Safety Improvement Program (HSIP) to achieve a significant reduction in traffic fatalities and serious injuries on all public roads.

HISTORY OF THE RIO GRANDE VALLEY MPO

On April 24, 2019, regional elected officials held a signing ceremony at the Lower Rio Grande Valley Development Council requesting a re-designation for the 3 Metropolitan Planning Organizations located in in the Rio Grande Valley, Brownsville MPO, Harlingen-San Benito MPO and Hidalgo County MPO, into a singular regional planning organization named the Rio Grande Valley Metropolitan Planning Organization (RGVMPO). On May 14, 2019, Governor Greg Abbott signed and approved the re-designation and creation of the RGVMPO and on June 26, 2019 the RGVMPO Policy Board held its first official meeting. By-laws and Chairman Ambrosio Hernandez, Mayor of Pharr and Vice Chairman, Eddie Trevino, Cameron County Judge were the first officers elected to the newly formed RGVMPO.

A. PURPOSE

The FY 2022-2023 UPWP is a two-year budget in which the Rio Grande Valley Metropolitan Planning Organization (RGVMPO) staff defines the tasks that are to be undertaken to meet the requirements of MAP-21 and FAST-Act, and to provide an open, transparent resource for the public on what funds are being expended to meet these requirements.

FAST-Act amended the Scope of the Planning Process to include the following planning factors:

- 1) Support the economic vitality of the metropolitan area, especially by enabling global competitiveness, productivity, and efficiency.
- 2) Increase the safety of the transportation system for motorized and non-motorized users.
- 3) Increase the security of the transportation system for motorized and non-motorized users.
- 4) Increase the accessibility and mobility of people and for freight.
- 5) Protect and enhance the environment, promote energy conservation, improve the quality of life, and promote consistency between transportation improvements and State and local planned growth and economic development patterns.
- 6) Enhance the integration and connectivity of the transportation system, across and between modes, for people and freight.
- 7) Promote efficient system management and operation.
- 8) Emphasize the preservation of the existing transportation system.
- 9) Improve the resiliency and reliability of the transportation system and reduce or mitigate stormwater impacts of surface transportation.
- 10) Enhance travel and tourism.

In compliance with FAST-Act just like with MAP 21, the RGVMPO will be working and will continue working on developing performance measures to address the following goals identified in 23 USC 150:

- 1) Safety - To achieve a significant reduction in traffic fatalities and serious injuries on all public roads.
- 2) Infrastructure condition - To maintain the highway infrastructure asset system in a state of good repair.
- 3) Congestion reduction - To achieve a significant reduction in congestion on the National Highway System.
- 4) System reliability - To improve the efficiency of the surface transportation system.
- 5) Freight movement and economic vitality - To improve the national freight network, strengthen the ability of rural communities to access national and international trade markets, and support regional economic development.
- 6) Environmental sustainability - To enhance the performance of the transportation system while protecting and enhancing the natural environment.
- 7) Reduced project delivery delays - To reduce project costs, promote jobs and the economy, and expedite the movement of people and goods by accelerating project completion through eliminating delays in the project development and delivery process, including reducing regulatory burdens and improving agencies' work practices.

ADDRESSING MAP-21 PLANNING EMPHASIS AREAS

As conveyed by the US Department of Transportation on April 23rd, 2014 where it stated “With the renewed focus on transportation planning brought about by the MAP-21, Transportation Secretary Foxx, and the pending issuance of proposed transportation planning regulations. Federal Highway Administration (FHWA) and Federal Transit Administration’s (FTA) Offices of Planning are jointly issuing Planning Emphasis Areas (PEAs). The PEAs are planning topical areas that we want to place emphasis on as the Metropolitan Planning Organizations (MPOs) and the State DOTs develop their respective planning work programs”. We are asking our FHWA and FTA field offices to meet with their MPO and State DOT counterparts to discuss these emphasis areas and encourage the MPOs and the States to develop and identify work tasks associated with the planning emphasis areas for inclusion in their upcoming unified planning work programs and statewide planning and research work programs for federal FY-2016. The planning emphasis areas for Federal FY-2016 include:

MAP-21 Implementation. - Transition to Performance Based Planning and Programming.

RGVMPO Expected Activities. - The development of performance measures in consultation with local transit providers and planning partners in establishing, developing, and monitoring performance measures as they relate to safety and congestion. Some of these MAP-21 efforts are already part of the RGVMPO’s planning activities as identified in Subtask 5.2 Incident Management Program and Subtask 5.3 Congestion Data Collection. In these subtasks the RGVMPO has been utilizing the Crash Records Information System (CRIS) created by the Texas Department of Transportation to monitor and analyze crash and fatality incidents in Hidalgo County. Just as other MPO’s, the RGVMPO is new in establishing performance measures and will do so as soon as possible.

Ladders of Opportunity. - Access to essential services - as part of the transportation planning process, identify transportation connectivity gaps in access to essential services.

RGVMPO Expected Activities. - Due to the nature of the Rio Grande Valley having many *colonias*, and a large percentage of the population under the poverty level, the RGVMPO will address Title VI and Environmental Justice efforts as soon as possible. These documents also provide the RGVMPO with the opportunity to hear from the under-served populations in identifying gaps in transportation and connectivity. Some of these efforts are identified in Subtasks 1.2 Public Participation, 2.2 Title VI, and 4.1 Metropolitan Multimodal Plan.

The RGVMPO will be producing its transit plan, bike plan and pedestrian plan through the facilitation of a consultant. Once the three plans have been updated, it is the goal of the RGVMPO to identify gaps between pedestrian, bicycle, transit and highway facilities as part of the overall multimodal plan to provide every person with access to mobility through the transportation alternative of their choice.

PUBLIC PARTICIPATION PLAN

The RGVMPO at a minimum, has produced a written and adopted Public Participation Plan (PPP) on September 25, 2019. This policy covers minimum time periods for public review and comments on initiatives undertaken or amended by the RGVMPO.

The RGVMPO will consult and coordinate with other transportation planning agencies such as Valley Metro, Metro McAllen and Brownsville Metro to partner with them in the transportation planning process.

The goal of the PPP is cooperation and continuing the effort to provide citizens, public agencies, representatives of public transportation employees, freight shippers, providers of freight transportation services, private providers of transportation, representatives of users of public transportation, representatives of the disabled, and other interested parties with a reasonable opportunity to comment on any planning activity.

To reach out to citizens and agencies listed above, RGVMPO staff will initiate a quarterly newsletter as an effort to provide greater outreach to the RGV region. In other attempts, the RGVMPO will initiate the MPO's Web Page, the RGVMPO will constantly be updating it with meeting agendas, meeting minutes, oral meeting minutes in English and Spanish, amendments, calendar events, completed studies, Metropolitan Transportation Plan (MTP), Transportation Improvement Program (TIP), Unified Planning Working Program (UPWP), Annual Performance and Expenditure Report (APER), Annual Project Listing (APL), and any other updates.

In addition, the RGVMPO will mail out flyers of amendments and public meetings and/or hearings to the libraries, city halls and chambers of commerce to post at a visual and accessible location for public access. As identified in the PPP, the public meetings and/or hearings will be located on a transit accessible route.

In accordance with Senate Bill 1237 signed by the Governor on June 19th, 2015 requiring “Internet broadcast and archive of open meetings in a manner that complies with Section 551.128(c), Government Code. A metropolitan planning organization shall broadcast over the Internet live video and audio of each open meeting held by the policy board. Subsequently, the organization shall make available through the organization’s Internet website archived video and audio for each meeting for which live video and audio has provided under this section”. The RGVMPO staff purchased hardware and software to have the capability to comply with this requirement.

B. DEFINITION OF THE AREA

The Rio Grande Valley Metropolitan Planning Organization is in the southern tier of the state of Texas. It shares an international border with Mexico and its boundaries lie within the Lower Rio Grande Valley, now known as Rio South Texas. The RGVMPO is comprised of the following cities: Alamo, Alton, Bayview, Brownsville, Combes, Donna, Edcouch, Edinburg, Elsa, Escobares, Granjeno, Harlingen, Hidalgo, Indian Lake, La Feria, La Grulla, La Joya, La Villa, Los Fresnos, Los Indios, McAllen, Mercedes, Mission, Palm Valley, Palmhurst, Palmview, Peñitas, Pharr, Primera, Progreso, Progreso Lakes, Rancho Viejo, Rangerville, Rio Grande, Rio Hondo, Roma, San Benito, San Juan, Santa Rosa, Sullivan City, and Weslaco. The RGVMPO is also comprised of unincorporated urbanized areas of Cameron and Hidalgo County. Governor Greg Abbott approved the re-designation agreement for the RGVMPO on May 14, 2019. On June 26, 2019, the Transportation Policy Board (TPB) approved the newly created Metropolitan Area Boundary (MAB) map that was created by merging the three (3) separate Rio Grande Valley MPO's, Brownsville, Harlingen-San Benito and Hidalgo County on November 5, 2019, and approved by Governor Greg Abbott on March 5, 2021. On April 28, 2021, the Transportation Policy Board (TPB) amended the MAB to include Starr county, and is seeking approval of the newly formed MAB by the governor. A map depicts the area in Appendix B.

C. ORGANIZATION

The RGVMPO is composed of a Technical Advisory Committee (TAC) and a Transportation Policy Board (TPB). The TAC membership consists of local officials and planners from the cities and the counties within the MPO boundary. The TAC is responsible for making planning recommendations to the TPB for action. The TPB is responsible for policymaking in transportation planning issues. An updated list of the policy committee members is enclosed in Appendix A.

The RGVMPO contains subcommittees, which deal with specialized issues such as Transit, Multimodal, Data Criteria, Freight, Congestion, Land Use and more recently the Bicycle and Pedestrian Advisory Committee (BPAC). The TAC Chairperson will appoint subcommittees to carry out the Technical Advisory Committee's tasks, as he/she deems necessary. Appendix G contains an updated list of the Technical Committee and subcommittee members.

D. PRIVATE SECTOR INVOLVEMENT

The private sector has been utilized in the past to develop plans for special studies. A consultant has been engaged by the MPO, in developing Long Range Plans (MTP) as well as a Bike Pedestrian Plan and for a Regional Transit Plan. Furthermore, a consultant has been contracted for a regional Congestion Management Process.

E. PLANNING ISSUES AND EMPHASIS

The RGVMPO has the need to address mobility through added capacity and rehabilitation of the existing system as well as public transportation needs without the financial resources required. Public participation in conjunction with the transportation planning partners is critical to prioritize projects and funding to obtain the utmost benefit for the community with the resources available. This is where subcommittees such as transit, land use, freight, multimodal, data criteria, congestion, and the bicycle and pedestrian advisory committee play a vital role. The active participation of the RGVMPO TPB and TAC along with the subcommittees will make it possible for the RGVMPO to make successful planning decisions and strategies to address mobility and transit in Lower Rio Grande Valley.

II. TASK 1.0- ADMINISTRATION/MANAGEMENT

A. OBJECTIVE

This task includes the coordination of transportation planning activities among local, state, and federal participating agencies. It also includes training, supply/equipment purchases, the hiring and training of new MPO Staff and MPO Public Participation Plan.

Additional objectives:

- To develop public information exchange and education programs which increases public interest and participation in ongoing transportation planning activities.
- To promote public involvement and communication in “best practices” for land use/transportation interactions.
- To obtain and maintain computer hardware, software, technical support, and training necessary to maintain transportation planning activities.
- To re-develop the RGVMPPO’s website to meet the growing needs of the organization. For the website to meet all work aspects, the RGVMPPO needs to migrate from an outdated content management system to a better supported content management system that will tie in with our current video live stream provider. The RGVMPPO has contracted a consultant to design and develop a new intuitive and modern website.

B. EXPECTED PRODUCTS

LRGVDC staff in coordination with RGVMPPO staff will submit billing statements to the Texas Department of Transportation (TxDOT), implement Transportation Systems Management Elements, and coordinate public participation programs. These tasks will be distributed between the Administration, Public Participation, and Staff Development sub-tasks.

Travel for the director and and/or staff to attend the annual Transportation Research Board (TRB) conference and the annual Association of MPO’s (AMPO) conferences will be allocated to this task. Staff is also expected to have representation at the Texas Association of MPO’s (TEMPO) meetings.

C. PREVIOUS WORK

The Rio Grande Valley MPO Staff performed several activities under this task, including, but not limited to, the coordination of transportation planning activities in conjunction with staff from Reynosa; the development of the planning work program and the budget; management of transportation planning funds; the implementation of policies necessary to maintain the “3-C” planning process; and the creation of the public participation plan to efficiently gather public input. Staff attended several conferences, forums, training, and other appropriate seminars. Texas A&M Transportation Institute (TTI) performed a study in 2020, identifying the need for RGVMPO staff to expand in the direction of 13 to 16 individuals. Since that study, the RGVMPO has hired 4 more staff members, including Planners and GIS Specialist, to increase the staff count from 8 to 12. Together with the staff increase, the RGVMPO now offers a seamless regional planning process and connectivity plan for the local governments and for the public by operating out of two offices in both Hidalgo and Cameron Counties. RGVMPO applied a virtual cloud file storage ecosystem utilizing office 365 SharePoint services to assure harmonious information sharing, regardless of staff location.

D. SUBTASKS

Subtask 1.1: Program Support

This task will be performed entirely by the staff of the MPO. The primary activities, which take place under Program Support, include the following:

- 1.1.1 Development and distribution of reports required by the federal government or by the Transportation Policy Committee.
- 1.1.2 Development of transportation planning activities.
- 1.1.3 Coordination of transportation planning activities.
- 1.1.4 Budgeting and management of transportation planning activities.
- 1.1.5 Development and implementation of the policies/guidelines necessary to maintain the “3-C” planning process.
- 1.1.6 Conducting meetings necessary to carry out and maintain the transportation planning process by providing support to advisory committees.

- 1.1.7 Development of processes for obtaining increased public input and participation in the transportation planning process.
- 1.1.8 Development and revision of the PPP, Bylaws, and other related documents as needed.
- 1.1.9 Coordinating and working with other agencies and organizations involved in the planning, programming and implementation of transportation projects and other transportation activities.

Subtask 1.2: Public Participation Plan (adopted September 25, 2019)

This task consists of our public participation plan activities. Included in this task are our quarterly newsletters provided in English and Spanish and advertising budget. MPO Staff will continue to create and distribute a quarterly newsletter statewide. The newsletters will be made available to the public online at www.RGVMPO.org, via mail, e-mail, Facebook, Twitter and YouTube. The newsletters will also be distributed to several locations within Cameron, Hidalgo, & Starr County, including but not limited to, Libraries, Transit Routes, City Halls, Chambers of Commerce, and the Lower Rio Grande Valley Development Council (LRGVDC). MPO Staff will continuously update the MPO website through coordination with the Webmaster. The RGVMPO will archive TPB meetings as part of the SB 1237 so they can be reviewed by the public. MPO staff will also work with guidance from the TPB to assure that the current Public Participation Plan process is updated and reflective of the current needs and assessments of the RGVMPO. The RGVMPO staff will continue efforts to address essential services by identifying transportation connectivity gaps as part of the Ladders of Opportunity established by MAP-21. In accordance with the FAST-ACT, RGVMPO staff will also utilize Spanish material to target the under-served populations in Cameron, Hidalgo, and Starr County in conjunction with the LEP and Four Factor Analysis tools.

Brownsville Metro (B Metro) staff will undertake public involvement and correspondence activities for special projects that would involve the leveraging of funds through Cameron County by leveraging 5307 funding as well as Economic Development Corporations, and other opportunities, some of which may require revisions to the TIP/MTP documents.

Subtask 1.3: TAC and TPB Workshops

When feasible, the MPO staff will conduct a workshop on a variety of MPO topics for the TPB and TAC members. Some past examples include: A Multimodal Workshop, a review of basic MPO documents, including the UPWP and TIP, and an Introduction to the MPO for newer members.

Subtask 1.4: Computer and Equipment Purchases

This task consists of MPO software licenses and agreements for the computer system within the RGVMPPO offices. The RGVMPPO has a contract with a local firm, Wireless Internet, for the provision of technical (IT) support for the entire RGVMPPO network of computers, plotters, printers, iPads, server, etc. RGVMPPO Staff will continue upgrading computer(s)/server, hardware and software as the budget allows. As a result, from the purchase of an additional GIS server in 2016, the RGVMPPO Staff was able to create the United Metropolitan Area Planning (UMAP) database which is an interactive system that reflects all types of data such as geographic, statistical, economic, and demographic data and information for the Counties of Cameron, Hidalgo, and Starr. This information is accessible to the public and planning partners for their review and consultation. As the server becomes outdated, or runs out of space, RGVMPPO Staff will need to purchase server upgrades and supporting hardware and software to save and store the day-to-day work projects. As the number of RGVMPPO Staff grows, the RGVMPPO will need to purchase laptops, monitors, keyboards, and peripherals as needed as well as GIS devices and/or GIS desktop computers, to accommodate RGVMPPO Staff or replace existing units as they become outdated and/or they stop functioning. The RGVMPPO will also be seeking software licenses and updates as appropriate to update visualization and social media to assure seamless planning processes and public information sharing. Due to the demand of our current domain and GIS servers along with the corresponding services they provide, the processing capabilities needed to process these servers have been kept in a physical environment instead of moving to a cloud-based ecosystem. These physical servers will need constant upgrades or replacements within the next 2 years due to current operating systems becoming unsupported by Microsoft. ~~The RGVMPPO will also be seeking to acquire drones, software and updated aerial photos that will help improve the required visualization aspects of FAST Act.~~

All LRGVDC Procurement Regulations and Federal Regulations will be followed during the purchase of all new office equipment, and equipment purchases greater than \$5,000 will require and seek prior approval from FHWA and TxDOT.

In accordance with Senate Bill 1237 signed by the Governor on June 19th, 2015 and taking effect on September 1st, 2015, requiring “Internet broadcast and archive of open meetings in a manner that complies with Section 551.128(c), Government Code. A metropolitan planning organization shall broadcast over the Internet live video and audio of each open meeting held by the policy board. Subsequently, the organization shall make available through the organization’s Internet website archived video and audio for each meeting for which live video and audio has provided under this section”.

Subtask 1.5: Staff Development

This subtask is to allow the Directors and staff to attend appropriate courses, seminars, and workshops to develop expertise in technical and policy transportation planning as the budget and staff workloads allow. Travel for the directors and/or staff to attend the annual TRB conference in January and the annual AMPO conference and TEMPO meetings will be allocated to this subtask. Out of state travel will require prior TPP approval.

Subtask 1.6: Transit Administration/Brownsville Metro

- Brownsville Metro staff will administer the associated transit planning activities for the Brownsville urbanized area. These activities include revisions/updates to the transit asset management plan, development of the public transportation agency safety plan, as well as liaison work with the regional transit advisory panel and other local agencies.

E. FUNDING SUMMARY

Task 1 –FY2022-2023

Subtask	Responsible Agency	Transportation Planning Funds (TPF) ¹	FTA Sect. 5307	Local	Total
1.1	MPO	\$ 1,387,085.50	\$0	\$0	\$ 1,387,085.50
1.2	MPO, Brownsville	\$ 168,638.31	\$16,000	\$4,000	\$ 188,638.31
1.3	MPO	\$ 4,289.67	\$0	\$0	\$ 4,289.67
1.4	MPO	\$ 130,924.70	\$0	\$0	\$ 130,924.70
1.5	MPO	\$ 103,393.32	\$0	\$0	\$ 103,393.32
1.6	Brownsville	\$0	\$24,000	\$6,000	\$ 30,000.00
TOTAL		\$1,794,331.50	\$40,000	\$10,000	\$ 1,844,331.50

TxDOT will apply transportation development credits sufficient to provide the match for FHWA PL-112 and FTA Section 5303 programs. As the credits reflect neither cash nor man-hours, they are not reflected in the funding tables.

(1) TPF– This includes both FHWA PL-112 and FTA Section 5303 funds

III. TASK 2.0 DATA DEVELOPMENT AND MAINTENANCE

A. OBJECTIVE

The main objective of this task is to maintain and update the databases we have established. The databases have been created for the provision of information and analysis to support the Metropolitan Planning Organization’s planning efforts. This includes population forecasting, employment information, and increase of food deserts in tandem with information regarding income contained within the national emphasis on Title VI of the Civil Rights Act of 1964.

- To collect, process and analyze demographic and geographic data necessary to develop and implement regional transportation plans and systems.
- To develop and maintain advanced state-of-the-practice travel demand modeling tools and explore *advanced practice* modeling methods that enhances the region's capabilities for regional, sub regional, and corridor planning and analysis.
- To participate in the ongoing data collection efforts of other transportation agencies in the region and expedite the sharing of roadway inventory data and candidate roadway project information between transportation agencies.

- Enhance the understanding of regional impacts of commercial vehicle operations and traffic accidents in the region.
- To develop the technical expertise to support for emergency evacuation planning for the region.

B. EXPECTED PRODUCTS

Data base development and maintenance involves continuously updating the transportation model network and trip generation base. RGVMPO staff will update the FY 2045 Forecast Model and continue to develop a comprehensive scenario planning based Land Use Plan.

C. PREVIOUS WORK

Staff worked with local municipalities and planning partners to run travel demand model of the local project in the area. Staff updated parcel data and land use data in preparation for a 2045 MTP update. Staff worked with transit providers to assist in geocoding bus sign, bus stop and other transit assets.

D. SUBTASKS

Subtask 2.1: Demographic Data

This task involves continuously updating the land use map and utilize socio-economic data that is provided by our member cities. RGVMPO staff will utilize the land use map for the forecast FY 2045 transportation model and for use in demographic and employment forecasting to support regional and local transportation planning efforts. RGVMPO staff will be doing an inventory of all neighborhoods (including colonias) and monitor for any new development. [Ongoing] Food deserts, as defined by Center for Disease Control (CDC), is an area that “lack[s] access to affordable fruits, vegetables, whole grains, low-fat milk, and other foods that make up the full range of a healthy diet.” There are various measures that can help in identifying a food desert. The United States Department of Agriculture (USDA) notes some of these measures as the number of food sources in an area and the proximity for the residents to those food sources. After identifying and gathering this data within the RGVMPO MAB information is passed on to the transit providers (Valley Metro, Metro McAllen, and B Metro) so they can help families with limited income or access to vehicles.

Subtask 2.2: Title VI Civil Rights Evaluation

The RGVMPO Staff will continue to study analysis tools as related to Title VI, as well as the MPO's adopted performance measure of Travel Time Savings for each community. RGVMPO Staff will be performing special analysis work to identify where low-income, minority, and *colonia* populations, are located within Cameron, Hidalgo, and Starr County. RGVMPO Staff will then produce various visual aids to show the relation of current and future projects, including location relative to the identified groups as well as the relation of transit routes to these identified areas. MPO Staff will produce maps to be used as analysis tools for identifying any possible equity issues with relationship to projects, transit routes and the relationship of transit routes to hospitals, schools, daycares, *colonias*, historical landmarks, wildlife refuges, elderly communities, and grocery store locations (to mention a few). Maps produced for the TIP will clearly indicate that none of the identified communities will suffer any undue burden for the region's greater benefit.

The RGVMPO staff will also continue efforts to address essential services in identifying transportation connectivity gaps as part of the Ladders of Opportunity established by FAST-Act by utilizing Spanish material to target the under-served populations in Cameron, Hidalgo, and Starr County in conjunction with the LEP and Four Factor Analysis tools.

Subtask 2.3: Model Work

In 2009, regional MPO Staff began work on the joint district wide transportation model, as well as the new base year 2009 model for Hidalgo County, as provided by the Texas Department of Transportation, and the Transportation Planning and Programming Division. MPO Staff will coordinate the new model work with the Harlingen-San Benito and Brownsville MPOs to assure a true reflection of traffic movement throughout the valley region. MPO staff will attend training courses pertaining to the different computer programs and/or databases being utilized by the RGVMPO. RGVMPO Staff in coordination with TxDOT has contracted a consultant to aide in the development of the overall Rio Grande Valley Regional Travel Demand Model (TDM) which will produce a 2045 forecasted TDM, ATG has 19 years' experience in TDM development. The scope of work includes: 1) Holding Delphi meetings with all stakeholders to acquire demographic information, 2) Working with RGVMPO staff to collect and verify demographic data, 3) Review and revise traffic analysis zones (TAZs), 4) Review and analyze existing roadway

network and attribute, 5) Develop a forecast year network, 6) Present final TDM to RGVMPO, and 7) Train RGVMPO staff on TDM functionality.

TxDOT Data Collection - to conduct travel surveys and/or traffic saturation counts in the MPO region for use in the travel demand models and transportation analysis for pavement and geometric design.

Subtask 2.4: Land Use Map

Staff will coordinate efforts with Cameron and Hidalgo Counties Appraisal Districts to receive parcel data, as the information is available the first quarter of every year. The parcel data is cleaned, and any missing data is filled. Such materials will allow staff to prepare the basis for county wide comprehensive map. Changes in the development for residential and employment areas, both in terms of design and location will potentially cause people to reassess how they move about the region. If available, Staff will attend workshops and peer-to-peer programs to educate themselves on Land Use, and Scenario Planning process.

Subtask 2.5: Transit Planning/Brownsville Metro Geographic Information System (GIS)

Brownsville Metro staff will undertake the production of transit route(s) maps and service area maps needed for connectivity within the Brownsville Metro service area to facilitate pedestrian access to bus stops and frequent destinations.

E. FUNDING SUMMARY

Task 2 – FY2022-2023

Subtask	Responsible Agency	Transportation Planning Funds (TPF) ¹	FTA Section 5307	Local	Total
2.1	MPO	\$132,638.32	\$0	\$0	\$132,638.31
2.2	MPO	\$75,793.32	\$0	\$0	\$75,793.32
2.3	MPO, TPP	\$227,379.96	\$0	\$0	\$227,379.96
2.4	MPO, Cities	\$113,689.98	\$0	\$0	\$113,689.98
2.5	Brownsville	\$0.00	\$24,000	\$6,000	\$30,000.00
TOTAL		\$549,501.58	\$24,000.00	\$6,000.00	\$579,501.58

TxDOT will apply transportation development credits sufficient to provide the match for FHWA PL-112 and FTA Section 5303 programs. As the credits reflect neither cash nor man-hours, they are not reflected in the funding tables.

(1) TPF– This includes both FHWA PL-112 and FTA Section 5303 funds

IV. TASK 3.0 SHORT RANGE PLANNING

A. OBJECTIVE

The objective of this task is to include planning activities associated with immediate implementation relating to the near time frame. Examples include development and revision of the TIP, project development of selection process criteria and award of Transportation Planning Alternative funds known as TAP, Americans with Disabilities (ADA) implementation, transit planning, UPWP development and revisions, annual listing of projects, annual performance and expenditure reports, as well as establishing and implementing the planning procedures necessary to fulfill the requirements of Section 5303 of the Federal Transit Act of 1991.

B. EXPECTED PRODUCTS

Expected outcomes of this task include written and disseminated reports such as the annual listing of projects, the FY 2021-2024 TIP, the development of the new FY 2023-2026 TIP, development of project selection criteria and award of the FY 2023-2024 Transportation Alternative Program (TAP), and the UPWP. The MPO Staff will also be expected to provide technical assistance to member cities as needed. For example, the RGVMPPO staff will be coordinating with the member cities to update the Thoroughfare Plan Map. The RGVMPPO staff will also aid the regional public transportation service plan preparation process by attending meetings and providing technical assistance support within the Metropolitan Area Boundary (MAB).

C. PREVIOUS WORK

RGVMPO staff assisted in the amendments to the FY 2019-2022 TIP and the development of the FY 2021 – 2024 TIP. RGVMPPO staff attended Job Access and Reverse Commute (JARC) and New Freedom meetings and provided technical assistance to the group with respect to mapping and data collection, as well as technical expertise. As part of the UMAP live interaction initiative, RGVMPPO staff compared existing GIS transit data to current data from the region's transit providers in order to update the live interactive map. RGVMPPO staff also developed selection criteria and awarded 2021-2022 Transportation Alternative Program (TAP) funding programs.

D. SUBTASKS

Subtask 3.1: Service Coordination

This task is intended to provide member cities with a quick review of the traffic impact study the city Planning, and Zoning Boards have received. This task is also intended to guide the newer members through the TIP process for the first time. The MPO also serves as expert testimony when requested. There are no consultants for this task. RGVMPO Staff shall participate on the district's Regional Transit Advisory Panel (RTAP) under this subtask. The Transit Advisory Panel coordinates efforts such as FTA 5303 funds, and the JARC and New Freedom programs which under MAP-21 have been absorbed into FTA Categories 5307 and 5310 but will assist with any upcoming Program Calls. Any traffic counts performed, will be charged to this task as part of the coordination and cooperation with RGVMPO local governments.

Subtask 3.2: Planning Assistance

This task will provide planning assistance to the regional planning project to develop transit service areas. This may include items such as: data sharing, the preparation of maps, attending meetings, and providing general transportation planning expertise to this effort. Staff has coordinated efforts with TxDOT and its planning partners and will continue to do so for the development of a financial forecast tool to be used by MPOs in the development of future MTP's. Travel to any meetings out of the MAB to surrounding areas will be charged under this subtask which is inclusive of discussions of transportation planning with our neighboring country, Mexico. The creation of the FY 2023-2026 TIP, annual list of projects, the development of project selection criteria and award of the 2023-2024 Transportation Alternatives Program, the UPWP, and the annual performance and expenditure reports will be attributed to this subtask.

Subtask 3.3: Transit Planning/Brownsville Metro-short range planning

Brownsville Metro staff will work on enhancing existing bus stops, and developing new bus stops that will incorporate bike and pedestrian amenities, in addition to, carrying out the necessary reporting requirements to meet grant compliance.

E. FUNDING SUMMARY

Task 3 – FY2022-2023

Subtask	Responsible Agency	Transportation Planning Funds (TPF) ¹	FTA Section 5307	Local	Total
3.1	MPO, TxDOT, Cities	\$77,093.32	\$0	\$0	\$77,093.32
3.2	MPO, TxDOT, Cities	\$171,684.97	\$0	\$0	\$171,684.97
3.3	Brownsville	\$0	\$32,000.00	\$8,000.00	\$ 40,000.00
TOTAL		\$248,778.29	\$32,000.00	\$8,000.00	\$288,778.29

TxDOT will apply transportation development credits sufficient to provide the match for FHWA PL-112 and FTA Section 5303 programs. As the credits reflect neither cash nor man-hours, they are not reflected in the funding tables.

(2) TPF – This includes both FHWA PL-112 and FTA Section 5303 funds.

V. TASK 4.0 METROPOLITAN TRANSPORTATION PLAN

A. OBJECTIVE

The objective of this task is to develop, maintain, and update a multi-modal Metropolitan Transportation Plan for the RGVMPO, while keeping a 25-year horizon always. Previously referred to as the Long-Range Plan, the MTP will address the previous needs identified in Tasks 2.0 & 5.0.

B. EXPECTED PRODUCTS

In continuation from FY 2020-2021, the RGVMPO Staff intends to address components of the 2020-2045 MTP to make it FAST-Act compliant and incorporate relevant reports into the plan to ensure that it remains as complete as possible and incorporating the newly mandated performance measures. Also, as part of this effort, the RGVMPO Staff will work closely with TxDOT’s adopted application to identify performance measures and values that are important to the communities within Cameron, Hidalgo, and Starr County.

C. PREVIOUS WORK

The regional MPO staff continued to work with the TAC, TPB and TxDOT to amend projects and costs in the MTPs as needed. The MTPs were adopted to meet MAP-21 compliance. In October of 2019 Alliance Transportation Group (ATG) was selected to perform multiple tasks for the newly created RGV MPO, to assist in meeting federal certification requirements and compliance. ATG was selected to provide a regional 2045 MTP (long range transportation plan), develop a transit plan, as well as a regional bicycle and pedestrian plan, which became renamed to the Active Transportation Plan. The RGV MPO Active Transportation Plan (ATP) facilitates the creation of a regional approach to active transportation in the RGV while recognizing the unique community identities throughout the region. The development and delivery of tools and strategies will empower the RGV MPO and the regional transit providers to evaluate, coordinate, and deliver transit on behalf of the community. MTP updates are conducted every four to five years to ensure that the MPO is basing its decisions on the latest planning assumptions and that changing local conditions and trends are being taken into consideration in the long-range transportation planning process. The initial planning is also followed by a performance management process that collects data on the performance of the regional transportation system to track progress over time and ensure that the MTP results in the continuous enhancement of the region's transportation system. RGV MPO staff follows federal and state guidelines by incorporating performance measures and uses these performance measures to score Category 7 projects.

D. SUBTASKS

Subtask 4.1: Project Selection Criteria

This task will be developed in coordination with a consultant who will be contracted to develop the RGV MPO 2045 MTP.

Subtask 4.2: Metropolitan Bike and Pedestrian Plan

Staff plans to develop, through a private consultant contract, a bike/pedestrian plan for the region. Staff plans to update and add elements to the plan every year in coordination with our planning partners and monitor its progress towards implementation. The purpose of this plan is to increase the connectivity between all modes of transportation including bicycle lanes/trails, pedestrian sidewalks/trails facilities, and public transportation routes/facilities. We consider this an on-going sub-task due to the changing nature of the transportation system. The Bicycle and Pedestrian Advisory Committee known as the BPAC formed in early 2020 will be the planning partner with the largest contribution to updating the multimodal plan.

It will also work on the new 2023-2024 TAP project selection criteria and project funding selection. The RGVMPO staff will also continue efforts to address essential services in identifying transportation connectivity gaps as part of the Ladders of Opportunity established by MAP-21 and continued with FAST-Act. As part of bicycle awareness and planning efforts, the RGVMPO Staff has utilized Strava to receive data that identifies the corridors being utilized by the region for either walking or cycling, having a better tool for sharing the need of improvement of such corridors with elected officials.

Subtask 4.3: Truck Route & Freight Planning

Staff plans to work with members of local trucking companies and freight stakeholders to develop a freight plan that could be incorporated into future MTP developments once the RGVMPO has a modal split on its travel demand model. This task is also used to support travel expenses of RGVMPO staff for attending TxDOT freight committee meetings.

Subtask 4.4: County Thoroughfare Plan

The Hidalgo County Thoroughfare Plan was last adopted in 1996 and last amended in April of 2021. This subtask involves amending the thoroughfare plan (changing periodically) and updating information that is inclusive of both Cameron and Hidalgo Counties by obtaining the thoroughfare plans of member cities (as well as the counties) and synthesizing these respective plans into the RGVMPO thoroughfare plan. The Thoroughfare plan will be used as a tool for effective planning and Right of Way preservation. This plan is expected to be amended every year.

Subtask 4.5: Metropolitan Transportation Plan

The RGVMPO adopted the 2020-2045 MTP in December of 2020. As required by MAP-21, the RGVMPO staff will develop visualization techniques to provide the LRGV citizens with more insight on the impact, design, and function of future transportation projects.

E. FUNDING SUMMARY

Task 4 – FY2022-2023

Subtask	Responsible Agency	Transportation Planning Funds (TPF) ¹	FTA Section 5307	Local	Total
4.1	MPO	\$37,896.66	\$0	\$0	\$37,896.66
4.2	MPO	\$304,773.28	\$0	\$0	\$304,773.28
4.3	MPO	\$37,896.66	\$0	\$0	\$37,896.66
4.4	MPO	\$38,146.66	\$0	\$0	\$38,146.66
4.5	MPO	\$193,133.30	\$0	\$0	\$193,133.30
TOTAL		\$611,846.56	\$0	\$0	\$611,846.56

TxDOT will apply transportation development credits sufficient to provide the match for FHWA PL-112 and FTA Section 5303 programs. As the credits reflect neither cash nor man-hours, they are not reflected in the funding tables.

(1) **TPF**- This includes both FHWA PL-112 and FTA Section 5303 funds.

VI. TASK 5.0 SPECIAL STUDIES

A. OBJECTIVE

The objectives of this task are: to optimize the performance of current and future transportation systems through the maximum utilization of management system outputs; to develop management systems, which provide information and strategies to improve the performance of existing and future facilities; to provide input into the transportation planning process for consideration at the system level; to undertake studies of specific aspects of the transportation system in order to provide the specialized information required in developing an efficient, multi-modal mobility system for the RGV MPO.

B. EXPECTED PRODUCTS

The RGVMPO staff in coordination with the counties of Cameron and Hidalgo County will perform a Congestion Management Study for the FY 2022. The RGVMPO will award a contract to a consultant thru the adopted Request for Proposal (RFP) process. Staff will continue monitoring of crash locations in order to identify the worst locations, statistically. These areas are identified as “Hot Spots”. After sites have been identified, further analysis is performed in order to discover the causes for incidents and identify safety improvements to these locations. Staff will continue processing information from the Crash Report Information System (CRIS) data received from TxDOT for incorporation into the Incident Management Program (IMP), now called the Transportation Incident Management (TIM) under FAST-Act. Program Staff has been asked to possibly examine the regional Intelligent Transportation System and explore possible recommendations for further integration into the transportation network. RGVMPO Staff will work with Brownsville Metro, Island Metro, McAllen Metro and Valley Metro to develop a 10 year “Long Range Transit Plan” in their current service areas and in the areas where expansion may occur. The RGVMPO Staff will collect traffic count data for Off-system roadways that are functionally classified and/or are on the thoroughfare plan that are in the MTP. Since these are not part of the assessment made by TxDOT for On-system roadways. The RGVMPO is planning to conduct one CMP data collection initiative in FY 2022. RGVMPO staff are planning on hiring a consultant to perform this study. This study will include a comparison of previous CMP studies of the Brownsville and Hidalgo County areas to present data collection in identified corridors where early deployment initiatives were initiated. The RGVMPO will continue work on the develop congestion performance measures in FY 2022 utilizing the data obtained thru this subtask as part of the MAP-21 Implementation Planning Emphasis Area required by MAP-21 and FAST-Act.

C. PREVIOUS WORK

In 2019-2020, CoPlan was contracted to perform a travel time delay study and assist in establishing a congestion management process (CMP) for the RGVMPO region. CoPLAN met with the CMP sub-committee to identify the 1,000 centerline miles to be part of the study. In addition to the study routes, CoPLAN made recommendations to the sub-committee for the 80 intersections to be evaluated for possible operational improvements. Regarding the timing of the signals, vehicle detection is the key element for efficient operation of a traffic signal. As determined during the previous CMP Tier II, a large majority of the regions traffic signals do not have a full complement of vehicle detection for all movements. CoPLAN worked directly with designated representatives for each City (Brownsville, Edinburg, Pharr, and Mission) responsible for maintenance of the study signals. CoPLAN, along with the City representative, visited each study intersection and performed an assessment of the signal equipment contents, working conditions, capabilities, and limitations.

D. SUBTASK

Subtask 5.1: Regional Transit Plan

RGVMPO Staff will work with Brownsville Metro, Island Metro, McAllen Metro and Valley Metro to develop a 10 year “Long Range Transit Plan” in their current service areas and in the areas where expansion may occur. This study intends to develop a three-phased ten-year plan to improve the existing facility and its resources, address the issues in the facility and to provide an action plan to systematically overcome those identified issues and develop a financial plan for the recently approved Regional Transit Authority which will be administered by the LRGVDC.

Subtask 5.2: Incident Management & Safety Study

This task involves the continuous monitoring of crash locations in order to identify the worst locations, statistically. These areas are identified as “Hot Spots”. After sites have been identified by utilizing the data received from TxDOT thru CRIS, further analysis is performed to discover the causes for incidents and identify safety improvements to these locations. Through the Transportation Incident Management (TIM), we place primary planning emphasis on safety. This task will also involve a Transportation Safety Study which will be an extension to identifying the “Hot Spots”. The safety study will keep safety at the forefront of the RGVMPO planning efforts by identifying transportation safety problem areas within the Metropolitan Areas. The data will be mapped and available through the website. The RGVMPO will develop safety performance measures in FY 2022-2023 utilizing the data obtained thru this subtask as part of the MAP-21 Implementation Planning Emphasis Area required by MAP-21 and continued with FAST-Act.

Subtask 5.3: Congestion Data Collection

This task involves the continuous monitoring of congestion, which is required of all Transportation Management Areas (TMAs) under FAST-Act. The RGVMPO is planning to conduct one CMP data collection initiative in FY 2022. RGVMPO staff are planning on hiring a consultant to perform this study. This study will include a comparison of previous CMP studies of the Brownsville and Hidalgo County areas to present data collection in identified corridors where early deployment initiatives were initiated. The RGVMPO will develop congestion performance measures in FY 2022 utilizing the data obtained thru this subtask as part of the MAP-21 Implementation Planning Emphasis Area required by MAP-21 and FAST-Act. Recommendations to address delay within the region will be a paramount outcome of this study.

Subtask 5.4: Corridor Study

RGVMPO staff proposes to collect traffic data and evaluate the traffic impact of US Business 77 (Sunshine Strip) and Commerce Street in Cameron County. Due to the tremendous growth, safe and efficient corridors are even more of a local concern. A consultant for the corridor study will be acquired in compliance with LRGVDC procurement guidance. The study of US Business 77 shall provide recommendations as to the feasibility of converting the existing intersection of Business 77 at Commerce Street into a traffic circle, with the addition of schematic drawings for said layout to include pedestrian access, a right-of-way assessment/need. The study will also make recommendations for the improvement of traffic signals, drainage, and other related improvements. The study of FM 509 shall provide recommendations for roadway expansion, additional ROW, signal improvements, improved drainage, and other related improvements.

Subtask 5.5: Traffic Counts

The RGVMPO Staff will collect traffic count data for Off-system roadways that are functionally classified and/or are on the thoroughfare plan since these are not part of the assessment made by TxDOT for On-system roadways. Staff is planning on purchasing additional traffic counter equipment and software as necessary in order to work on this task. This task is also used to support travel expenses of RGVMPO staff for the placing and collecting of traffic data.

E. FUNDING SUMMARY

Task 5 – FY2022-2023

Subtask	Responsible Agency	Transportation Planning Funds (TPF) ¹	FTA Section 5307	Local	Total
5.1	MPO Regional Transit Plan	\$37,896.66	\$0	\$0	\$37,896.66
5.2	MPO TxDOT	\$18,948.33	\$0	\$0	\$18,948.33
5.3	Consultant CMP	\$289,796.66	\$0	\$0	\$289,796.66
5.4	MPO Corridor Study	\$175,000.00	\$0	\$0	\$175,000.00
5.5	MPO Traffic Counts	\$18,948.33	\$0	\$0	\$18,948.33
TOTAL		\$540,589.98			\$540,589.98

TxDOT will apply transportation development credits sufficient to provide the match for FHWA PL-112 and FTA Section 5303 programs. As the credits reflect neither cash nor man-hours, they are not reflected in the funding tables.

- (1) **TPF**- This includes both FHWA PL-112 and FTA Section 5303 funds.

VII. BUDGET SUMMARY FY 2022

TABLE 1 – RGVMPO

UPWP Task	FTA Task	Description	TPF ¹ Funds	FTA Section 5307	Local Funds	Total Funds
1.0	44.21.00 44.22.00 44.23.01 44.23.02	Administration- Management	\$897,165.75	\$20,000.00	\$5,000.00	\$922,165.75
2.0		Data Development & Maintenance	\$274,750.79	\$12,000.00	\$3,000.00	\$289,750.79
3.0	44.23.02 44.24.00 44.25.00	Short Range Planning	\$124,389.15	\$16,000.00	\$4,000.00	\$144,389.15
4.0		Metropolitan Transportation Plan	\$305,923.28	\$0.00	\$0.00	\$305,923.28
5.0		Special Studies	\$338,846.66	\$0.00	\$0.00	\$338,86.66
		Total	\$1,941,075.63	\$48,000.00	\$12,000.00	\$2,001,075.63

¹TRANSPORTATION PLANNING FUNDS

FHWA (PL-112 & FTA 5303) ²	\$ 1,941,075.63
<u>Carryover</u>	\$ 0.00
TOTAL TPF	\$ 1,941,075.63
TOTAL 5307	\$ 60,000.00

By minute order, the Texas Transportation Commission authorizes the use of transportation development credits as TxDOT's non-Federal share for FHWA (PL-112) and FTA 5303 funds. As the credits reflect neither cash nor man-hours, they are not reflected in the funding tables.

BUDGET SUMMARY FY 2023

TABLE 2 – RGVMPO

UPWP Task	FTA Task	Description	TPF ¹ Funds	FTA Section 5307	Local Funds	Total Funds
1.0	44.21.00 44.22.00 44.23.01 44.23.02	Administration- Management	\$897,165.75	\$20,000.00	\$5,000.00	\$922,165.75
2.0		Data Development & Maintenance	\$274,750.79	\$12,000.00	\$3,000.00	\$289,750.79
3.0	44.23.02 44.24.00 44.25.00	Short Range Planning	\$124,389.15	\$16,000.00	\$4,000.00	\$144,389.15
4.0		Metropolitan Transportation Plan	\$305,923.28	\$0.00	\$0.00	\$305,923.28
5.0		Special Studies	\$201,743.32	\$0.00	\$0.00	\$201,743.32
		Total	\$1,803,972.29	\$48,000.00	\$12,000.00	\$1,863,972.29

¹TRANSPORTATION PLANNING FUNDS

FHWA (PL-112 & FTA 5303) ²	\$ 1,803,972.29
Carry-Over	\$ 0
TOTAL TPF	\$ 1,803,972.29
TOTAL 5307	\$ 60,000.00

²Estimate based on prior year's authorizations.

By minute order, the Texas Transportation Commission authorizes the use of transportation development credits as TxDOT's non-Federal share for FHWA (PL-112) and FTA 5303 funds. As the credits reflect neither cash nor man-hours, they are not reflected in the funding tables.

APPENDIX A

POLICY BOARD MEMBERSHIP

RIO GRANDE METROPOLITAN PLANNING ORGANIZATION

510 South Pleasantview Drive, Weslaco, Texas 78596

(956) 969-5778 – Office Number

Policy Transportation Board (RGVTPB)

Members


The Policy Transportation Board consist of Elected Official who serve as spokesperson for the citizens of the County and Cities in the Metropolitan Area.



**Chairperson – Honorable
Ambrosio “Amos” Hernandez – Mayor
City of Pharr**
mayor@pharr-tx.gov



**Vice-Chairman – Honorable
Eddie Treviño, Jr.– Judge
Cameron County**
etrevino@co.cameron.tx.us



**Frank Parker, Jr.
Cameron County RMA**
fparker@parker-logistics.com



**Trey Mendez - Honorable
City of Brownsville – Mayor**
Trey.mendez@cob.us



**Richard Molina – Honorable
City of Edinburg – Mayor**
Richmolina11@gmail.com



**Chris Boswell – Honorable
City of Harlingen - Mayor**
cboswell@southtexlaw.com



**Javier Villalobos - Honorable
City of McAllen – Mayor**
jvillalobos@mcallen.net



**Armando O'Caña – Honorable
City of Mission – Mayor**
mayor@missiontexas.us



**Ricardo “Rick” Guerra – Honorable
City of San Benito – Mayor**
rguerra2@cityofsanbenito.com



**Eduardo “Eddie” Cantu
Hidalgo County – Comm. Precinct 2**
Eduardo.cantu@co.hidalgo.tx.us



**S. David Deanda, Jr.
Hidalgo County RMA**
David.Deanda@hcrma.net



**Pedro “Pete” Alvarez, P.E.
TxDOT Pharr District – Engineer**
Pedro.alvarez@txdot.gov



**Tom Logan
Valley Metro**
tlogan@lrgvdc.org



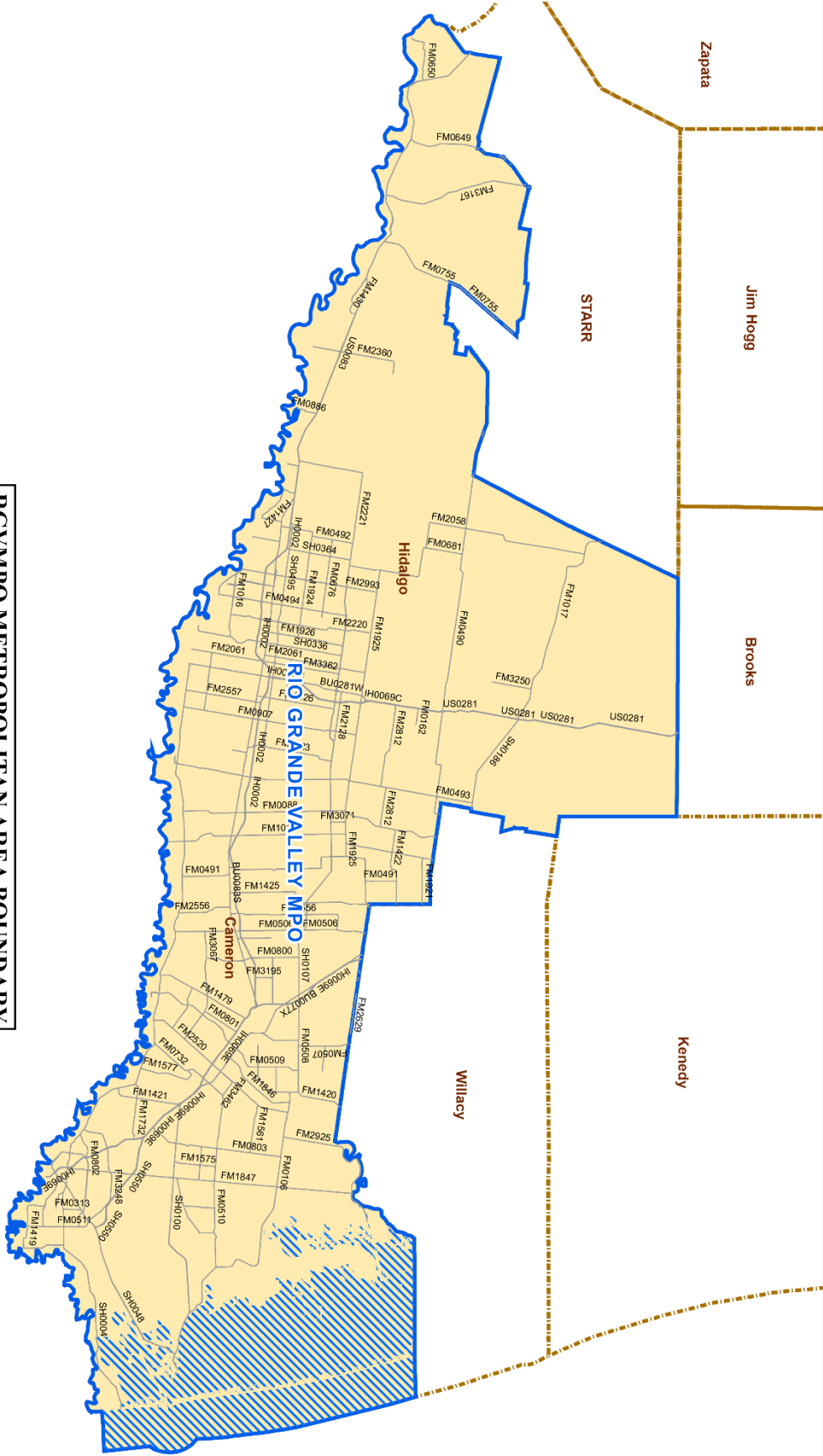
**Manuel Cruz, Executive Director
LRGVC**
mcruz@lrgvdc.org

APPENDIX B

RGVMPO METROPOLITAN AREA BOUNDARY MAP

RGVMPO METROPOLITAN AREA BOUNDARY

ADOPTED APRIL 28, 2021



APPENDIX C
DEBARMENT CERTIFICATION

DEBARMENT CERTIFICATION

(Negotiated Contracts)

- (1) The RGVMPPO as CONTRACTOR certifies to the best of its knowledge and belief that it and its principals:
 - (a) Are not presently debarred, suspended, proposed for debarment, declared ineligible or voluntarily excluded from covered transactions by any federal department or agency;
 - (b) Have not within a three-year period preceding this proposal been convicted of or had a civil judgment rendered against them for commission of fraud or a criminal offense in connection with obtaining, attempting to obtain, or performing a public* transaction or contract under a public transaction; violation of federal or state antitrust statutes or commission of embezzlement, theft, forgery, bribery, falsification or destruction of records, making false statements, or receiving stolen property;
 - (c) Are not presently indicted for or otherwise criminally or civilly charged by a governmental entity* with commission of any of the offenses enumerated in paragraph (1)(b) of this certification; and
 - (d) Have not within a three-year period preceding this application/proposal had one or more public transactions* terminated for cause or default.

- (2) Where the CONTRACTOR is unable to certify to any of the statements in this certification, such CONTRACTOR shall attach an explanation to this certification.

**federal, state or local*

Signature – Chairman, RGVMPPO Policy Board

Chairman, Transportation Policy Board

Title

Date

APPENDIX D
LOBBYING CERTIFICATION

LOBBYING CERTIFICATION

CERTIFICATION FOR CONTRACTS, GRANTS, LOANS AND COOPERATIVE AGREEMENTS

The undersigned certifies to the best of his or her knowledge and belief, that

- (1) No federal appropriated funds have been paid or will be paid by or on behalf of the undersigned, to any person for influencing or attempting to influence an officer or employee of any federal agency, a Member of Congress, an officer or employee of Congress, or an employee of a Member of Congress in connection with the awarding of any federal contract, the making of any federal grant, the making of any federal loan, the entering into of any cooperative agreement, and the extension, continuation, renewal, amendment, or modification of any federal contract, grant, loan, or cooperative agreement.
- (2) If any funds other than federal appropriated funds have been paid or will be paid to any person for influencing or attempting to influence an officer or employee of any agency, a Member of Congress, an officer or employee of Congress, or an employee of a Member of Congress in connection with this federal contract, grant, loan, or cooperative agreement, the undersigned shall complete and submit Standard Form - LLL, "Disclosure Form to Report Lobbying," in accordance with its instructions.
- (3) The undersigned shall require that the language of this certification be included in the award documents for all subawards at all tiers (including subcontracts, subgrants, and contracts under grants, loans, and cooperative agreements) and that all subrecipients shall certify and disclosure accordingly.

This certification is a material representation of fact upon which reliance was placed when this transaction was made or entered into. Submission of this certification is a prerequisite for making or entering into this transaction imposed by Section 1352, Title 31, U.S. Code. Any person who fails to file the required certification shall be subject to a civil penalty of not less than \$10,000 and not more than \$100,000 for each such failure.

Signature – Chairman, RGVMPPO Policy Board

Chairman, RGVMPPO Policy Board

Title

Rio Grande Valley MPO

Agency

Date

APPENDIX E
CERTIFICATION OF COMPLIANCE

CERTIFICATION OF COMPLIANCE

I, **AMBROSIO "AMOS" HERNANDEZ, CHAIRMAN**

(Name and Position, Typed or Printed)

a duly authorized officer/representative of the **RIO GRANDE VALLEY**
(MPO)

do hereby certify that the contract and procurement procedures that are in effect and used by the forenamed MPO are in compliance with 2 CFR 200, "Uniform Administrative Requirements, Cost Principles, and Audit Requirements for Federal Awards," as it may be revised or superseded.

Signature - Chairman, MPO Policy Committee

Attest:

Name

Title

APPENDIX F

CERTIFICATION OF INTERNAL ETHICS AND COMPLIANCE PROGRAM

CERTIFICATION OF INTERNAL ETHICS AND COMPLIANCE PROGRAM

I, AMBROSIO "AMOS" HERNANDEZ, CHAIRMAN,
(Name and Position, Typed or Printed)

a duly authorized officer/representative of the RIO GRANDE VALLEY
(MPO)

do hereby certify that the forenamed MPO has adopted and does enforce an internal ethics and compliance program that is designed to detect and prevent violations of law, including regulations and ethical standards applicable to this entity or its officers or employees and that the internal ethics and compliance program satisfies the requirements of by 43 TAC § 31.39 "Required Internal Ethics and Compliance Program" and 43 TAC § 10.51 "Internal Ethics and Compliance Program" as may be revised or superseded.

Signature - Chairman, MPO Policy Committee

Attest:

Name

Title

APPENDIX G
MPO SELF-CERTIFICATION

MPO Self-Certification Guidelines

Metropolitan Planning:

The State and the MPO shall annually certify to FHWA and FTA that the planning process is addressing major issues facing their area and is being conducted in accordance with all applicable transportation planning requirements. The planning process will undergo joint review and evaluation by FHWA, FTA and TxDOT to determine if the process meets requirements. The Federal administrators will take the appropriate action for each TMA to either issue certification action, or deny certification if the TMA planning process fails to substantially meet requirements. If FHWA and FTA jointly determine that the transportation planning process in a TMA does not substantially meet the requirements, they may withhold, in whole or in part, the apportionment attributed to the relevant metropolitan planning area, or withhold approval of all or certain categories of projects. Upon full, joint certification by FHWA and FTA, all funds will be restored to the metropolitan area, unless they have lapsed.

(23 CFR 450.334; 49 CFR613; USC Title 23, Sec. 134; and USC Title 49, CH. 53, Sec's 5303 –5306)

Statewide Planning:

The process for developing the transportation plans and programs shall provide for consideration of all modes of transportation and shall be continuing, cooperative, and comprehensive to the degree appropriate, based on the complexity of the transportation problems to be addressed. The State shall coordinate transportation planning activities for metropolitan areas of the State and shall carry out its responsibilities for the development of the transportation portion of the State implementation plan (STIP) to the extent required by the Clean Air Act.

The State will carry out the long-range planning processes and the STIP in cooperation and consultation with designated metropolitan planning organizations, affected local transportation officials and affected tribal governments.

Transportation improvement programs should include financial plans that demonstrate how the programs can be implemented, indicate resources from public and private sources reasonably expected to be made available for carrying out the programs, and recommend any additional financing strategies for needed projects.

(23 CFR 450.220; USC Title 23, Sec. 135; and USC Title 49, Ch. 53, Sec 5307-5311,5323(1))

Title VI, Civil Rights Act of 1964

Title VI prohibits exclusion from participation in, denial of benefits of, and discrimination under federally assisted programs on grounds of race, color, or national origin. Title VI assurance regulations were also executed by each State prohibiting discrimination on the basis of sex or disability.

(23 USC 324, 29 USC 794)

Environmental Justice

In support of Title VI regulations, each Federal agency must identify and address, as appropriate, disproportionately high and adverse human health or environmental effects of its programs, policies, and activities on minority and low-income populations. Recipients of federally assisted programs shall keep documentation, for federal review, demonstrating the extent to which members of target populations are beneficiaries of such programs.

(EO 12898, 23 CFR 200.9 (b)(4), and 49 CFR 21.9(b))

Disadvantage Business Enterprises

The Disadvantaged Business Enterprise (DBE) program ensures equal opportunity in transportation contracting markets, addresses the effects of discrimination in transportation contracting, and promotes increased participation in federally funded contracts by small, socially and economically disadvantaged businesses, including minority and women owned enterprises. The Statute provides that at least 10% of the amounts made available for any Federal – aid highways, mass transit, and transportation research and technology program be expended with certified DBEs.

(TEA-21, Pub. L. 105-178, Sec. 1101(b); CFR 49, Subtitle A, Part 26)

Americans with Disabilities Act of 1990

Programs and activities funded with Federal dollars are prohibited from discrimination based on disability. Compliance with the applicable regulations is a condition of receiving Federal financial assistance from the Department of Transportation.

(Pub.L. 101-336, 104 Stat.327 as amended; 49 CFR Parts 27,37 and 38)

Restrictions on influencing certain Federal activities

No appropriated funds may be expended by the recipient of a Federal contract, grant, loan, or cooperative agreement to pay any person for influencing a federal employee regarding the award of Federal contracts, grants, loans or cooperative agreements.

(49 CFR, Part 20)

MPO SELF-CERTIFICATION – ATTAINMENT AREA

In accordance with 23 CFR Part 450.334, the Texas Department of Transportation, and the **RGV** Metropolitan Planning Organization for the **McAllen-Brownsville-Harlingen** urbanized area(s) hereby certify that the transportation planning process is addressing the major issues in the metropolitan planning area and is being conducted in accordance with all applicable requirements of:

- (1) 23 United States Code (U.S.C.) 134, 49 U.S.C. 503, and 23 CFR 450 subpart C – Metropolitan Transportation Planning and Programming;
- (2) In non-attainment and maintenance areas, sections 174 and 176 (c) and (d) of the Clean Air Act, as amended (42 U.S.C. 7504, 7506 (c) and (d)) and 40 CFR part 93;
- (3) Title VI of the Civil Rights Act of 1964, as amended (42 U.S.C. 2000d-1) and 49 CFR part 21;
- (4) 49 U.S.C. 5332, prohibiting discrimination on the basis of race, color, creed, national origin, sex, or age in employment or business opportunity;
- (5) Section 1101(b) of the Fixing America’s Surface Transportation Act FAST-Act (Pub. L. 114-94) and 49 CFR part 26 regarding the involvement of disadvantaged business enterprises in USDOT funded projects;
- (6) 23 CFR part 230, regarding the implementation of an equal employment opportunity program on Federal and Federal-aid highway construction contracts;
- (7) The provisions of the Americans with Disabilities Act of 1990 (42 U.S.C. 12101 et seq.) and 49 CFR parts 27, 37, and 38;
- (8) The Older Americans Act, as amended (42 U.S.C. 6101), prohibiting discrimination on the basis of age in programs or activities receiving Federal financial assistance;
- (9) Section 324 of title 23 U.S.C. regarding the prohibition of discrimination based on gender; and
- (10) Section 504 of the Rehabilitation Act of 1973 (29 U.S.C. 794) and 49 CFR part 27 regarding discrimination against individuals with disabilities.

PHARR
District
Texas Department of Transportation

Metropolitan Planning Organization
Policy Board Chairperson

District Engineer

Chairperson

Date

Date

APPENDIX H

TECHNICAL ADVISORY COMMITTEE (TAC)
MEMBERSHIP
AND
TECHNICAL SUBCOMMITTEES

Technical Advisory Committee (TAC) Membership

RIO GRANDEMETROPOLITANPLANNING ORGANIZATON

510 South Pleasantview Drive, Weslaco, Texas 78596

(956) 969-5778 – Office Number

Technical Advisory Committee (TAC)

Members

<p>Pete Sepulveda, Jr. Chairman Cameron County RMA psepulveda@ccrma.org</p>	<p>JP Terrazas, P.E. Vice Chairman City of Mission jpterras@missiontexas.us</p>	<p>Benjamin L. Worsham, P.E. Cameron County benjamin.worsham@co.cameron.tx.us</p>
<p>Joel Garza City of Brownsville joel.garza@cob.us</p>	<p>Tomas D Reyna City of Edinburg treyana@cityofedinburg.com</p>	<p>Carlos Sanchez City of Harlingen csanchez@myharlingen.us</p>
<p>Yvette Barrera City of McAllen ybarrera@mcallen.net</p>	<p>Daniel Chavez- Commissioner City of Pharr Commissioner4@pharr-tx.gov</p>	<p>Manuel De La Rosa City of San Benito mdelarosa@cityofsanbenito.com</p>
<p>Armando Garza Hidalgo County armando.garzajr.@co.hidalgo.tx.us</p>	<p>Eric Davila Hidalgo County RMA Eric.davila@hcrma.net</p>	<p>Melba Schaus TXDOT (Pharr District) Melba.schaus@txdot.gov</p>
<p>Frank Jaramillo Valley Metro Fjaramillo@lrgvdc.org</p>	<p>Antonio Zubieta City of Brownsville Antonio.zubieta@brownsvilletx.gov</p>	<p>Jon Ray Bocanegra McAllen Metro jbocanegra@mcallen.net</p>
<p>Alan Johnson Port of Harlingen Alanjohnson7@me.com</p>	<p>Mark Yates Cameron Co. Spaceport Dev. Corp Mark.yates@co.cameron.tx.us</p>	<p>Ariel Chavez III Port of Brownsville achavez@portofbrownsville.com</p>
<p>Port Isabel – San Benito Nav. District</p>		

TECHNICAL SUB-COMMITTEES
Transit Subcommittee

Freight Subcommittee

Congestion Subcommittee

Multi-Modal Sub-Committee

Data Criteria Sub-Committee

Land Use Sub-Committee

Scenario Planning Sub-Committee

Bicycle and Pedestrian Advisory Committee

<p>Joel Garza Mobility Director City of Brownsville</p> <p>Alternate: Frank Gudino</p>	<p>Larry Ayala City Engineer City of Edinburg</p>	<p>Andy Vigstol City Engineer City of Harlingen</p> <p>Alternate: Javier Mendez</p>
<p>Marlen Garza Asst. Director of Engineering City of McAllen</p> <p>Alternate: Rosvel Hinojosa</p>	<p>Omar Anzaldua City Engineer City of Pharr</p> <p>Alternate: Cynthia Garza</p>	<p>Craig Wuensche Landscape Architect TxDOT Pharr District</p> <p>Alternate: Joseph E. Leal</p>
<p>Frank Jaramillo Transportation Planner Valley Metro</p>	<p>Michael Padgett Citizen At-Large</p>	<p>Ana Adame Bicycle World RGV</p>
<p>Richard Cavin Citizen At-Large</p>	<p>Rene A. Ballesteros Museum of South Texas History</p>	<p>Eudy Carrillo Citizen At-Large</p>
<p>Javier de Leon Park Superintendent TPWD Estero Llano Grande State Park</p>	<p>Christine Donald Outdoor Recreation Planner USFWS Santa Ana National Wildlife Refuge</p>	<p>Dr. Rose Gowen Chair Community Health Advocate</p>
<p>Michael McNew Vice Chair Bike/Ped Citizen At-Large</p>		

Congestion Management Process Committee

Pete Sepulveda, Jr.	Cameron County RMA
Armando Garza, Jr.	Hidalgo County
Mardequero Hinojosa	City of Edinburg
Melba Schaus	TxDOT
Yvette Barrera	City of McAllen
Armando Gutierrez, Jr.	City of Brownsville

Metropolitan Transportation Plan Committee

Benjamin Worsham	Cameron County
Gabriel Gonzalez	City of Harlingen
Yvette Barrera	City of McAllen
Eric Davila	HCRMA
Melba Schaus	TxDOT
Mark Lund	City of Brownsville

APPENDIX I

TITLE VI ANALYTICAL FRAMEWORK

The RGVMPO is committed to being in the forefront of Title VI analysis and identifying Environmental Justice needs. Many MPOs have adopted elements of the framework referenced below and included a written description in their planning work products.

1. Develop maps with EJ information (race, income or proxies such as households receiving TANF, or other forms of public assistance) with existing and planned transportation facilities (including transit) overlaid. The RGVMPO has placed major destinations and/or critical service providers that EJ populations depend upon (e.g. schools, hospitals, public housing, daycare centers, grocery stores, social service agencies, employment centers, homeless shelters, etc.) or where other special populations exist (e.g. retirement communities) on maps for analysis as a part of the Job Access and Reverse Commute program. The RGVMPO has partnered with TxDOT and the regional transportation providers of both Hidalgo and Cameron County, as well as the Harlingen-San Benito and Brownsville MPOs to identify any gaps in the service provider network that EJ populations and individuals who are part of the JARC program may depend upon. Bicycle networks were also added to the network overlay to assist in identifying gaps in multi-modal transportation needs. Using the map, the MPO will do a spatial/access analysis to see if there are any potential equity issues.

2. The RGVMPO TAC will evaluate the previously identified maps annually for updates and enhancements.

3. The RGVMPO uses the maps when considering public involvement activities and make reference to this in the MPO's Public Involvement Policy (PIP).

4. RGVMPO staff and the TAC will consult the maps after project selections and perform spatial/access analysis.

5. Populations with limited-English proficiency (LEP) fall under Title VI and are addressed in the MPO's Title VI discussions and in its Public Involvement Policy.

TITLE VI NON-DISCRIMINATION POLICY STATEMENT

The Hidalgo County Metropolitan Planning Organization is committed to ensuring that no person is excluded from participation in, or denied the benefits of, or be subjected to discrimination in the receipt of its services or programs on the basis of race, color or national origin or any other characteristics protected by law, including Title I of the Civil Rights Act of 1964, as amended. Further, under the Americans with Disabilities Act (ADA) of 1990, no entity shall discriminate against an individual with a physical or mental disability in connection with the provision of transportation service.

To obtain more information on the Rio Grande Valley Metropolitan Planning Organization's Non-discrimination obligations or to file a Title VI complaint, contact:

Rio Grande Valley Metropolitan Planning Organization
510 S. Pleasantview Drive
Weslaco, Texas 78596

You may file a written complaint no later than 180 calendar days after the date of the alleged discrimination.

Information on non-English alternative formats may be obtained from the Rio Grande Valley Metropolitan Planning Organization office.

APPENDIX J
RESOLUTIONS

TITLE 43 TRANSPORTATIONPART 1 TEXAS DEPARTMENT OF TRANSPORTATIONCHAPTER 15 FINANCING AND CONSTRUCTION OF TRANSPORTATION PROJECTSSUBCHAPTER E FEDERAL, STATE, AND LOCAL PARTICIPATIONRULE §15.52 Agreements

This section describes the contents of the department's funding agreement with a local government for a highway improvement or other transportation project and the responsibilities of the parties to such an agreement. The department may refuse to enter into an agreement with a local government that has not previously complied with the financial obligations under an agreement entered under this subchapter.

(1) Right of entry. If the local government is the owner of the project site, it shall permit the department or its authorized representative to occupy the site to perform all activities required to execute the work. If the department is the owner of the project site, it shall permit the local government or its authorized representative to occupy the site to perform all approved activities required to execute the work.

(2) Right of way and utility relocations and adjustments. The local government will provide all necessary right of way and utility relocations and adjustments, whether publicly or privately owned, in accordance with §15.55 of this subchapter (relating to Construction Cost Participation). Existing utilities will be relocated and adjusted by the local government with respect to location and type of installation in accordance with the requirements of the department under §21.21 of this title (relating to State Participation in Relocation, Adjustment, and/or Removal) and Chapter 21, Subchapter C of this title (relating to Utility Accommodation).

(3) Responsibilities of the parties. The local government and the department shall identify in the agreement the responsibilities of each party. Responsibilities assigned to the local government must comply with subparagraph (A) of this paragraph and have the approvals required by subparagraph (B) of this paragraph.

(A) Local government performance and management of projects. For state highway improvement projects and other transportation projects using state or federal funds, the agreement between the department and a local government may provide for the local government to:

(i) perform a highway improvement project on the state highway system using employees under the direct control of the local government;

(ii) outsource preliminary project engineering and design, bid opening, contract award, and construction management of an improvement project for which federal or state reimbursement is requested;

(iii) contract for highway construction; or

(iv) perform other projects and programs as authorized by law.

(B) Approval authority. Before a local government may perform an act described in subparagraph (A) of this paragraph, the executive director must authorize the local government to perform that act. The executive director may also approve the performance by employees of the local government of projects or activities appurtenant to a

state highway, including drainage facilities, surveying, traffic counts, driveway construction, landscaping, guardrails, and other items incidental to the roadway itself, such as signing, pavement markings, signals, illumination, and traffic management systems.

(C) Conditions. A local government may perform an act described in subparagraph (A) of this paragraph only if the following conditions are met:

(i) the local government must commit in the agreement to comply with all federal, state, and department requirements, standards, and specifications, and agree to forfeit any claim to federal and state reimbursement if it fails to comply;

(ii) the project must be authorized by the commission in the current Unified Transportation Program, Statewide Transportation Improvement Program, or a specific minute order;

(iii) a project on the state highway system performed or managed by a local government must be operationally beneficial to the state;

(iv) a roadway construction project requested by the local government that is to be on the state highway system, and for which local management is proposed, must be funded at least 50 percent from a non-federal and non-state source, unless a lesser percentage is approved by the executive director;

(v) a project that includes the local government improving freeway mainlines on the state highway system must have the express written approval of the executive director;

(vi) the local government must agree to pay any cost overruns in addition to its local participation on an off-state highway system bridge program project for which local management is proposed; and

(vii) the department must review and approve all plans, contract awards, and change orders.

(D) Approval. Prior to execution of the funding agreement, a local government must receive written approval by the executive director to perform or manage one or more elements of a highway improvement or other transportation project. In determining whether to recommend approval or disapproval of a project, the department will evaluate the following criteria:

(i) availability of department resources to perform or manage the highway improvement or other transportation project in an efficient and timely manner;

(ii) the demonstrated capability of the local government to perform the type of work proposed or to award and manage a contract for that work in a timely manner, consistent with federal, state, and department regulations, standards, and specifications;

(iii) the percentage of total project cost to be provided by the local government;

(iv) the department's determination of cost effectiveness of local performance of the work as compared to the department's performance of the project; and

(v) any other considerations relating to the benefit of the state, the traveling public, and the operations of the department.

(4) Funding arrangement. The agreement will specify the funding arrangement designated by the department. Funding arrangements in the agreement shall include any adjustments required by §15.55 of this subchapter. The funding arrangement for drainage construction costs will be as specified under §15.54(e) of this subchapter (relating to Construction). Available funding types are as follows:

(A) Fixed price. The fixed price amount will be based on the department's estimated cost of the work to be performed.

(i) In determining the fixed price amount, the department will consider:

(I) eligibility of local government requested work for federal or state cost participation;

(II) the department's experience in performing or managing the proposed type of work;

(III) the clarity of defining the local government's proposed work scope and the department's ability to accurately estimate its cost; and

(IV) any other considerations relating to the benefit of the state, the traveling public, and the operations of the department.

(ii) A local government is responsible for the fixed price amount, which is not subject to adjustment unless:

(I) differing site conditions are encountered;

(II) further definition of the local government's requested scope of work identifies greatly differing costs from those estimated;

(III) work requested by the local government is determined to be ineligible for federal participation; or

(IV) the adjustment is mutually agreed to by the department and the local government.

(B) Specified percentage. The local government is responsible for a specified percentage of actual project costs.

(i) Minimum percentage participation amounts for preliminary engineering, construction engineering, construction, right of way, and eligible utilities for various state and federal funding programs will be designated by the department. In addition to the designated specified percentages, with this funding type, the local government is also responsible for the direct cost of any work included in the project which is ineligible for federal or state participation and all project costs that are greater than the maximum state and federal participation specified in the funding agreement between the department and the local government.

(ii) For federally funded non-construction programs, the local government is responsible for any required match and for any work included that is ineligible for federal or state participation.

(C) Periodic.

(i) The executive director may approve a local government to make periodic payments of its funding share only if:

(I) the periodic payments sought are based on the estimated cost for the work for which the funds are received and the local government proposes a schedule to repay the entire amount; and

(II) the local government does not have a delinquent obligation to the department, as defined in 5.10 of this title (relating to Collection of Debts).

(ii) In approving a request for periodic payments, the executive director will consider:

(I) inability of the local government to pay its total funding share prior to the department's scheduled date for contract letting, based upon population level, bonded indebtedness, tax base, and tax rate;

(II) past payment performance;

(III) needs of the department for delivery of the project to proceed in advance of receiving local funding participation;

(IV) whether the project is located in a local government that consists of all or a portion of an economically disadvantaged county; and

(V) any other considerations relating to the benefit of the state, the public, and the operations of the department.

(D) Off-State Highway System Bridge Program Fixed Amount. For projects funded in the Off-State Highway System Bridge Program, the local government is responsible for a fixed amount that is based on the specified percentage of the estimated direct costs for preliminary engineering, construction engineering, and construction, and for the actual direct costs for right of way and eligible utilities. The estimated direct costs that will be used to establish the fixed amount under this subparagraph, are based on the department's estimate of the eligible work at the time the agreement is executed. The local government is responsible for the estimated direct cost of any project cost item or portion of a cost item that is not eligible for federal participation under the Highway Bridge Program, 23 U.S.C. §144 and Highway Bridge Replacement and Rehabilitation Program, 23 C.F.R. §650 Subpart D. The fixed amount under this subparagraph will be adjusted through the execution of an amendment to reflect additional costs resulting from changes made at the request of the local government, either during preliminary engineering or construction.

(5) Interest. The department will not pay interest on funds provided by the local government. Funds provided by the local government will be deposited into, and retained in, the state treasury.

(6) Amendments. In the case of significantly differing site conditions or other mutually agreed upon changes in the scope of work authorized in the agreement, the department, and the local government will amend the funding agreement, setting forth the reason for the change and establishing the revised participation to be provided by the local government.

(7) Payment provision. The agreement will establish the conditions for payment by the local government, including, but not limited to, the method of payment and the time of payment.

(A) Fixed price. If a fixed price funding arrangement is used, the fixed price amount is not subject to adjustment, except as provided for in paragraph (4)(A)(ii) of this section.

(B) Specified percentage.

(i) Upon execution of the agreement or at a later date, unless periodic payments have been requested by the local government and approved by the executive director, the local government will pay, as a minimum, its funding share for the estimated cost for any right of way and preliminary engineering for the project. Unless periodic payments have been requested by the local government and approved by the executive director, the local

government, before the department's scheduled date for construction contract letting, will remit to the department an amount equal to the remainder of the local government's funding share for the project.

(ii) After the project is completed the final cost will be determined by the department, based on its standard accounting procedures. If it is found that the amount received is insufficient to pay the local government's funding share, then the department will notify the local government of the amount of the difference and the local government shall promptly transmit that amount to the department. If it is found that the amount received is in excess of the local government's funding share, the excess funds paid by the local government shall be returned.

(C) Periodic. After a periodically paid project is completed, the final cost will be determined by the department based on its standard accounting procedures. If it is found that the amount received is insufficient to pay the local government's funding share, then the department will notify the local government of the amount of the difference and the local government shall promptly transmit that amount to the department. If it is found that the amount received is in excess of the local government's funding share, the excess funds paid by the local government shall be returned.

(D) Off-State Highway System Bridge Program. For projects funded in the Off-State Highway System Bridge Program, the department will determine the final cost after the project is completed, based on its standard accounting procedures. The department will notify the local government of any amount due for payment of costs related to changes made at the request of the local government. The local government shall promptly transmit the required amount to the department.

(E) Valuation of in-kind contributions. Before the department may enter an agreement under which goods, services, or real estate are accepted rather than financial consideration, the department will document a value for the in-kind contributions consistent with 49 C.F.R. §18.24.

(8) Termination. If the local government withdraws from the project after the agreement is executed, it shall be responsible for all direct and indirect project costs incurred by the department for the items of work in which the local government is participating. If costs for local government requested items increase significantly due to differing site conditions, determination that local government requested work is ineligible for federal or state cost participation, or more thorough definition of the local government's proposed work scope, and the local government and the department are not able to execute a mutually agreeable amendment, the department may terminate the agreement. In this instance, the department will reimburse local government remaining funds to the local government within 90 days of termination.

(9) Acknowledgment. The local government must acknowledge in the agreement that while not an agent, servant, nor employee of the state, it is responsible for its own acts and deeds and for those of its agents or employees during the performance of the work authorized in the contract.

(10) Local regulations. If any existing, future or proposed local ordinance, commissioners court order, rule, policy, or other directive, including, but not limited to, outdoor advertising or storm water drainage facility requirements, that is more restrictive than state or federal regulations, or any other locally proposed change, including, but not limited to, plats or re-plats, results in any increased cost to the department for a highway improvement or other transportation project, the local government must commit in the agreement to being responsible for all increased costs associated with the ordinance, order, policy, directive, or change, regardless of the funding arrangement specified in the agreement.

Source Note: The provisions of this §15.52 adopted to be effective September 26, 1996, 21 TexReg 8957; amended to be effective September 23, 1997, 22 TexReg 9260; amended to be effective January 1, 1998, 22 TexReg 12090; amended to be effective November 22, 1998, 23 TexReg 11661; amended to be effective February 21, 1999, 24 TexReg 1194; amended to be effective August 20, 2000, 25 TexReg 7781; amended to be effective September 20, 2001, 26 TexReg 7126; amended to be effective September 19, 2002, 27 TexReg 8776; amended to be effective January 9, 2005, 29 TexReg 12241; amended to be effective March 17, 2011, 36 TexReg 1693; amended to be effective April 19, 2012, 37 TexReg 2686; amended to be effective September 18, 2014, 39 TexReg 7351; amended to be effective June 15, 2016, 41 TexReg 4293; amended to be effective July 17, 2019, 44 TexReg 3551

Potential TIP Revisions - Category 7

CSJ Number	Entity Name	Roadway/Facility Name	Project Limits From	Project Limits To	Current FY/Request to Move	Total Score	CAT 7 Requested Increase
Ranked TIP Projects (FY 2021-2024)							
1064-01-043	TXDOT/ HC PCT4	FM 676	Taylor Rd	FM 2220	2023	110	
0921-06-315	CCRMA	East Loop	ON EAST LOOP FROM I-69	SH 4	2024	110	
0684-01-068	CCRMA	SH 550	.203 MI S of FM 1847		2022	105	
0921-02-194	HC Pct 3	Liberty Boulevard	Mile 3	US 83	2023	105	\$ 4,078,412
0921-02-327	Mission	Taylor Rd	Business 83	I-2	2024	105	
0621-01-106	McAllen	SH 336	Intersection Business US 83	135ft S Intersection US Business	2022	100	
1804-01-068	McAllen	23rd St (FM 1926)	Hackberry Ave	Hackberry Ave	2022	95	
1804-01-071	McAllen	23rd St (FM1926)	Ebony Ave	Ebony Ave	2022	95	
0921-02-286	HC PCT 1	Mile 6 W	SH 107	Mile 11 N	2022	90	
0921-02-328	Mission	Taylor Rd	Mile 2 N	Business 83	2022	90	
1804-01-072	McAllen	23rd St (FM 1926)	Jackson Ave	Jackson Ave	2022	90	
1804-01-069	McAllen	Kendlewood Ave	FM 1926		2022	90	
0921-02-479	Pharr	Reynosa Intl. Bridge	Reynosa Intl. Bridge	Reynosa Intl. Bridge	2024	85	
0921-02-375	Pharr	Hi Line E	Cage Blvd	Veterans Rd	2023	70	
0921-02-376	Pharr	Hi Line W	Jackson Rd	Cage Blvd	2023	70	
Ranked Projects Outside of TIP (FY 2025-2030) with Requests to Move							
0921-06-313	Brownsville	Veteran's International Bridge	CBP Primary Inspection Lanes		2026/Move to 2022	120	\$ 14,600,000
0921-02-361	Hidalgo County PCT 2	Nolana Loop	Raul Longoria Rd (Fm 1426)	Alamo Rd (FM 907)	2025/Move to 2022	105	\$ 4,587,716
0921-02-403	Pharr/San Juan/HC-2	Eldora Rd	FM 3363(Jackson Rd)	Veterans Blvd(I rd)	2028/Move to 2022	105	\$ -
0921-02-399	San Juan/Alamo/ HC 1 & Cesar Chavez		BUS 83	Ridge Rd	2027/Move to 2022	100	\$ 702,751
0921-02-448	Hidalgo County Pct 1	Mile 6 W Rd	SH 107	Mile 14 1/2	2029/Move to 2024	90	\$ 6,152,989
0921-02-322	Hidalgo County PCT 3	Liberty Blvd (Phase II)	Mile 3 Rd	FM 2221	2028/Move to 2024	85	\$ 1,530,571
0921-02-360	Weslaco/ HC 1	Mile 10 N	Westgate (Mile 6 W)	FM 1015	2029/Move to 2024	70	\$ 6,798,535
0921-02-405	Hidalgo Count PCT 2	Cesar Chavez	Nolana Loop	BUS 83	2027/Move to 2023	120	\$ -
0921-02-332	Hidalgo County PCT 3	Mile 3	Tom Gill	FM 2221	2025/Move to 2024	120	\$ 1,826,668
<p style="text-align: right;">Total of Increased CAT 7 Requested for TIP Years (2021-2024):</p>							\$ 40,277,642

New Projects Requesting CAT 7 Funding

										Add Project to FY	
Hidalgo County Pct 1	SH 495 Extension Sec. 1	FM 1423	FM 493	PE: 2021, R: 2024, C: MTP Yrs.							\$ 31,577,006
Hidalgo County Pct 1	SH 495 Extension Sec. 2	FM 493	Mile 6 Rd	PE: 2021, R: 2024, C: MTP Yrs.							\$ 19,023,686
Hidalgo County PCT 3	FM 1925 Extension Sec. 1	FM 2221	3.1 Miles N.	PE: 2021, R: 2024, C: MTP Yrs.							\$ 12,630,159
Hidalgo County PCT 3	FM 1925 Extension Sec. 2	Jarachina Rd	8.6 Miles E.	PE: 2021, R: 2024, C: MTP Yrs.							\$ 36,478,985
McAllen	2nd St	Trenton	Hobbs	C: 2025							\$ 5,525,000
McAllen	Bentsen	3 Mile	5 Mile	C: 2025							\$ 8,976,000
McAllen	Freddy Gonzalez	Shary	10th	C: 2025							\$ 14,016,000
McAllen	La Vista	McColl	Jackson	C: 2026							\$ 2,288,000
McAllen	Violet	McColl	Jackson	C: 2026							\$ 2,320,000
McAllen	Fern	2nd	McColl	C: 2027							\$ 1,082,250
McAllen	Auburn	23rd	31st	C: 2028							\$ 2,025,000
McAllen	Kennedy	Bentsen	Taylor	C: 2030							\$ 2,574,000
McAllen	Oxford	Ware	23rd	C: 2030							\$ 3,500,000
McAllen	Sarah	23rd	International PKWY	C: 2030							\$ 7,424,000
McAllen	Sprague	Ware	10th	C: 2030							\$ 3,375,000
McAllen	Vine	Bentsen	Ware	C: 2030							\$ 6,732,000
McAllen	Taylor	US 83	International PKWY	C: 2040							\$ 12,512,000
McAllen	Taylor	2 Mile	FM 676	C: 2040							\$ 13,464,000
McAllen	Hobbs	23rd	10th	C: 2040							\$ 2,272,000
McAllen	Chapin	23rd	29th	C: 2040							\$ 3,969,000
McAllen	Oakland	K Center	Jackson	C: 2040							\$ 1,440,000
Mission	Glasscock	Military HWY (FM 1016)	Granjeno (FM 494)	C: 2030, R: 2024							\$ 12,047,101
Mission	Holland	SH 495	2 Mile Line	C: 2030, R: 2023							\$ 8,014,220
Mission	Los Ebanos	I-2	FM 1016	C: 2030, R: 2023							\$ 17,521,404
Mission	Los Ebanos	SH 495	Mile 2 Rd	C: 2030, R: 2023							\$ 8,209,820
Mission	Trinity	FM 1016	Bryan Rd	C: 2030, CE: 2024							\$ 6,758,730
Total of Increased CAT 7											
Requested for New Projects											
\$ 245,755,361											

New Projects Requesting CAT 7

Project Sponsor	Highway	From	To	Year	Cost	Score
Hidalgo County Pct 1	SH 495 Extension Sec. 1	FM 1423	FM 493	PE: 2021, R: 2024, C: MTP Yrs.	\$ 31,577,006	105
Hidalgo County Pct 1	SH 495 Extension Sec. 2	FM 493	Mile 6 Rd	PE: 2021, R: 2024, C: MTP Yrs.	\$ 19,023,686	105
Hidalgo County PCT 3	FM 1925 Extension Sec. 1	FM 2221	3.1 Miles N.	PE: 2021, R: 2024, C: MTP Yrs.	\$ 12,630,159	75
Hidalgo County PCT 3	FM 1925 Extension Sec. 2	Jarachina Rd	8.6 Miles E.	PE: 2021, R: 2024, C: MTP Yrs.	\$ 36,478,985	70
McAllen	2nd St	Trenton	Hobbs	C: 2025	\$ 5,525,000	90
McAllen	Bentsen	3 Mile (FM 924)	5 Mile (Fm 676)	C: 2025	\$ 8,976,000	60
McAllen	Freddy Gonzalez	Shary	10th	C: 2025	\$ 14,016,000	75
McAllen	La Vista	McColl	Jackson	C: 2026	\$ 2,288,000	65
McAllen	Violet	McColl	Jackson	C: 2026	\$ 2,320,000	75
McAllen	Fern	2nd	McColl	C: 2027	\$ 1,082,250	60
McAllen	Auburn	23rd	31st	C: 2028	\$ 2,025,000	50
McAllen	Kennedy	Bentsen	Taylor	C: 2030	\$ 2,574,000	57
McAllen	Oxford	Ware	23rd	C: 2030	\$ 3,500,000	60
McAllen	Sarah	23rd	International PKWY	C: 2030	\$ 7,424,000	85
McAllen	Sprague	Ware	10th	C: 2030	\$ 3,375,000	80
McAllen	Vine	Bentsen	Ware	C: 2030	\$ 6,732,000	70
McAllen	Taylor	I-2	International PKWY	C: 2040	\$ 12,512,000	95
McAllen	Taylor	2 Mile	FM 676	C: 2040	\$ 13,464,000	55
McAllen	Hobbs	23rd	10th	C: 2040	\$ 2,272,000	75
McAllen	Chapin	23rd	29th	C: 2040	\$ 3,969,000	65
McAllen	Oakland	K Center	Jackson	C: 2040	\$ 1,440,000	85
Mission	Glasscock	Military HWY (FM 1016)	Granjeno (FM 494)	C: 2030, R: 2024	\$ 12,047,101	90
Mission	Holland	SH 495	2 Mile Line	C: 2030, R: 2023	\$ 8,014,220	47
Mission	Los Ebanos	I-2	FM 1016	C: 2030, R: 2023	\$ 17,521,404	97
Mission	Los Ebanos	SH 495	Mile 2 Rd	C: 2030, R: 2023	\$ 8,209,820	57
Mission	Trinity	FM 1016	Bryan Rd	C: 2030, CE: 2024	\$ 6,758,730	95

July 8, 2021

TxDOT Monthly Letting Update (Projects within Rio Grande Valley MPO Area)

PROJECTS TO BE LET IN April 2021

Hwy	CO	Limits	Description	Estimate / Low Bid	Funding Categories
LL-PSJA Tri-City Ped Safety 0921-02-391	HID	Within City Limits of Alamo, Pharr & San Juan	Construct Safety Ped Improvements	\$2,014,506 / \$0.00	CAT 3 & 9
LL-North Alamo Rd 0921-02-311	HID	FM 1925 to .54 Miles North of FM 1925	New Location – 2 Lane Rural Roadway	\$607,100 / \$615,015.33	CAT 3 & 7

PROJECTS TO BE LET IN June 2021

Hwy	CO	Limits	Description	Estimate / Low Bid	Funding Categories
LL-Cano St Hike & Bike 0921-02-392	HID	Cano St to Freddy Gonzalez St	Installation of Solar Powered Lighting	\$534,400 / \$0.00	CAT 3 & 9

PROJECTS TO BE LET IN August 2021

Hwy	CO	Limits	Description	Estimate / Low Bid	Funding Categories
LL-FM 1926 1804-01-068	HID	@ FM 1926 (23 rd St) & Hackberry Ave	Addition of North & South Bound Center Turn Lanes	\$150,968 / \$0.00	CAT 7
LL-FM 1926 1804-01-069	HID	@ FM 1926 (23 rd St) & Kendlewood Ave	Addition of North & South Bound Center Turn Lanes	\$103,113 / \$0.00	CAT 7
LL-FM 1926 1804-01-071	HID	@ FM 2916 (23 rd St) & Ebony Ave	Addition of East, North & Southbound Center Turn Lanes	\$119,088 / \$0.00	CAT 7

PROJECTS TO BE LET IN October 2021

Hwy	CO	Limits	Description	Estimate / Low Bid	Funding Categories
Stuart Place Rd – Sidewalks 0921-06-311	CAM	.18 Mi N of Primera Rd to FM 2992/Wilson Rd	Construction of 5 to 6 Ft Wide Sidewalks	\$525,391 / \$0.00	CAT 3 & 9
LL – Loop 499 – Sidewalks 0921-06-312	CAM	Rio Hondo Rd to FM 106 (Harrison Rd)	Construction of ADA Accessible 6 Ft wide Sidewalks	\$574,484, / \$0.00	CAT 3 & 9

July 8, 2021

PROJECTS TO BE LET IN November 2021

Hwy	CO	Limits	Description	Estimate / Low Bid	Funding Categories
LL-CS-Southmost Nature Trail 0921-06-280	CAM	Manzano St to La Posado St	Construct 10' Concrete Trail	\$299,498 / \$0.00	CAT 7

PROJECTS TO BE LET IN December 2021

Hwy	CO	Limits	Description	Estimate / Low Bid	Funding Categories
LL – FM 1926 1804-01-072	HID	@SS 115 (23 rd St) & Jackson Ave	Addition of North & South Bound Center Turn Lanes	\$102,663 / \$0.00	CAT 7
LL – SH 336 0621-01-106	HID	Intersection of Bus 83 to 135 Ft S of Intersection of Bus 83	Addition of North & South Bound Center Turn Lanes	\$77,958 / \$0.00	CAT 7
S Parallel Corridor (Phase 2) 0921-06-252	CAM	FM 509 to FM 1577	Construct 2 Lane Rural	\$8,368,925 / \$0.00	CAT 3, 10, 11 & 11B
LL-365 Tollway 0921-02-368	HID	FM 396 TO US 281	Construct 4 Ln Controlled Access Tolled Facility	\$260,123,640 / \$0.00	CAT 3, 10, 11B & 12

PROJECTS TO BE LET IN February 2022

Hwy	CO	Limits	Description	Estimate / Low Bid	Funding Categories
FM 676 (5 Mile) 1064-01-032	HID	SH 364 (La Homa) East to SH 107	Widen to 4 Lane Divided	\$15,000,000 / \$0.00	CAT 2
LL – Donna Sidewalk Project 0921-02-393	HID	South International Blvd	Rehabilitation of Deteriorated Sidewalks	\$396,640 / \$0.00	CAT 3 & 9

PROJECTS TO BE LET IN March 2022

Hwy	CO	Limits	Description	Estimate / Low Bid	Funding Categories
SH 550 0684-01-068	CAM	.203 Mi W of FM 1847 to 1/13 Mi S of UPRR Overpass @ FM 3248	Construct 4 Lane Toll Facility	\$21,072,461 / \$0.00	CAT 3 & 7

July 8, 2021

PROJECTS TO BE LET IN April 2022

Hwy	CO	Limits	Description	Estimate / Low Bid	Funding Categories
LL – Brownsville/Los Fresnos Hike & Bike Trail 0921-06-322	CAM	2.0 Miles North of FM 511 / FM 1847 Intersection to Along Canal, .7 Miles East, .38 Miles North, .3 Miles West	Construct 10' Hike & Bike Trail between Brownsville and Los Fresnos	\$640,001 / \$0.00	CAT 3 & 9

PROJECTS TO BE LET IN August 2022

Hwy	CO	Limits	Description	Estimate / Low Bid	Funding Categories
IH-69E 0039-07-257	CAM	Industrial Blvd to Loop 499 (Primera Rd)	North Bound & South Bound Ramp Reversal	\$2,813,725 / \$0.00	CAT 1 & 2
Taylor Rd 0921-02-328	HID	Mile 2 to Bus 83	Widen to 4 Lane Divided Roadway	\$8,837,651 / \$0.00	CAT 7 & 3
LL-Anzalduas Int'l Bridge 0921-02-379	HID	Port of Entry North Bound	Inbound Commercial Inspection Pre-Cleared Cargo Traffic	\$36,056,462 / \$0.00	CAT 10 & 3
LL-RGV Bicycle Share 0921-02-429	HID	Within Hidalgo County	Rio Grande Valley Bicycle Share	\$544,000 / \$0.00	CAT 9 & 3
LL-Bicentennial Hike & Bike & Wisconsin Rd	HID	Canton Rd & Jackson Rd to Bicentennial H&B & Wisconsin Rd	Jackson Hike & Bike (Phase II)	\$2,256,485 / \$0.00	CAT 9 & 3
LL-City of Pharr & City of Alamo 0921-02-432	HID	Within the City of Pharr & Alamo	PSJA TriCity Pedestrian Improvements (Phase II)	\$2,196,840 / \$0.00	CAT 9 & 3
LL-Anzalduas Int'l Bridge	HID	At Anzalduas International Bridge Port of Entry – South Bound	Construct South Bound Inspection Station	\$12,008,326 / \$0.00	CAT 10, 7, 11 & 3

PHARR DISTRICT MASTER LETTING PLAN - FY 2020 + <<FOR INTERNAL TxDOT PHARR DISTRICT USE ONLY>> (JS Revised 5-17-2021)

Let Date	Co	Highway	CSJ	Description	Limits	DISTRICT FUND 6					STATEWIDE FUND 6				Cat 11 (RIDER 11B)/(Rider 45)	Cat 11 (Energy Sector)	Overall Total
						Cat 1 Rehab	Cat 1 PM	DISTRICT 1 TOTALS	Cat 10 Charge (CBI)	Cat 12	DISTRICT FUND 6 TOTALS	Cat 6/RGS	CAT 8	Cat 3 Local			

Construction Lettings

Jan-21		NO PROJECTS					\$ -				\$ -				\$ -		\$ -		\$ -	\$ -
Feb-21	HID	FM 1423	1427-01-040, etc.	Overlay	IH-2 to Bus 83		\$ 799,849	\$ 799,849			\$ -				\$ -		\$ -		\$ -	\$ 799,849
	HID	>FM 1423	1427-01-041	Overlay	SH 107 to Wisconsin Rd		\$ 877,165	\$ 877,165			\$ -				\$ -		\$ -		\$ -	\$ 877,165
	HID	>FM 493	0863-01-071	Overlay	IH-2 to Bus 83		\$ 367,311	\$ 367,311			\$ -				\$ -		\$ -		\$ -	\$ 367,311
	HID	>FM 2061	1939-02-040	Overlay	Ridge Rd to FM 3072		\$ 2,078,804	\$ 2,078,804			\$ -				\$ -		\$ -		\$ -	\$ 2,078,804
	CAM	>BUS 77X	0327-08-099	Overlay	FM 507 to Floodway Bridge		\$ 932,878	\$ 932,878			\$ -				\$ -		\$ -		\$ -	\$ 932,878
	CAM	>BUS 77X	0039-12-255	Overlay	Floodway Bridge to LP 499		\$ 226,165	\$ 226,165			\$ -				\$ -		\$ -		\$ -	\$ 226,165
							\$ -	\$ 5,282,172	\$ 5,282,172	\$ -	\$ -	\$ -	\$ -	\$ -	\$ -	\$ -	\$ -	\$ -	\$ -	\$ 5,282,172
Mar-21	HID	FM 2221	0862-01-059	Rehabilitation	FM 492 to FM 681		\$ 3,118,299	\$ 3,118,299			\$ -				\$ -		\$ -		\$ -	\$ 3,118,299
							\$ 3,118,299	\$ -	\$ 3,118,299	\$ -	\$ -	\$ -	\$ -	\$ -	\$ -	\$ -	\$ -	\$ -	\$ -	\$ 3,118,299
Apr-21		NO PROJECTS					\$ -	\$ -	\$ -	\$ -	\$ -	\$ -	\$ -	\$ -	\$ -	\$ -	\$ -	\$ -	\$ -	\$ -
May-21		NO PROJECTS					\$ -	\$ -	\$ -	\$ -	\$ -	\$ -	\$ -	\$ -	\$ -	\$ -	\$ -	\$ -	\$ -	\$ -
Jun-21	CAM	FM 511	0684-02-014	Replace Bridge and Approaches	.4 Mi S of SH 4 STR# 0684-02-007 To Over Drainage Ditch			\$ -			\$ -	\$ 911,397			\$ 911,397		\$ -		\$ -	\$ 911,397
							\$ -	\$ -	\$ -	\$ -	\$ -	\$ 911,397	\$ -	\$ -	\$ 911,397	\$ -	\$ -	\$ -	\$ -	\$ 911,397
Jul-21		NO PROJECTS					\$ -	\$ -	\$ -	\$ -	\$ -	\$ -	\$ -	\$ -	\$ -	\$ -	\$ -	\$ -	\$ -	\$ -
Aug-21	VAR	Various	0921-02-465	Network, Integrate, and Upgrade Signal Cabinet Equipment	Various			\$ -		\$ 7,089,796	\$ 7,089,796				\$ -		\$ -		\$ -	\$ 7,089,796
	CAM	IH-69E - Traffic Signal Improvements	0039-07-258	Improve Traffic Signals	0.1 Miles North of New Hampshire St to 0.1 Miles South of New Hampshire St							\$ 188,103			\$ 188,103		\$ -		\$ -	\$ 188,103
							\$ -	\$ -	\$ -	\$ 7,089,796	\$ 7,089,796	\$ -	\$ 188,103	\$ -	\$ 188,103	\$ -	\$ -	\$ -	\$ -	\$ 7,277,899
Sep-21	CAM	FM 1419	1426-01-054	Seal Coat	FM 3068 to FM 511		\$ 183,636	\$ 183,636			\$ -				\$ -		\$ -		\$ -	\$ 183,636
	CAM	FM 1419	1426-01-055	Seal Coat	FM 511 to SH 4		\$ 308,882	\$ 308,882			\$ -				\$ -		\$ -		\$ -	\$ 308,882
	CAM	FM 509	2369-01-029	Seal Coat	FM 508 to FM 106		\$ 133,994	\$ 133,994			\$ -				\$ -		\$ -		\$ -	\$ 133,994
	CAM	FM 509	2369-01-030	Seal Coat	Bus 77 to FM 800 IH 69E		\$ 35,480	\$ 35,480			\$ -				\$ -		\$ -		\$ -	\$ 35,480
	CAM	FM 509	1065-01-017	Seal Coat	IH-69E to FM 800		\$ 115,420	\$ 115,420			\$ -				\$ -		\$ -		\$ -	\$ 115,420
	CAM	FM 800	1136-02-054	Seal Coat	FM 3067 to FM 1479		\$ 315,181	\$ 315,181			\$ -				\$ -		\$ -		\$ -	\$ 315,181
	CAM	SH 345	0630-01-055	Seal Coat	FM 1561 to FM 106		\$ 155,500	\$ 155,500			\$ -				\$ -		\$ -		\$ -	\$ 155,500
	CAM	FM 3248	2717-01-029	Seal Coat	IH-69E to FM 1847		\$ 212,562	\$ 212,562			\$ -				\$ -		\$ -		\$ -	\$ 212,562
	CAM	FM 733	0872-03-012	Seal Coat	Bus 83 to Tio Cano Lake Cross		\$ 108,357	\$ 108,357			\$ -				\$ -		\$ -		\$ -	\$ 108,357
	CAM	FM 506	0872-02-020	Seal Coat	Willacy/Cameron C.L. to SH 107		\$ 207,791	\$ 207,791			\$ -				\$ -		\$ -		\$ -	\$ 207,791
	CAM	FM 506	0872-04-031	Seal Coat	SH 107 to IH-2		\$ 356,069	\$ 356,069			\$ -				\$ -		\$ -		\$ -	\$ 356,069
	CAM	FM 506	0872-04-032	Seal Coat	IH-2 to Bux 83		\$ 25,612	\$ 25,612			\$ -				\$ -		\$ -		\$ -	\$ 25,612
	CAM	FM 506	0872-02-033	Seal Coat	FM 3067 to US 281		\$ 157,193	\$ 157,193			\$ -				\$ -		\$ -		\$ -	\$ 157,193
	CAM	SS 486	1065-02-038	Seal Coat	IH-69E to Bus 77		\$ 80,581	\$ 80,581			\$ -				\$ -		\$ -		\$ -	\$ 80,581
	CAM	FM 3067	3094-03-007	Seal Coat	FM 506 to FM 800		\$ 85,613	\$ 85,613			\$ -				\$ -		\$ -		\$ -	\$ 85,613
	CAM	FM 1847	1801-02-019	Seal Coat	FM 2925 to FM 106		\$ 265,649	\$ 265,649			\$ -				\$ -		\$ -		\$ -	\$ 265,649
	CAM	FM 1847	1801-01-051, etc	Seal Coat	FM 2893 to SH 550		\$ 534,935	\$ 534,935			\$ -				\$ -		\$ -		\$ -	\$ 534,935
	CAM	FM 1847	1801-01-052	SealCoat	SH 550 to FM 3248		\$ 178,504	\$ 178,504			\$ -				\$ -		\$ -		\$ -	\$ 178,504
	HID	FM 2221	2416-02-006	SealCoat	US 83 to 6.244 Mi N. of US 83		\$ 531,889	\$ 531,889			\$ -				\$ -		\$ -		\$ -	\$ 531,889
	HID	FM 2221	0669-03-027	SealCoat	6.244 Mi N. of US 83 to FM 492		\$ 211,042	\$ 211,042			\$ -				\$ -		\$ -		\$ -	\$ 211,042
	HID	FM 492	0862-01-060	SealCoat	FM 2221 to Bus 83		\$ 250,908	\$ 250,908			\$ -				\$ -		\$ -		\$ -	\$ 250,908

PHARR DISTRICT MASTER LETTING PLAN - FY 2020 + <<FOR INTERNAL TxDOT PHARR DISTRICT USE ONLY>> (JS Revised 5-17-2021)

Let Date	Co	Highway	CSJ	Description	Limits	DISTRICT FUND 6						STATEWIDE FUND 6				Cat 11 (RIDER 11B)/(Rider 45)	Cat 11 (Energy Sector)	Overall Total
						Cat 1 Rehab	Cat 1 PM	DISTRICT Cat 1 TOTALS	Cat 10 Charge (CBI)	Cat 12	DISTRICT FUND 6 TOTALS	Cat 6/RGS	CAT 8	Cat 3 Local	STATEWIDE FUND 6 TOTALS			
	HID	>FM 3071	3096-01-007	Seal Coat	FM 1925 to SH 107		\$ 103,215	\$ 103,215										\$ 103,215
	HID	>FM 1015	1228-02-030	Seal Coat	Hidalgo/Willacy C.L. to SH 107		\$ 550,805	\$ 550,805										\$ 550,805
	HID	>FM 491	0861-01-064	Seal Coat	SH 107 to Mile 10 N Rd.		\$ 396,730	\$ 396,730			\$ -			\$ -	\$ -		\$ -	\$ 396,730
	HID	>FM 493	0863-03-034	Seal Coat	SH 186 to FM 2812 (South Leg)		\$ 511,558	\$ 511,558										\$ 511,558
	HID	>FM 493	0863-03-035	Seal Coat	FM 1925 to SH 107		\$ 97,110	\$ 97,110										\$ 97,110
	HID	>FM 490	0860-01-019	Seal Coat	US 281 to FM 493		\$ 345,963	\$ 345,963										\$ 345,963
	HID	SH 107	0528-01-121, etc.	Overlay	FM 2061 to 4th St.		\$ 1,419,737	\$ 1,419,737										\$ 1,419,737
	HID	>SH 495	0865-01-113	Overlay	FM 1926 to FM 3362		\$ 1,170,785	\$ 1,170,785										\$ 1,170,785
	CAM	>SH 48	0220-07-063	Overlay	FM 511 to SH 550		\$ 476,256	\$ 476,256										\$ 476,256
	CAM	>IH-69E	0039-16-069	Overlay	FM 802 to 0.49 Mile S. of SH 4		\$ 3,026,144	\$ 3,026,144			\$ -			\$ -	\$ -		\$ -	\$ 3,026,144
	CAM	SH 100	0331-01-048, etc.	Overlay	IH-69E to FM 803		\$ 1,427,789	\$ 1,427,789			\$ -			\$ -	\$ -		\$ -	\$ 1,427,789
	CAM	>SH 100	0331-01-049	Overlay	FM 803 to FM 1575		\$ 678,579	\$ 678,579			\$ -			\$ -	\$ -		\$ -	\$ 678,579
	CAM	>SS 206	1425-03-066	Overlay	Commerce St. to Bus 77		\$ 686,114	\$ 686,114			\$ -			\$ -	\$ -		\$ -	\$ 686,114
	CAM	>SS 206	1425-03-067	Overlay	Bus 77 to SL 499		\$ 803,055	\$ 803,055			\$ -			\$ -	\$ -		\$ -	\$ 803,055
	CAM	>SS 206	1425-03-072	Overlay	IH-69E to Commerce St.		\$ 1,076,416	\$ 1,076,416			\$ -			\$ -	\$ -		\$ -	\$ 1,076,416
						\$ -	\$ 17,225,054	\$ 17,225,054	\$ -	\$ -	\$ -	\$ -	\$ -	\$ -	\$ -	\$ -	\$ -	\$ 17,225,054
Oct-21	HID	FM 3072	3098-01-016	Rehabilitation	FM 2061 to Veterans Rd.	\$ 6,183,970	\$ 6,183,970			\$ -			\$ -	\$ -		\$ -	\$ -	\$ 6,183,970
						\$ 6,183,970	\$ -	\$ 6,183,970	\$ -	\$ -	\$ -	\$ -	\$ -	\$ -	\$ -	\$ -	\$ -	\$ 6,183,970
Nov-21	CAM	FM 1846	1065-02-039	Rehabilitation	San Jose Ranch Road to BUS 77	\$ 3,100,000	\$ 3,100,000											\$ 3,100,000
						\$ 3,100,000	\$ -	\$ 3,100,000	\$ -	\$ -	\$ -	\$ -	\$ -	\$ -	\$ -	\$ -	\$ -	\$ 3,100,000
Dec-21	HID	FM 907	1586-01-079	Rehabilitation	FM 3072 to US 281	\$ 3,080,000	\$ 3,080,000			\$ -			\$ -	\$ -		\$ -	\$ -	\$ 3,080,000
						\$ 3,080,000	\$ -	\$ 3,080,000	\$ -	\$ -	\$ -	\$ -	\$ -	\$ -	\$ -	\$ -	\$ -	\$ 3,080,000
Apr-22	HID	IH 69C	0255-08-108,etc	Overlay	Nolana Ave to Sprague St	\$ 5,901,288	\$ 5,901,288			\$ -			\$ -	\$ -		\$ -	\$ -	\$ 5,901,288
						\$ -	\$ 38,782,384	\$ 38,782,384	\$ -	\$ -	\$ -	\$ -	\$ -	\$ -	\$ -	\$ -	\$ -	\$ 38,782,384
May-22	HID	FM 2061	1939-01-060	Install Raised Median	SH 107 to Trenton Rd	\$ -	\$ -	\$ -			\$ -	\$ 3,196,034	\$ 3,196,034	\$ 489,267	\$ 489,267		\$ -	\$ 3,685,301
	CAM	SH 4	0039-10-083	Install Raised Median	SH 48 to FM 313	\$ -	\$ -	\$ -			\$ -	\$ 2,579,584	\$ 2,579,584	\$ 1,806,967	\$ 1,806,967		\$ -	\$ 4,386,551
	CAM	SH 48	0220-05-080	Install Raised Median	SH 4 to FM 511	\$ -	\$ -	\$ -			\$ -	\$ 4,369,522	\$ 4,369,522	\$ 539,432	\$ 539,432		\$ -	\$ 4,908,954
						\$ -	\$ -	\$ -	\$ -	\$ -	\$ 10,145,140	\$ -	\$ 10,145,140	\$ 2,835,666	\$ 2,835,666	\$ -	\$ -	\$ 12,980,806
Jul-22	CAM	BUS 77	0327-08-102	Install Raised Median	Jefferson Ave. to .035 Mi S of SS 206	\$ -	\$ -	\$ -			\$ -	\$ 651,026	\$ 651,026		\$ -		\$ -	\$ 651,026
	HID	>Bus 83	0039-04-130, etc.	Improve Traffic Signal	@ Victoria Rd.	\$ -	\$ -	\$ -			\$ -	\$ 154,057	\$ 154,057		\$ -		\$ -	\$ 154,057
	CAM	>BUS 77	0039-12-264	Improve Traffic Signal	@ FM 1846 / SS 486	\$ -	\$ -	\$ -			\$ -	\$ 188,102	\$ 188,102		\$ -		\$ -	\$ 188,102
	CAM	>BUS 77	0039-12-265	Install Intersection Flashing Beacon	@ Iowa Gardens Road	\$ -	\$ -	\$ -			\$ -	\$ 188,102	\$ 188,102		\$ -		\$ -	\$ 188,102
	CAM	>BUS 77	0039-12-266	Install Intersection Flashing Beacon	@ Camino Real Blvd/Yoakum St	\$ -	\$ -	\$ -			\$ -	\$ 54,652	\$ 54,652		\$ -		\$ -	\$ 54,652
	CAM	>BUS 77	0039-10-087	Improve Traffic Signal	@ US 281/SH48	\$ -	\$ -	\$ -			\$ -	\$ 154,057	\$ 154,057		\$ -		\$ -	\$ 154,057
	HID	>FM 492	0862-01-065	Improve Traffic Signal	@ SH 495	\$ -	\$ -	\$ -			\$ -	\$ 154,057	\$ 154,057		\$ -		\$ -	\$ 154,057
	HID	>FM 493	0863-03-039	Improve Traffic Signal	@ FM 1925	\$ -	\$ -	\$ -			\$ -	\$ 154,057	\$ 154,057		\$ -		\$ -	\$ 154,057
	CAM	>FM 509	2369-01-031	Improve Traffic Signal	@ Russell Ln / Haine Dr	\$ -	\$ -	\$ -			\$ -	\$ 154,057	\$ 154,057		\$ -		\$ -	\$ 154,057
	STR	>FM 649	0329-02-039	Safety Lighting	La Morita Rd. to 0.18 Miles S of FM 3167	\$ -	\$ -	\$ -			\$ -	\$ 118,835	\$ 118,835		\$ -		\$ -	\$ 118,835

PHARR DISTRICT MASTER LETTING PLAN - FY 2020 + <<FOR INTERNAL TxDOT PHARR DISTRICT USE ONLY>> (JS Revised 5-17-2021)

Let Date	Co	Highway	CSJ	Description	Limits	DISTRICT FUND 6						STATEWIDE FUND 6				Cat 11 (RIDER 11B)/(Rider 45)	Cat 11 (Energy Sector)	Overall Total
						Cat 1 Rehab	Cat 1 PM	DISTRICT Cat 1 TOTALS	Cat 10 Charge (CBI)	Cat 12	DISTRICT FUND 6 TOTALS	Cat 6/RGS	CAT 8	Cat 3 Local	STATEWIDE FUND 6 TOTALS			
	HID	>FM 907	1586-01-086	Improve Traffic Signal	@ Mile 17 N Rd	\$ -	\$ -	\$ -				\$ -	\$ 154,057		\$ 154,057			\$ 154,057
	HID	>FM 907	1586-01-087	Improve Traffic Signal	@ Wisconsin Rd	\$ -	\$ -	\$ -				\$ -	\$ 154,057		\$ 154,057			\$ 154,057
	HID	>FM 1423	1427-01-046	Improve Traffic Signal	@ SH 495	\$ -	\$ -	\$ -				\$ -	\$ 154,057		\$ 154,057			\$ 154,057
	HID	>FM 2812	2831-01-015	Install Intersection Flashing Beacon	@ Cesar Chavez Rd	\$ -	\$ -	\$ -				\$ -	\$ 51,867		\$ 51,867			\$ 51,867
	HID	>IH 2	0039-18-125	Improve Traffic Signal	@ SHS 433	\$ -	\$ -	\$ -				\$ -	\$ 188,103		\$ 188,103			\$ 188,103
	HID	>IH 69C	0255-07-147	Improve Traffic Signal	@ SH 107	\$ -	\$ -	\$ -				\$ -	\$ 188,103		\$ 188,103			\$ 188,103
	CAM	>IH 69E	0039-16-071	Install Pedestrian Signal	@ E. 14th St.	\$ -	\$ -	\$ -				\$ -	\$ 188,103		\$ 188,103			\$ 188,103
	HID	>Various (Hidalgo County)	0921-02-482	Improve Traffic Signal	Various Locations in Hidalgo County	\$ -	\$ -	\$ -				\$ -	\$ 563,149		\$ 563,149			\$ 563,149
	HID	>UP 281	0255-09-104	Improve Traffic Signal	@ SS115	\$ -	\$ -	\$ -				\$ -	\$ 188,103		\$ 188,103			\$ 188,103
	HID	Various (Hidalgo County)	0921-02-483	Install Warning/Guide Signs, Install Pavement Markings	Various Locations in Hidalgo County	\$ -	\$ -	\$ -				\$ -	\$ 726,537		\$ 726,537			\$ 726,537
						\$ -	\$ -	\$ -	\$ -	\$ -	\$ -	\$ -	\$ 4,527,138	\$ -	\$ 4,527,138	\$ -	\$ -	\$ 4,527,138
Aug-22	CAM	SH 107	0342-03-037	Rehabilitate Existing Roadway	Louisiana St. to Hooks E. Hodges St.	\$ 7,000,000	\$ -	\$ 7,000,000				\$ -	\$ -		\$ -			\$ 7,000,000
	HID	Nittler Rd. - West Bridge	0921-02-445, etc.	Reconstruct Bridge	1.25 Miles West of FM 88 (NBI: 21-109-0-AA03-41-004)	\$ -	\$ -	\$ -				\$ 600,000	\$ -		\$ 600,000			\$ 600,000
	HID	>Nittler Rd. - East Bridge	0921-02-446	Reconstruct Bridge	.2 Miles West of FM 88 (NBI: 21-109-0-AA03-41-005)	\$ -	\$ -	\$ -				\$ 600,000	\$ -		\$ 600,000			\$ 600,000
						\$ 7,000,000	\$ -	\$ 7,000,000	\$ -	\$ -	\$ -	\$ 1,200,000	\$ -	\$ -	\$ 1,200,000	\$ -	\$ -	\$ 16,018,337
								\$ 83,771,879				\$ 7,089,796			\$ 16,971,778	\$ 2,835,666	\$ -	\$ 110,669,119

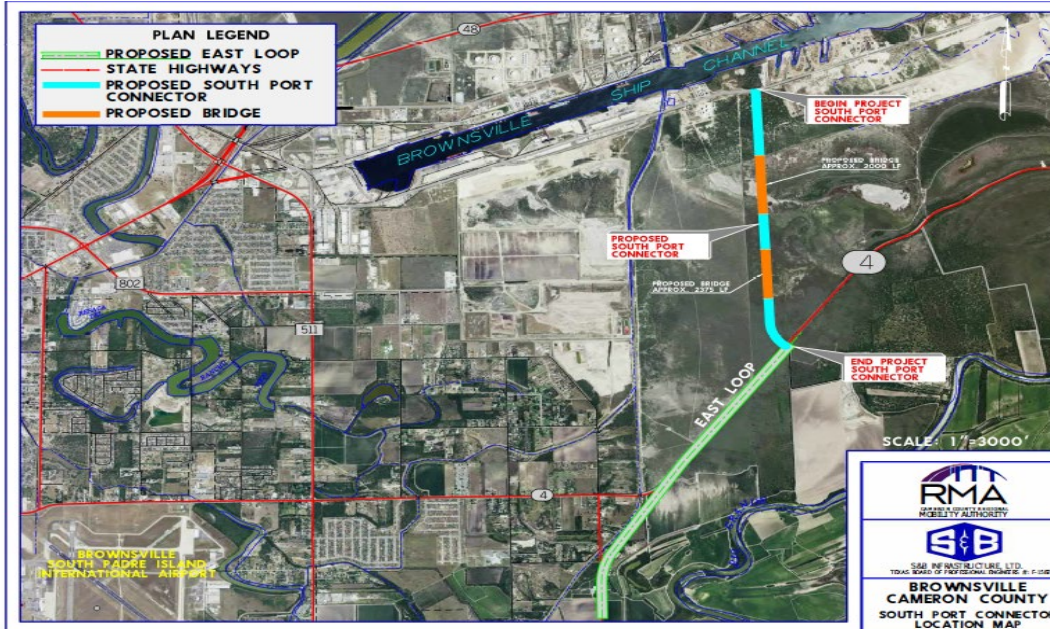
CCRMA
Project Status Presentation
RGVMPO Technical Advisory Committee

July 08, 2021



South Port Connector

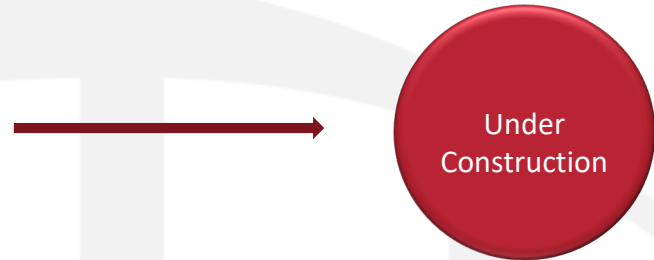
CSJ: 0921-06-288



- 1 Environmental ✓
- 2 Preliminary Engineering ✓
- 3 ROW & Utilities: ✓
- 4 Design ✓
- 5 Funding ✓

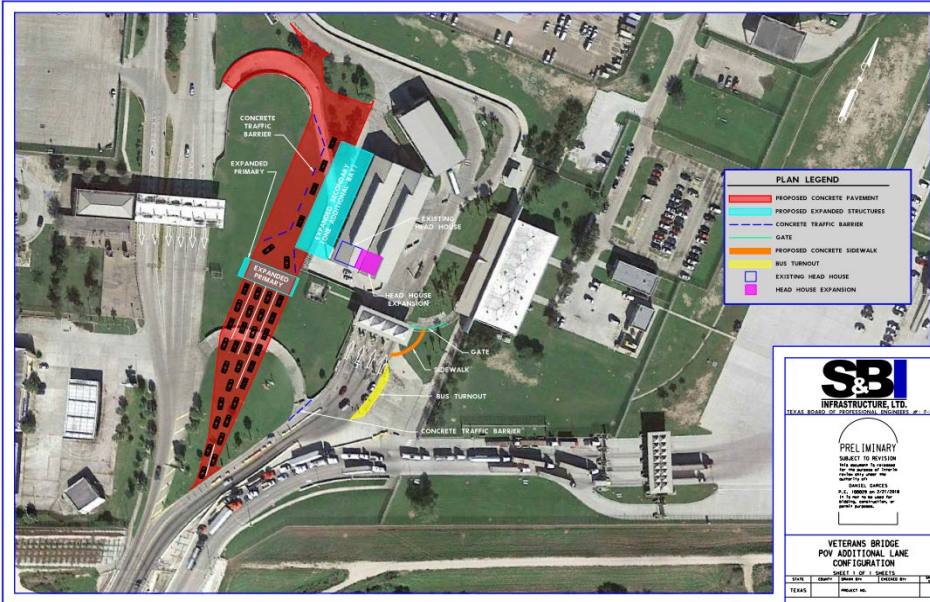
Recent Activity:

- Currently Under Construction - 60% Complete
- Estimated Completion Date – December 2021



Veterans POV Expansion

CSJ: 0921-06-313



Recent Activity:

- Included in Border Master Plan- High Impact Project
- CBP/GSA Approval Received – DAA Executed
- Received TxDOT concurrence on Public Interest Finding for specialized equipment
- Pending – TxDOT Final Approval for Project Letting / Approval of 100% PS&E
- Pending Trade Fair Agreement & TIP Amendment for FY 2022 Letting

- 1 Environmental** ✓
- 2 Preliminary Engineering** ✓
- 3 ROW & Utilities:** ✓
- 4 Design** ✓
- 5 Funding** ✓



Shovel Ready

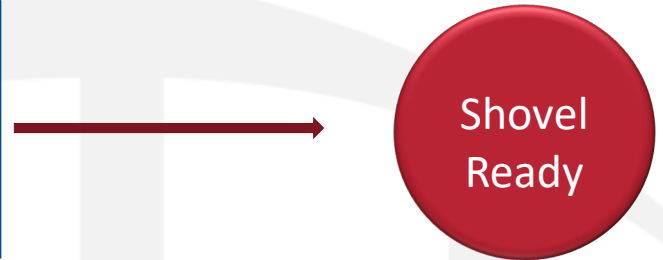
SH 550 GAP 2 Project

CSJ: 0684-01-068



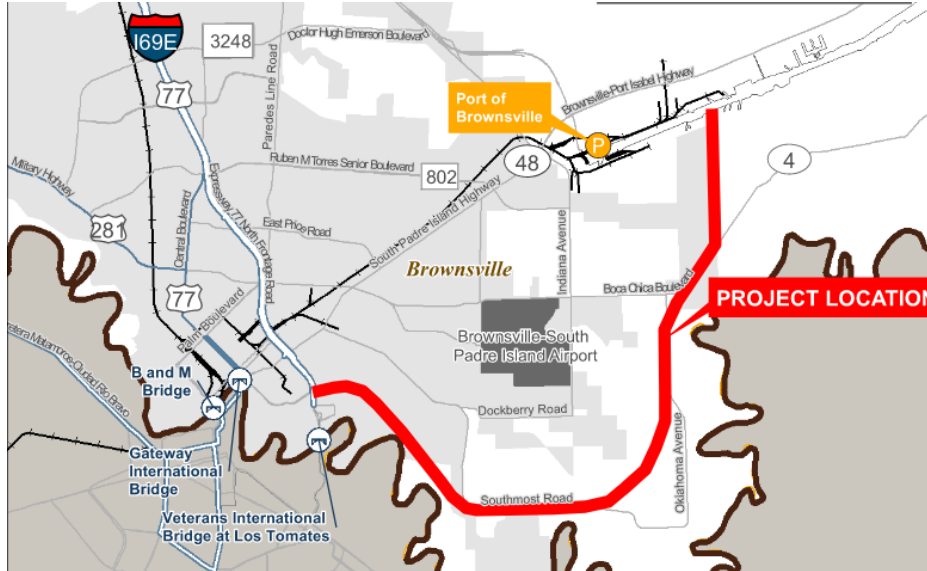
- 1 **Environmental** ✓
- 2 **Preliminary Engineering** ✓
- 3 **ROW & Utilities:** ✓
- 4 **Design** - 90% PS&E Completed
- 5 **Funding** ✓

- Recent Activity:**
- Included in Border Master Plan- High Impact Project
 - ROW in Place / Utilities Adjusted
 - Environmental Re Evaluation Underway
 - PS&E-90% complete
 - TxDOT Commission Approved 2.5 Miles of Interstate Designation - March 2020
 - UPRR Structure Group reviewing comments



East Loop

CSJ: 0921-06-315



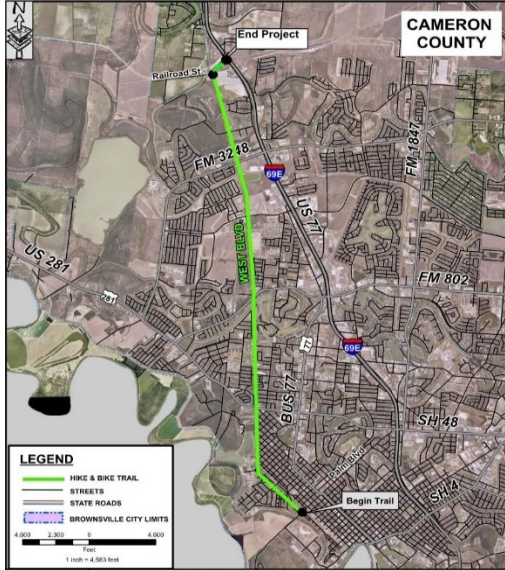
1	Environmental	- 80% complete
2	Preliminary Engineering	✓
3	ROW & Utilities:	- In Process
4	Design	- Under Design
5	Funding	- Partially Funded

Recent Activity:

- Included in Border Master Plan- High Impact Project
- USFWS Land Swap Agreement FONSI Issued
- Environmental Documents are 80% complete
- USFWS and IBWC Addressing 90% schematic comments
- Pending August/November 2021 TIP Amendment
- CCRMA is Proceeding with 100% Local Funding for Preliminary Engineering to Expedite

West Rail Trail

CSJ: 0921-06-293



1	Environmental	- Underway
2	Preliminary Engineering	✓
3	ROW & Utilities:	✓
4	Design	- In Process
5	Funding	✓

Recent Activity:

- Included in Border Master Plan- High Impact Project
- Bi-National Hike & Bike Trail
- Environmental Documents at 80%.
- ROW is in place
- PS&E Design 60% Complete
- Virtual Public Meeting held on February 23, 2021
- All public comments addressed on March 22, 2021

Flor De Mayo Bridge

CSJ: TBD



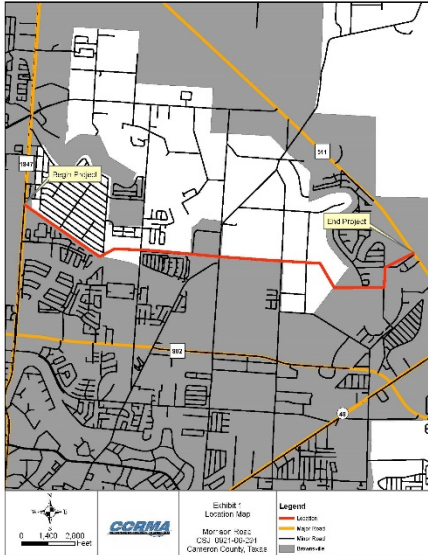
1	Environmental	- Underway
2	Preliminary Engineering	- Underway
3	ROW & Utilities:	✓
4	Design	- Pending
5	Funding	- Pending

Recent Activity:

- Included in Border Master Plan- High Impact Project
- Development of Presidential Permit Application on going
- Feasibility study Complete

Morrison Road

CSJ: 0921-06-291



1	Environmental	- Underway
2	Preliminary Engineering	- Underway
3	ROW & Utilities:	- Pending
4	Design	- Pending
5	Funding	✓

Recent Activity:

- Included in Border Master Plan- High Impact Project
- Consultant selected and environmental and schematic are under development
- Preliminary Coordination with City and Drainage / District Underway
- Functional Classification under review by FHWA

Old Alice Rd

CSJ: 0921-06-290



1	Environmental	- 95% Complete
2	Preliminary Engineering	✓
3	ROW & Utilities:	✓
4	Design	- Pending
5	Funding	✓

Recent Activity:

- Included in Border Master Plan- Medium Impact Project
- 90% PS&E complete. 100% by end of July
- Virtual Public Meeting Held August 11, 2020
- ROW 100% in place, Utilities Adjusted.
- Ready to Let in FY 2021

FM 509

CSJ: 0921-06-254



Recent Activity:

- Included in Border Master Plan- Medium Impact Project
- Transportation Commission Approved On-System Minute Order - May 2021
- TxDOT has funded the project fully in the 2021 UTP
- Functional Classification under review by FHWA
- CCRMA will utilize 100% Local Funds for Preliminary Engineering to expedite

1	Environmental	- Pending
2	Preliminary Engineering	- Pending
3	ROW & Utilities:	- Pending
4	Design	- Pending
5	Funding	✓

SPI 2nd Access

CSJ: TBD



Recent Activity:

- Included in Border Master Plan- Medium Impact Project
- Recently redesignated to a Non-Tolled project development strategy
- Environmental Status
- Design Status

1

Environmental - Underway

2

Preliminary Engineering - Underway

3

ROW & Utilities: - Pending

4

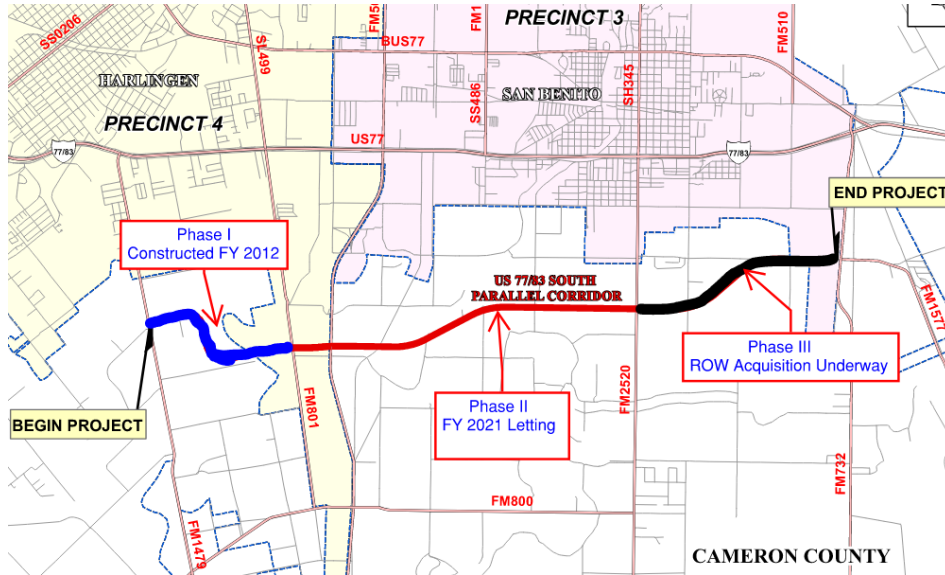
Design - Pending

5

Funding - Pending

S. Parallel Corridor Phase II

CSJ: 0921-06-252



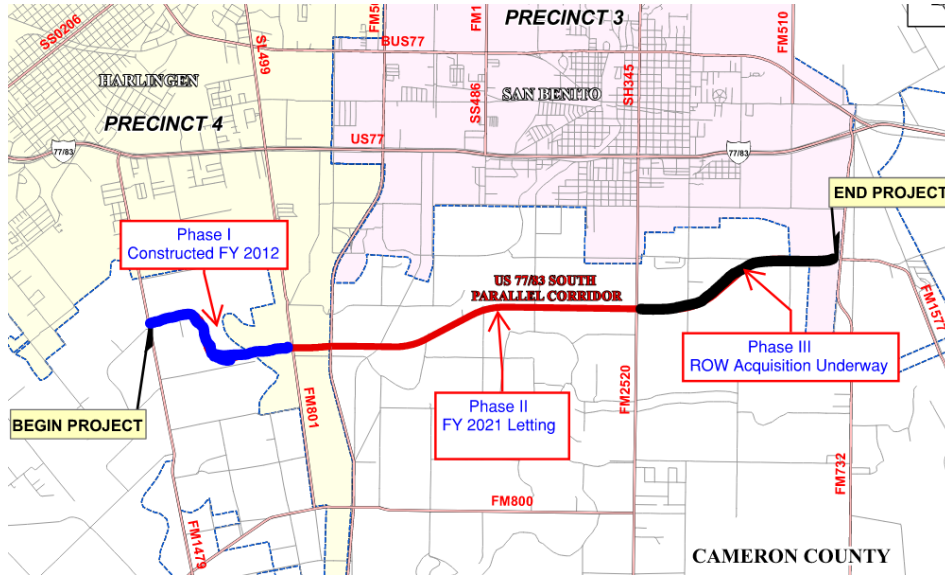
- | | | |
|---|--------------------------------|---|
| 1 | Environmental | ✓ |
| 2 | Preliminary Engineering | ✓ |
| 3 | ROW & Utilities: | ✓ |
| 4 | Design | ✓ |
| 5 | Funding | ✓ |

Recent Activity:

- Included in Border Master Plan- Medium Impact Project
- 100% PS&E Approved by TxDOT
- 100% of ROW Acquired, 100% Utilities Adjusted
- Fully Funded for Construction
- December 2021 Letting

S. Parallel Corridor Phase III

CSJ: 0921-06-257



1	Environmental	✓
2	Preliminary Engineering	✓
3	ROW & Utilities:	- Underway
4	Design	- Underway
5	Funding	- Pending

Recent Activity:

- Included in Border Master Plan- Medium Impact Project
- ROW Acquisition Underway
- Utility Coordination Underway
- Needs Funding to construct the entire 10-Mile Corridor to a 5-Lane Urban Section
- Pending approval of Earmark Funding for ROW & Construction

US 281 Connector



1	Environmental	- Pending
2	Preliminary Engineering	- Pending
3	ROW & Utilities:	- Pending
4	Design	- Pending
5	Funding	- Pending

Recent Activity:

- Included in Border Master Plan- Medium Impact Project
- CCRMA Conceptual Project to provide a connection between US281 (Military Highway) and I69E. Ultimately connecting the International Bridges Directly with the Port of Brownsville Via SH 550

West Blvd – Roadway CSJ:



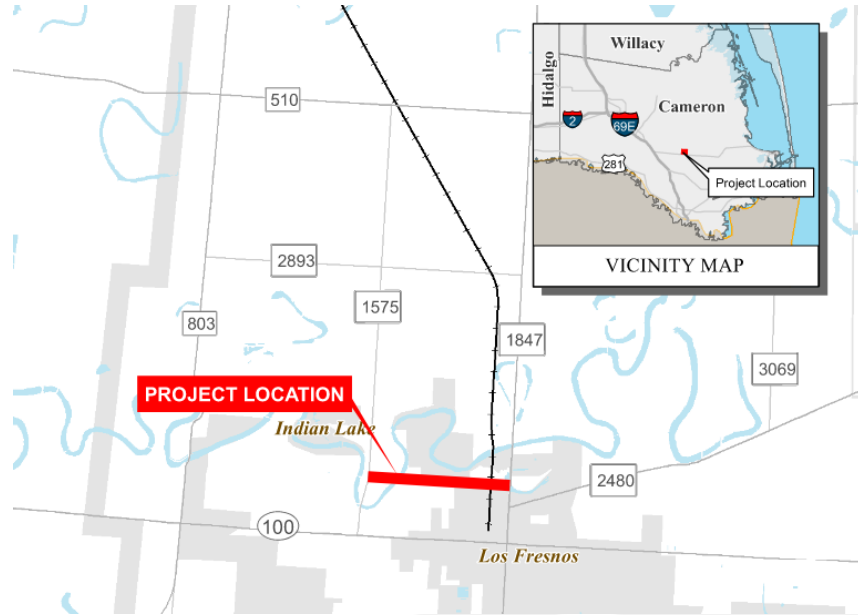
- | | | |
|---|-------------------------|------------|
| 1 | Environmental | - Underway |
| 2 | Preliminary Engineering | - Underway |
| 3 | ROW & Utilities: | ✓ |
| 4 | Design | - Pending |
| 5 | Funding | ✓ |

Recent Activity:

- Preliminary Engineering is being completed with 100% Local Funds
- Functional Classification under development
- Roadway Construction Funding - FY 2022 of the TIP / MTP
- Environmental Documents Under Development In-House (CCRMA)
- ROW is in place

Whipple Road

CSJ: 0921-06-292



1	Environmental	- Underway
2	Preliminary Engineering	- Underway
3	ROW & Utilities:	✓
4	Design	- Pending
5	Funding	✓

Recent Activity:

- Construction 100% Funded in 2021 UTP
- DCC held on September 14, 2020
- Schematic 60% TxDOT comments being addressed
- Environmental at 20%



U.S. 77 – I69E Plan

Fully Funded by TxDOT - 2021 UTP



Project Funding Status

Including 2021 UTP

- █ Funded
- █ Partially Funded
- █ Unfunded

I-69 System Status

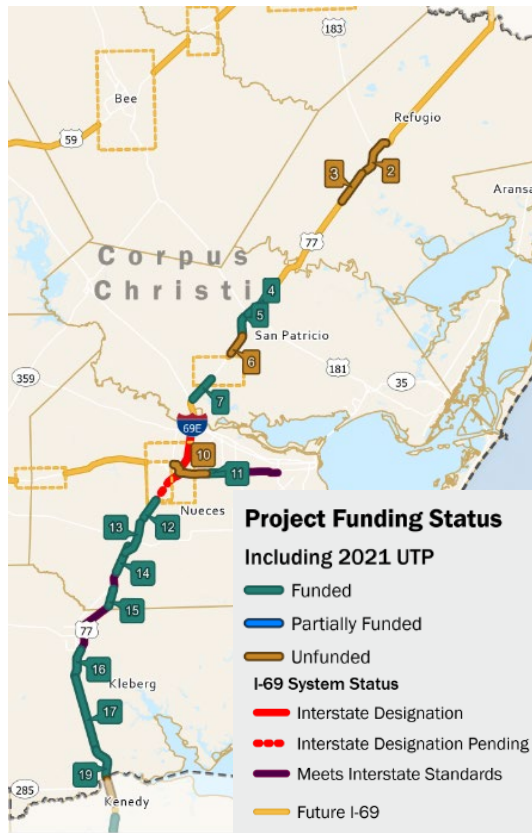
- Interstate Designation
- ⋯ Interstate Designation Pending
- Meets Interstate Standards
- Future I-69

#	CSJ	HWY	Current XS ²	Limits	Description	EST. CONSTRUCTION COST (M)	EST. TOTAL COST ³	MILES	FUNDING STATUS ⁵	LET YEAR
1	0327-02-055	US 77	4D+	KENEDY/KLEBERG COUNTY LINE to 0.71 MILES N. OF LA PARRA AVE.	Interstate Designation	\$23.3	\$28.0	TBD	Unfunded	2025
2	0327-02-056	US 77	4D+	0.87 MILES S. OF LA PARRA AVE. to 8 MILES S. OF LA PARRA AVE.	Interstate Designation	\$66.9	\$80.3	7.1	Full	2026
4	0327-03-048	US 77	4D+	8 MILES S. OF LA PARRA AVE.. to 9.6 MILES N. OF NORIAS RD.	Interstate Designation	\$60.4	\$72.5	12.5	Full	2026
6	0327-04-037	US 77	4D+	9.6 MILES NORTH OF NORIAS RD to NORIAS RD.	Interstate Designation	\$84.6	\$101.5	9.6	Full	2024
8	0327-05-041	US 77	4D+	NORIAS RD to 1.34 MILES N OF WILLACY/KENEDY COUNTY LINE	Interstate Designation	\$108.3	\$130.0	11.6	Partial	2024
10	0327-05-043	US 77	4D+	1.34 MILES N OF WILLACY/KENEDY COUNTY LINE to 1.19 MILES S OF CRYSTAL GATE/NORIAS DI	Construct Main Lanes & Overpasses	\$24.5	\$29.4	3.5	Unfunded	2035
11	0327-05-042	US 77	4D+	1.34 MILES N OF WILLACY/KENEDY COUNTY LINE to WILLACY/KENEDY COUNTY LINE	Construct Main Lanes & Overpasses (Under Construction; Completion date Nov. 2020)	\$7.2	\$8.6	1.3	Full	2018
12	0327-10-062	US 77	4D+	WILLACY/KENEDY COUNTY LINE to 0.93 MILES S OF WILLACY/KENEDY C.L.	Construct Main Lanes & Overpasses (Under Construction; Completion date Nov. 2020)	\$8.2	\$9.9	0.9	Full	2018
13	0327-10-057	US 77	4D+	0.93 MILES S OF WILLACY/KENEDY COUNTY LINE to BUSINESS 77	Construct Main Lanes & Overpasses (Under Construction; Completion date Nov. 2020)	\$22.7	\$27.2	4.0	Full	2017
15	0684-01-068	SH 550	4D+	.203 MILES S OF FM 1847 to 1.13 MILES SE OF UPRR OVRPSS AT FM 3248	Construct New Toll Road	\$17.3	\$20.8	3.9	Full	2022
Total						\$1,085.2	\$1,302.3	103.8		

Included in Border Master Plan

U.S. 77 – I69E Plan

Fully Funded by TxDOT - 2021 UTP



#	CSJ	HWY	Current XS ²	Limits	Description	EST CONST COST (\$M)	EST TOTAL COST (\$M)	MILES	FUNDING STATUS ⁵	LET YEAR
2	0371-03-090	US 77	4CTL, 4D+	N OF REFUGIO TO S OF REFUGIO (RELIEF ROUTE)	Construct New Roadway Lanes	\$360.0	\$432.0	10.1	Unfunded	2029
3	0371-03-130	US 77	4D+	S OF REFUGIO RR TO S OF WOODSBORO	Convert Non-Freeway	\$70.0	\$84.0	4.1	Unfunded	2029
4	0371-04-062	US 77	4D+	CHILTIPIN CREEK BR (CONTROL BREAK) to BUSINESS NORTH (SINTON)	Convert Non-Freeway	\$40.0	\$48.0	2.9	Full	2024
5	0372-01-101	US 77	4D+	BUSINESS SOUTH (SINTON) to CHILTIPIN CREEK BR (CONTROL BREAK)	Convert Non-Freeway	\$40.0	\$48.0	2.9	Full	2024
6	0372-01-109	US 77	4D+	NORTH OF ODEM to BUSINESS SOUTH (SINTON)	Convert Non-Freeway	\$60.0	\$72.0	2.2	Unfunded	2029
7	0372-01-106	US 77	4D+	IH 37 AND INTERCHANGE to SOUTH OF ODEM	Convert Non-Freeway	\$127.5	\$153.0	4.3	Full	2028
12	0102-02-101	US 77	4D+	NORTH OF FM 2826 to SOUTH OF CR 28 (CONTROL BREAK)	Construct Main Lanes, Frontage Roads And Structures	\$12.7	\$15.2	2.4	Full	2018
13	0102-16-001	US 77	NA	CR 28 to CR 16	Construct New Roadway Lanes	\$82.4	\$98.9	5.1	Full	2018
14	0102-03-082	US 77	4D+	CR 16 to SOUTH OF FM 3354	Convert Non-Freeway	\$23.2	\$27.9	2.9	Full	2018
15	0102-03-087	US 77	4D+	CR 4 to FM 70	Construct Ramps	\$9.0	\$10.8	2.0	Full	2021
16	0102-04-099	US 77	4D+	FM 1356 to CR 2130	Convert Non-Freeway	\$55.2	\$66.3	3.4	Full	2020
17	0102-04-097	US 77	4D+	CR 2130 to 1.5 MILES N. OF SH 285	Convert Non-Freeway	\$115.0	\$138.0	8.6	Full	2022
19	0327-09-002	US 77	NA	1.5 MILES N. OF SH 285 INTERSECTION to KENEDY/KLEBERG COUNTY LINE	Construct New Roadway Lanes	\$110.0	\$132.0	4.0	Full	2024

Included in Border Master Plan



CCRMA TOLL SYSTEM PROJECTS

CCRMA Back Office Update

- Estimated Go Live – TBD
- Customer Tag Functionality
- Electronic Communications
- Customization of Accounts to accommodate Bridges & Parks
- Redesigned reporting for Interoperability
- Account migration to Prepaid accounts
- New interfaces with Neopost (print & mail), Interop Systems, and Collections

Vendors:
TollPlus, LLC

CC Intl Bridge Toll Collection System

- Estimated Go Live – TBD
- New lane functionality with ETC Tags and RFID Cards
- Improved Lane processing logic
- Improved transaction accountability and Cash Management process
- Account migration from current system to CCRMA Back Office
- Improvements to increase electronic payment versus cash payment
- Improved system accountability with Digital Video Auditing System

Vendors:
TollPlus, LLC
A to Be, LLC
Etransit – (sub to A to Be, LLC)

CC Parks User Fee Collection System

- Estimated Go Live - TBD
- Complete new system design leveraging ETC in the lanes
- Daily passes can now be offered to ETC customers
- CCRMA tag functionality to replace current monthly, annual, and RV passes
- Improved revenue enforcement using automatic license plate readers (ALPR)
- Improved system accountability with Digital Video Auditing System

Vendors:
TollPlus, LLC
A to Be, LLC
Etransit – (sub to A to Be, LLC)



CCRMA PARTNERSHIP PROJECTS WITH CAMERON COUNTY

Cameron County Parks Administration Building Project

- New construction with site work of the two-story 8,695 SF County Parks Administration Building, located within Isla Blanca Park.
- Estimated project cost: \$3.2 Million

Cameron County Parks

- Wi-Fi Connectivity
- Estimated project cost: \$.5 Million

Isla Blanca Toll Booths

- Construction of toll booth for Cameron County Beach Access #1
- Estimated project cost: \$.3 Million

Cameron County Parks Warehouse

- New construction with site work of the Cameron County Parks Warehouse
- Estimated project cost: \$2 Million

Mountain Bike Trail

- Enhancements to existing mountain bike trail at the Pedro “Pete” Benavides County Park, Cameron County Texas
- Estimated project cost: \$.1 Million



CCRMA Project Executive Summary

\$30 Million in Projects Currently Under Construction

\$1.5 Billion CCRMA Overall Project Portfolio

Shovel Ready Projects

- SH 550 Gap II
 - \$21 M
- Old Alice Road
 - \$ 17.75 M
- West Rail Trail
 - \$7.5 M
- South Parallel Corridor Ph. II
 - \$8.5 M
- Veterans Intl. Bridge Expansion
 - \$15 M

\$70 Million in Locally Developed Shovel Ready Projects.

Projects in Design

- East Loop
 - \$100 M
- FM 509 Extension
 - \$9 M
- Whipple Rd.
 - \$6M
- Morrison Road Project
 - \$17M
- South Parallel Corridor Ph. III
 - \$10 M
- South Parallel Corridor Ultimate 5 Lane
 - \$30 M
- West Rail Roadway
 - \$6 M
- Misc. Projects

\$185 Million in Locally Developed Shovel Ready Projects.

Projects In Development

- US 77 / I69E
 - \$140M
- SPI 2nd access
 - \$500M
- Outer Parkway
 - \$200M
- Flor de Mayo International Bridge
 - \$40M
- I69 Connector
 - \$160M
- US 281 Connector
 - \$140M

\$1.18 Billion Planning Phase

14 CCRMA Projects Currently included in the TxDOT Border Master Plan



HCRMA
HIDALGO COUNTY REGIONAL MOBILITY AUTHORITY

BOARD OF DIRECTORS MEETING FOR JULY 2021

HCRMA Board of Directors

S. David Deanda, Jr., Chairman
Forrest Runnels, Vice-Chairman
Ezequiel Reyna, Jr., Secretary/Treasurer
Alonzo Cantu, Director
Paul S. Moxley, Director
Francisco “Frank” Pardo, Director
Joaquin Spamer, Director

HCRMA Administrative Staff

Pilar Rodriguez, PE, Executive Director
Eric Davila, PE, PMP, CCM, Chief Dev. Eng.
Ramon Navarro IV, PE, CFM, Chief Constr. Eng.
Celia Gaona, CIA, Chief Auditor/Compliance Ofcr.
Jose Castillo, Chief Financial Ofcr.

General Engineering Consultant

HDR ENGINEERING, INC.

Report on HCRMA Program Management Activity
Chief Development Engineer – Eric Davila, PE, PMP, CCM

▶ OVERVIEW

- ❑ 365 TOLL Project Overview
- ❑ IBTC Project Overview
- ❑ Overweight Permit Summary
- ❑ Construction Economics Update

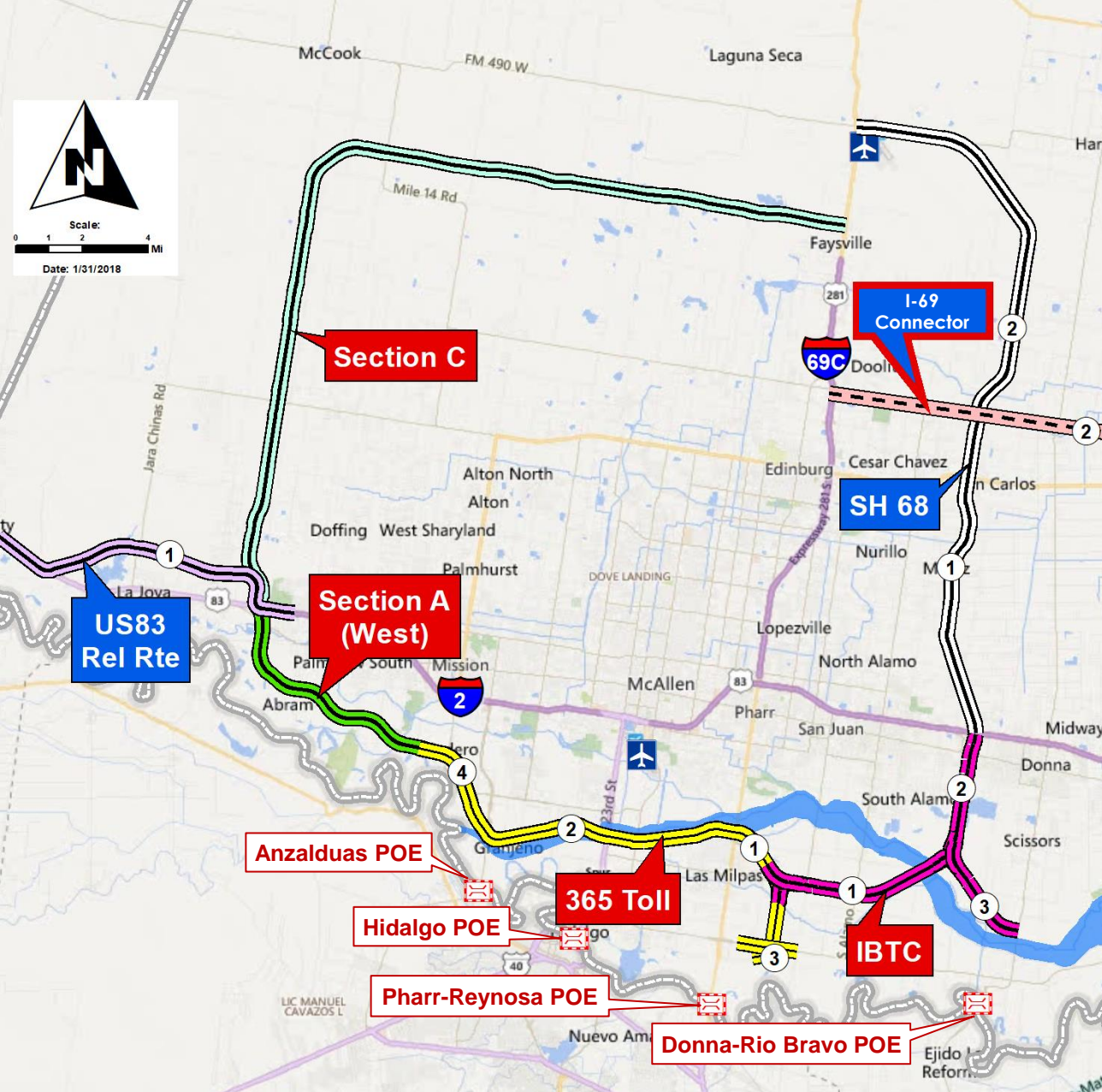
MISSION STATEMENT:

“To provide our customers with a rapid and reliable alternative for the safe and efficient movement of people, goods and services”



HCRMA STRATEGIC PLAN

DEVELOP THE
INFRASTRUCTURE TO
SERVE A POPULATION
OF APPROXIMATELY
800,000 RESIDENTS
AND
5 INTERNATIONAL
PORTS OF ENTRY



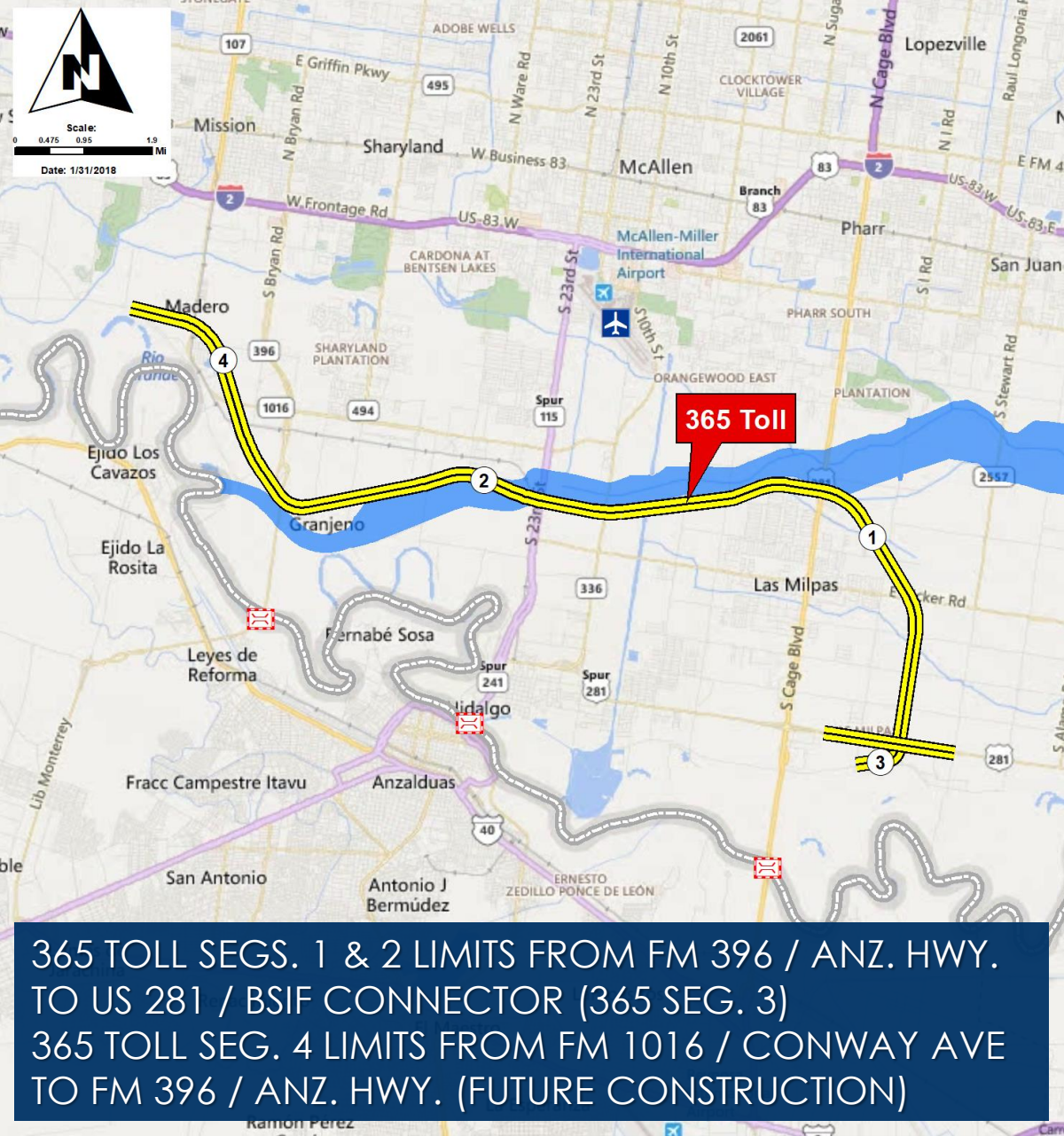
SYSTEM WIDE

► Post 2021 UTP APPROVAL

- ❑ Approval of 2021 UTP (Aug 2020)
 - 365 Toll: gap-funded construction funding was budgeted in 2021 UTP Update in 12/2020. Now need a 1st /2nd reading of a PDA/FAA to allocate funding for HCRMA's use.
 - IBTC: the \$15.5M listed under Cat 12 / TBD needs revised PDA and direction from TxDOT as to whether approved funding can be used for advanced planning (e.g. design, ROW, and/or utility) work.
- ❑ What's in the RGVMPO (Local Plan)
 - 365 Toll Project (TIP / MTP) thru construction
 - IBTC Project (TIP / MTP) thru design (pending funding commitments for construction)

PDA – Project Development Agreement
FAA – Financial Assistance Agreement
TIP – Transportation Improvement Program (Short range)
MTP – Metropolitan Transportation Plan (Long Range)





MAJOR MILESTONES:

NEPA CLEARANCE
07/03/2015

98% ROW ACQUIRED

PH 1: 365 SEG. 3 –
LET: 08/2015
COMPLETED

PH 2: 365 TOLL
SEGS. 1 & 2 –
RE-LET: 2021

365 TOLL SEGS. 1 & 2 LIMITS FROM FM 396 / ANZ. HWY.
TO US 281 / BSIF CONNECTOR (365 SEG. 3)
365 TOLL SEG. 4 LIMITS FROM FM 1016 / CONWAY AVE
TO FM 396 / ANZ. HWY. (FUTURE CONSTRUCTION)

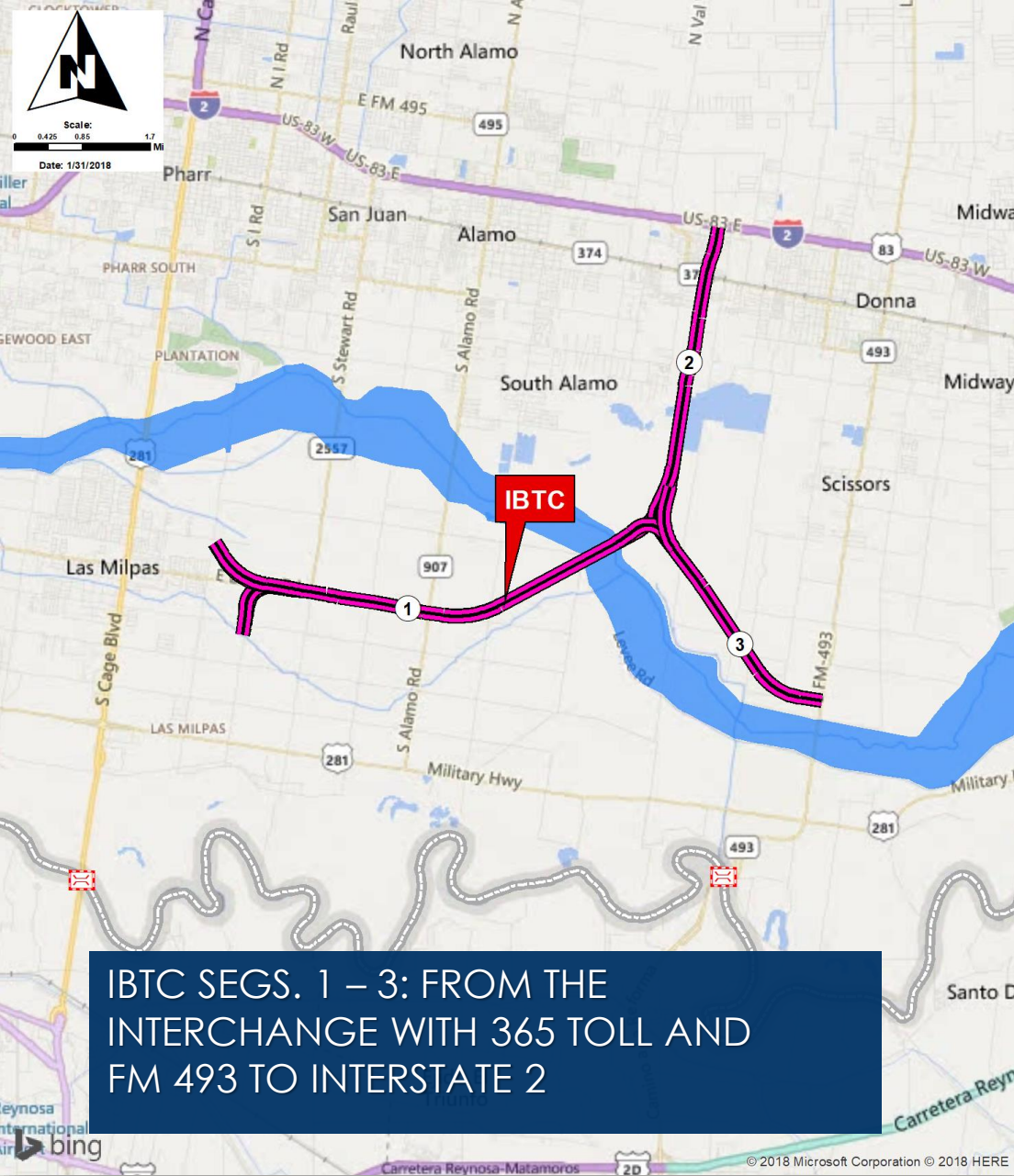


365 TOLL

► SCHEDULE:

- ~~❑ **12/2021**, TxDOT processed the Federal Project Authorization and Agreement (FPAA) Modification for the gap funding on 365 Tollway,~~
- ~~❑ **03/2021**, TxDOT amended the Federal Project Authorization and Agreement (FPAA) with FHWA,~~
- ~~❑ **06/2021**, TTC to read a Minute Order (M.O.) for a 2nd FAA to incorporate the gap funding into the project,~~
- ❑ **Late 07/2021**, TxDOT to provide “release to advertise” notice to HCRMA,
- ❑ **08/01/2021 - 09/30/2021**, HCRMA to advertise the 365 Toll (60 days), hold prebid 09/05/2021, and open bids 09/30/2021,
- ❑ **10/12/2021**, HCRMA Approves Award of Contract,
- ❑ **10/13/2021 - 10/20/2021**, HCRMA meets with rating agencies, prices bonds,
- ❑ **11/10/2021**, Receive TxDOT PHR/CST concurrence with award of contract,
- ❑ **12/14/2021**, HCRMA closes toll revenue bonds,
- ❑ **01/2022**, Commence 42-month construction, and
- ❑ **07/2025**, Open to traffic.





IBTC SEGS. 1 – 3: FROM THE INTERCHANGE WITH 365 TOLL AND FM 493 TO INTERSTATE 2



MAJOR MILESTONES:

OBTAINED EA ENV CLASSIF.: 11/2017

EST. NEPA CLEARANCE: EARLY FALL 2021

EST. OPEN: EARLY 2026

▶ IBTC SCHEDULE

International Bridge Trade Corridor (IBTC) (CSJ: 0921-02-142)

(From the Interchange with 365 Toll and FM 493 to Interstate 2)

Project Milestones	2021												2022												2023											
	Jan	Feb	Mar	Apr	May	Jun	Jul	Aug	Sep	Oct	Nov	Dec	Jan	Feb	Mar	Apr	May	Jun	Jul	Aug	Sep	Oct	Nov	Dec	Jan	Feb	Mar	Apr	May	Jun	Jul	Aug	Sep	Oct	Nov	Dec
Environmental (Ongoing)	█	█	█	█	█	█	█	█																												
Surveys (65%)								█	█	█	█	█																								
ROW Title Research / Appraisals									█	█	█	█	█	█	█	█	█	█	█	█	█	█	█	█												
ROW Acquisition (5% Adv. Acq.)													█	█	█	█	█	█	█	█	█	█	█	█												
Plans, Specs., & Estimates (50%)																									█	█	█	█	█	█	█	█	█	█	█	█
Utility Coord / Relocation													█	█	█	█	█	█	█	█	█	█	█	█	█	█	█	█	█	█	█	█	█	█	█	█
Constr. Contract Letting Phase																																				
Constr. Award / Commence																																				

CONSTRUCTION FROM 2023-2025



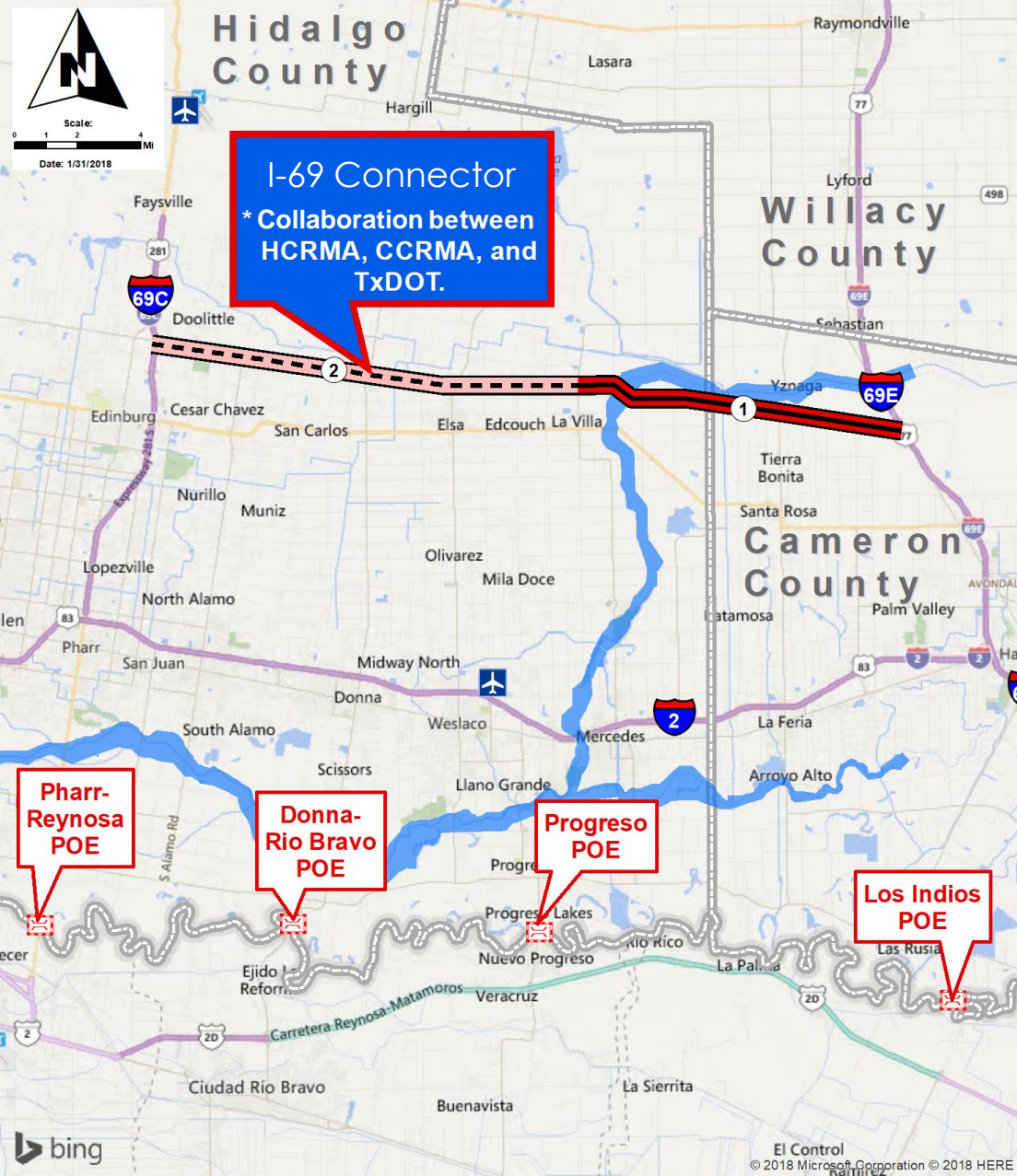
▶ ADVANCE PLANNING

- ❑ Env.: Classification Letter and Scoping Toolkit Submitted Aug 2017
- ❑ Held IBTC Environmental Kick off with TxDOT PHR / ENV April 6, 2018.
- ❑ VRF UTP Matching Funds request processed at the HCMPO—pending adoption by TxDOT at State Level.
- ❑ All env. fieldwork complete: Waters of the US and Archeological trenching—Internal ROE efforts were instrumental to accelerating this work.
- ❑ Meeting held with EPA/TCEQ/TxDOT to discuss Donna Reservoir site for the Hazmat portion of the NEPA Document Oct 2018.
- ❑ Public Meeting took place at Donna High School March 29, 2019.
- ❑ All major milestone reports submitted and undergoing reviews: Project Description, Hazmat, Historic Resources, Public Meeting Summary Report, Waters of the US, and Archaeological Resources.
- ❑ Pending review / approval from TxDOT on: Noise Report, Archaeological Mitigation Plan, and CIC Report – so that final document can be submitted.

▶ OTHER:

- ❑ Surveys (65% complete) – anticipate new survey pool procurement once TxDOT approves new federalized procurement procedures by end of Fall 2019.
- ❑ ROW Acquisition (5% complete)
- ❑ Utility Relo. (SUE 100%, coordination initiated, Overall 20%)
- ❑ Design (PS&E, 50% complete): On Hold





I-69 Connector

(COLLABORATION W/ TXDOT, CCRMA, AND HCRMA)

DESCRIPTION:

- ▶ PROJECT LENGTH ~27 MILES
- ▶ FROM I-69C IN HIDALGO COUNTY TO I-69-E IN CAMERON COUNTY
- ▶ KEY PARALLEL CORRIDOR TO I-2 WITH IMPORTANCE TO MOBILITY PROJECTS BY TXDOT, CCRMA AND HCRMA
- ▶ TXDOT COMMITTED SUPPLEMENTAL DEVELOPMENT AUTHORITY FUNDS FOR THE ENTIRE 27 MILE CORRIDOR AS AN EXPRESSWAY FACILITY.
- ▶ TXDOT HAS COMMITTED TO FUNDING THE DEVELOPMENT OF THE SCHEMATIC DESIGN AND ENVIRONMENTAL DOCUMENTS.
- ▶ FEASIBILITY STUDIES KICKED OFF WITH A STAKEHOLDER MEETING OCT 2019.
- ▶ PUBLIC MEETING ON FEASIBILITY STUDIES HELD DECEMBER 2019.

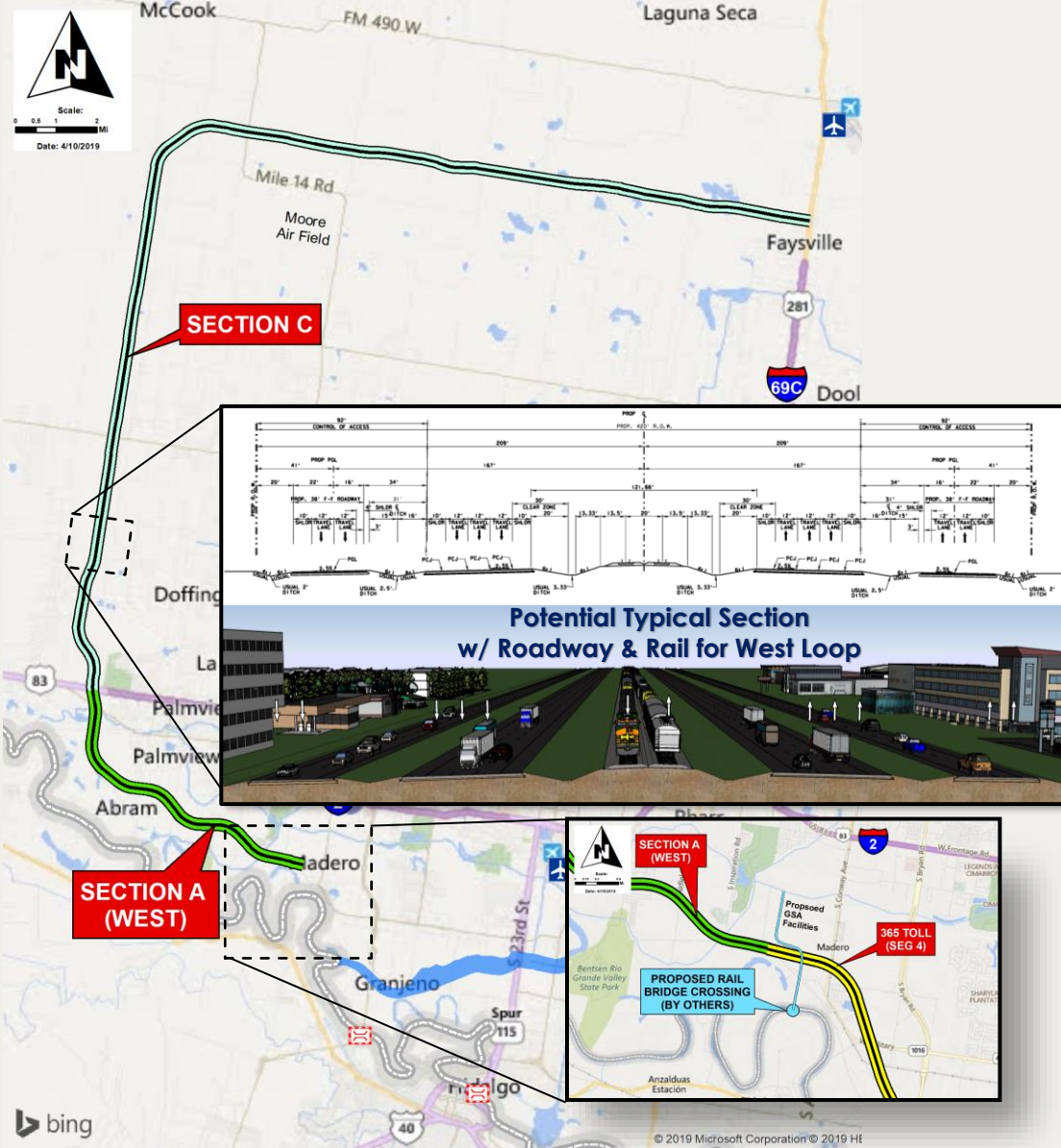
WEST LOOP

SECTION A(WEST) / SECTION C

*COMPLIMENTS PROPOSED MISSION/MADERO-REYNOSA INTERNATIONAL BORDER CROSSING (BY OTHERS)

DESCRIPTION:

- ▶ COMBINED PROJECT LENGTH: 38 MILES FROM FM 1016 / CONWAY AVE (MISSION/MADERO) TO I-69C (NORTH EDINBURG)
- ▶ LIKELY TO BE CLASSIFIED AS AN ENVIRONMENTAL IMPACT STATEMENT (EIS) NEPA DOCUMENT (36 TO 48 MONTHS)—TO BE ENGAGED AFTER IBTC ENV.
- ▶ POTENTIAL FOR CLASS I RAIL WITHIN THE ROW PENDING DEVELOPMENTS FOR RAIL CROSSING IN MISSION AREA.
- ▶ INTERLOCAL AGREEMENT IN PLACE WITH CITY OF MISSION FOR HCRMA'S ASSISTANCE WITH ENVIRONMENTAL CLEARANCE EFFORTS.
- ▶ MARCH 2020 - HELD AN ILA KICK OFF MEETING WITH THE CITY OF MISSION TO BEGIN ALIGNING ENV. CLEARANCE EFFORTS WITH THE CITY'S INTENDED OVERALL PROJECT PLAN.
- ▶ MAY 2020 – HCRMA PROVIDED CITY OF MISSION W DRAFT SCOPES FOR ENV / TRAFFIC ENG. FOR THEIR PROPOSED ENV. CLEARANCE EFFORTS AT THE PROPOSED RAIL BRIDGE CROSSING.
- ▶ SEPTEMBER 2020 – TXDOT APPROVED CITY OF MISSION PROCUREMENT RULES TO ALIGN WITH THE "FEDERAL PROCESS"

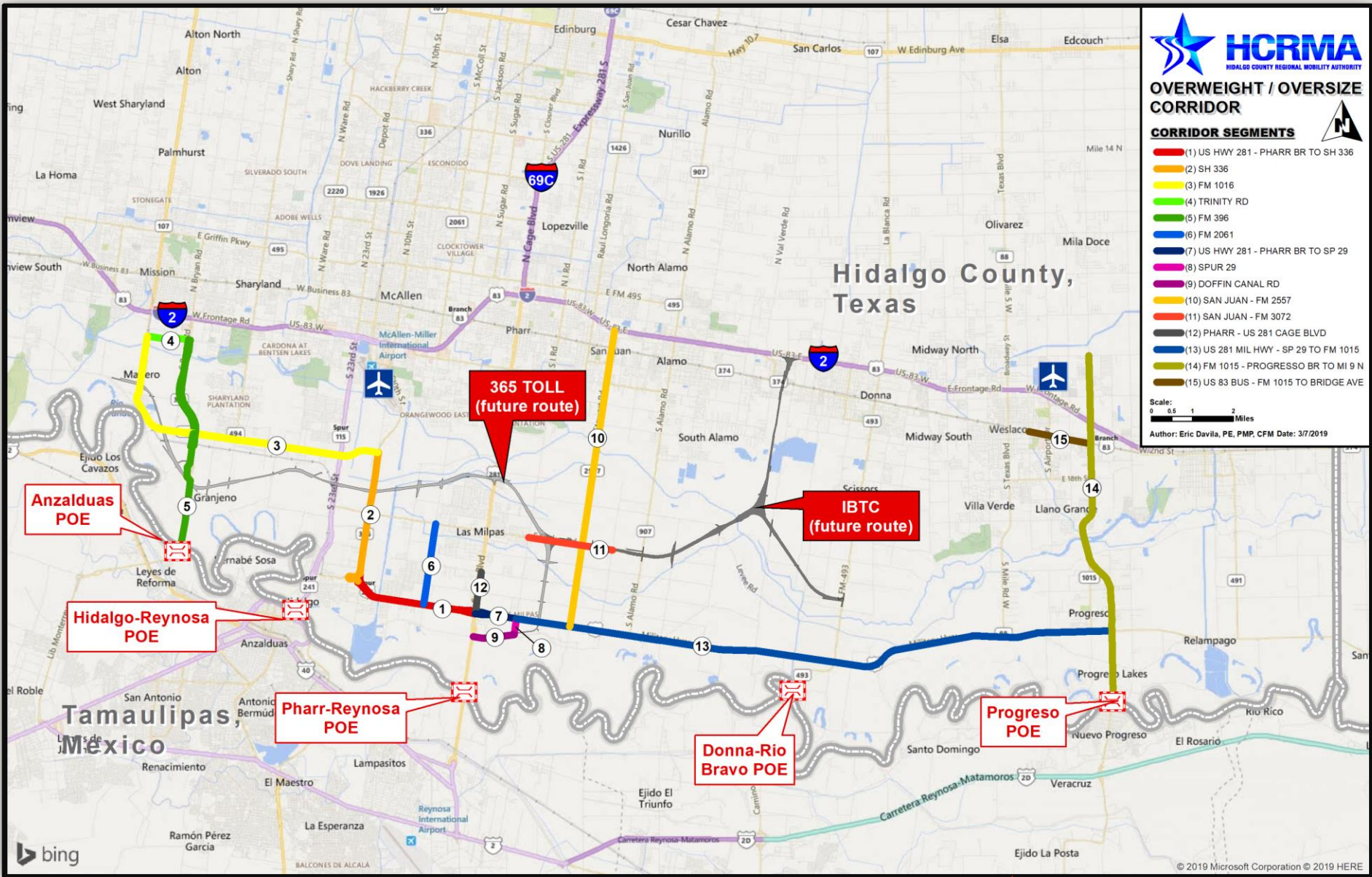


**OVERWEIGHT / OVERSIZE
CORRIDOR**

CORRIDOR SEGMENTS

- (1) US HWY 281 - PHARR BR TO SH 336
- (2) SH 336
- (3) FM 1016
- (4) TRINITY RD
- (5) FM 396
- (6) FM 2061
- (7) US HWY 281 - PHARR BR TO SP 29
- (8) SPUR 29
- (9) DOFFIN CANAL RD
- (10) SAN JUAN - FM 2557
- (11) SAN JUAN - FM 3072
- (12) PHARR - US 281 CAGE BLVD
- (13) US 281 MIL HWY - SP 29 TO FM 1015
- (14) FM 1015 - PROGRESSO BR TO MI 9 N
- (15) US 83 BUS - FM 1015 TO BRIDGE AVE

Scale: 0 0.5 1 2 Miles
Author: Eric Davila, PE, PMP, CFM Date: 3/7/2019



▶ **OVERWEIGHT REPORT FOR PERIOD:
JAN 1, 2014 – JUNE 30, 2021**

OW

Total Permits Issued:	206,491
Total Amount Collected:	\$ 32,821,748
■ Convenience Fees:	\$ 687,348
■ Total Permit Fees:	\$ 32,134,400
– Pro Miles:	\$ 619,473
– TxDOT:	\$ 27,314,240
– HCRMA:	\$ 4,200,687



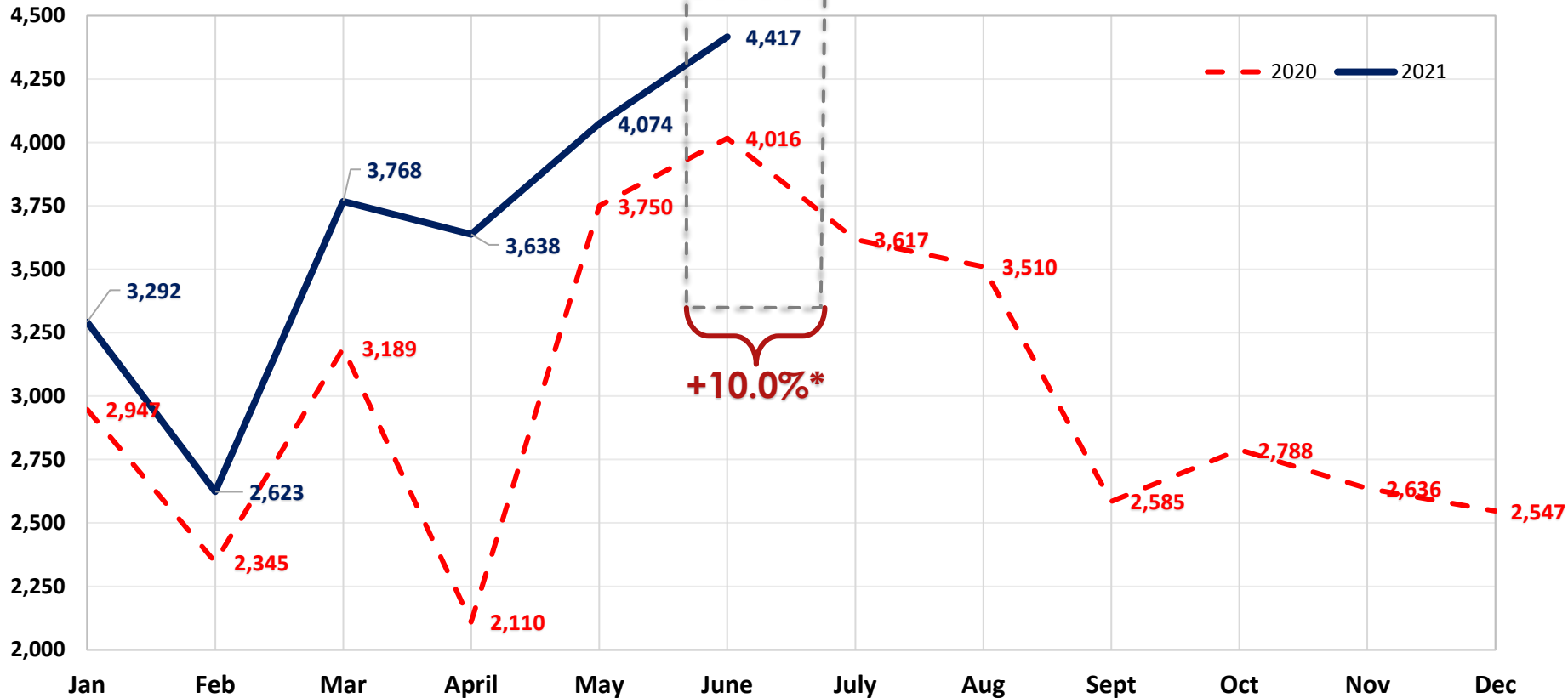
▶ **OVERWEIGHT REPORT FOR PERIOD:
JAN 1, 2021 – JUNE 30, 2021**

OW

Total Permits Issued:	21,812
Total Amount Collected:	\$ 4,417,588
■ Convenience Fees:	\$ 55,188
■ Total Permit Fees:	\$ 4,362,400
– Pro Miles:	\$ 65,436
– TxDOT:	\$ 3,708,040
– HCRMA:	\$ 588,924



Overweight/Oversized Permit Count 2020 - 2021 Monthly Comparison

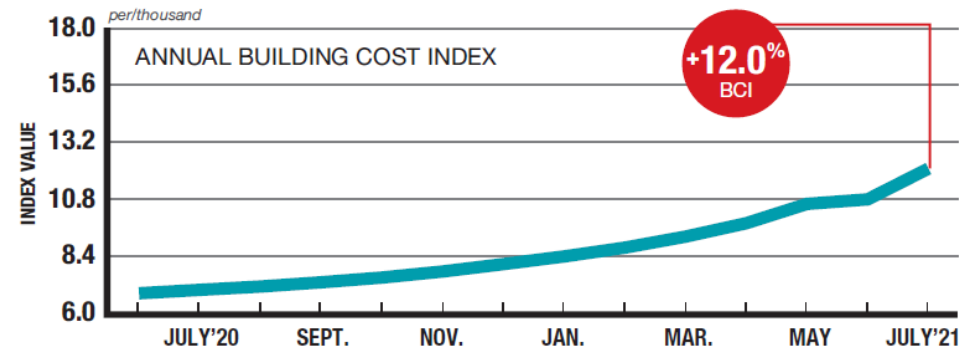
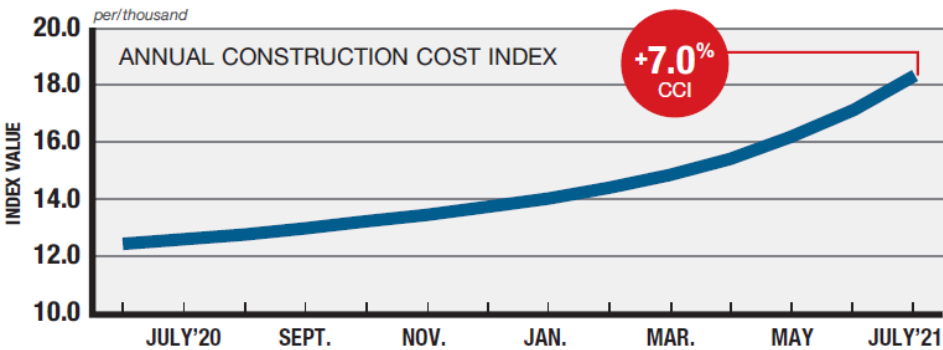
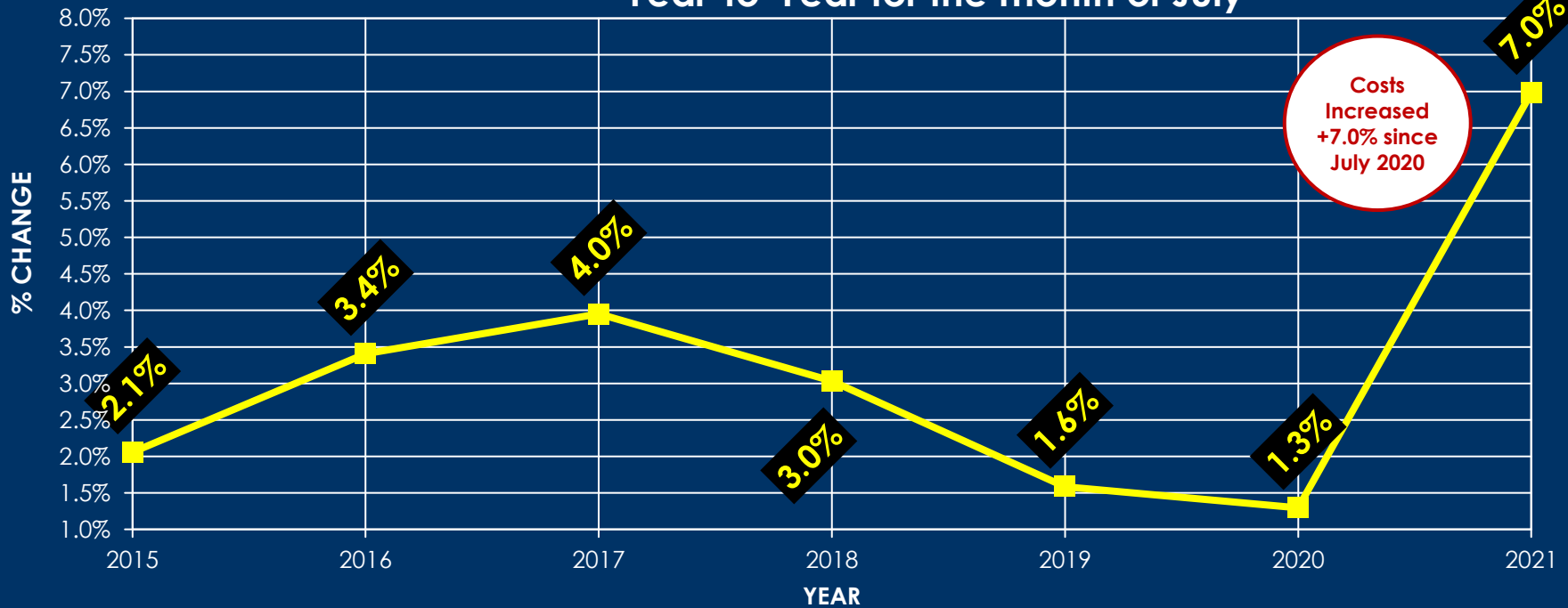


Notes:

1. The permit count for 2020 (36,040) ended with a +6.7% increase compared to 2019 (33,790).
2. For the year 2021, the total monthly permit count of 4,417 represents an +10.0% increase compared to the same month in 2020.

▶ CONSTR. ECONOMICS JULY 2021

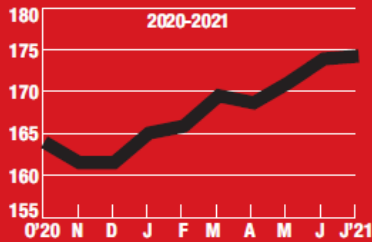
Construction Cost Index (CCI) Change (%)
Year-to-Year for the month of July



CONCRETE BLOCK

+0.2%

MONTHLY PRICES INCREASED 0.2%, WHILE YEARLY PRICES ROSE 10.7%.

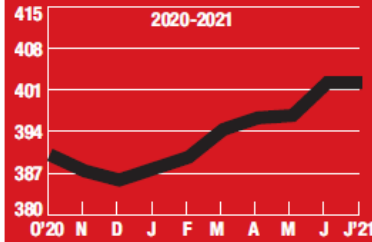


1992=100

READY-MIX CONCRETE

0.0%

READY-MIX CONCRETE PRICES STAYED FLAT SINCE LAST MONTH.

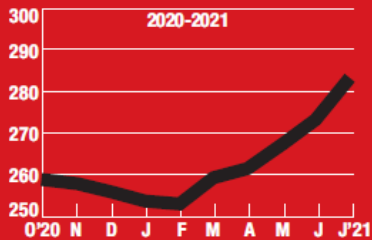


1992=100

ASPHALT PAVING

+3.8%

ASPHALT PRICES ROSE 3.8% THIS MONTH, WHILE YEARLY PRICES ARE UP 10.6%.

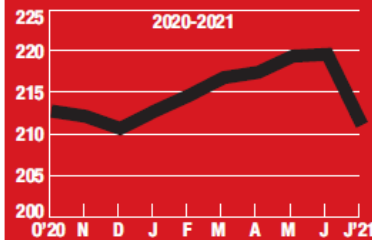


1992=100

PORTLAND CEMENT

-3.9%

MONTHLY PRICES FOR PORTLAND CEMENT DECLINED 3.9% THIS MONTH.



1992=100

20-CITY AVERAGE

ITEM	UNIT	\$PRICE	%MONTH	%YEAR
ASPHALT PAVING				
PG 58	TON	439.25	+3.8	+10.6
Cutback, MC800	TON	387.19	0.0	+3.9
Emulsion, RAPID SET	TON	360.67	0.0	+1.2
Emulsion, SLOW SET	TON	371.54	-0.1	+1.2
PORTLAND CEMENT				
Type one	TON	147.11	-3.9	-0.9
MASONRY CEMENT				
70-lb bag	TON	11.18	+0.1	+4.3
CRUSHED STONE				
Base course	TON	12.75	+0.4	+1.3
Concrete course	TON	11.81	+0.1	+0.2
Asphalt course	TON	14.24	+0.2	+3.6
SAND				
Concrete	TON	10.92	-0.2	+4.7
Masonry	TON	13.61	+2.3	+9.8
READY-MIX CONCRETE				
3,000 psi	CY	129.24	0.0	+6.2
4,000 psi	CY	142.87	0.0	+2.6
5,000 psi	CY	186.62	+0.1	-3.4
CONCRETE BLOCK				
Normal weight: 8" x 8" x 16"	C	162.85	+0.2	+10.7
Lightweight: 8" x 8" x 16"	C	159.54	+0.3	-7.2
12" x 8" x 16"	C	204.31	+0.1	+11.6



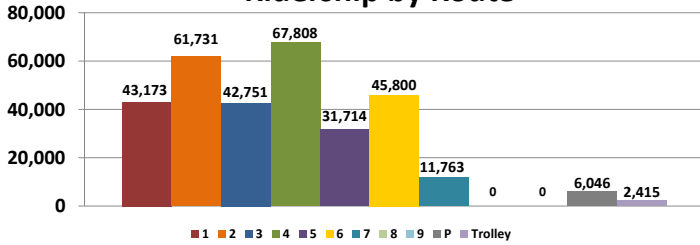
FY 2020-2021 METRO MCALLEN

OCTOBER 1, 2020 thru MAY 31, 2021 Ridership and Fares

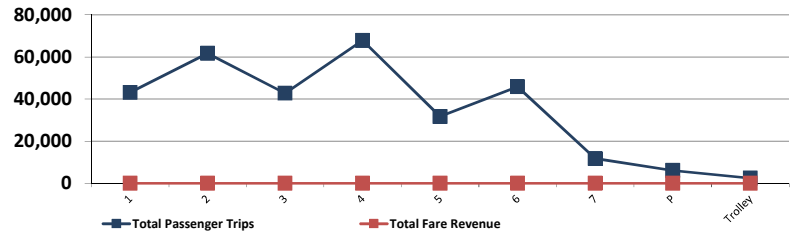
TOTAL RIDERSHIP= 313,201

TOTAL ANNUAL FARE REVENUE= \$2

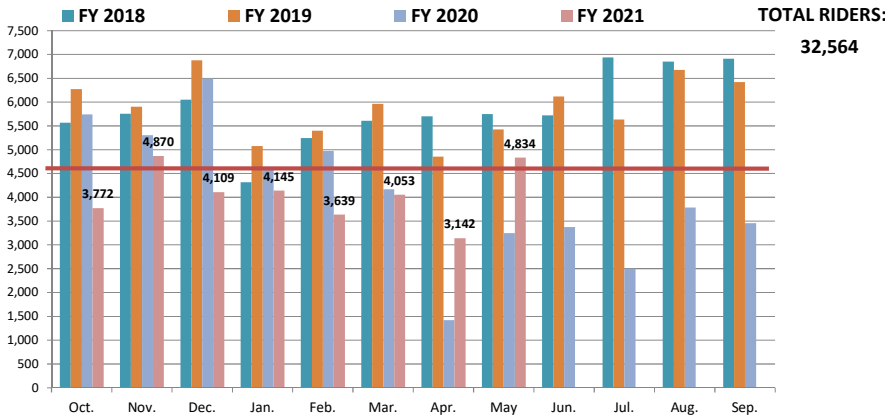
Ridership by Route



Route Summary



SERVICE EXTENSION - YTD Ridership



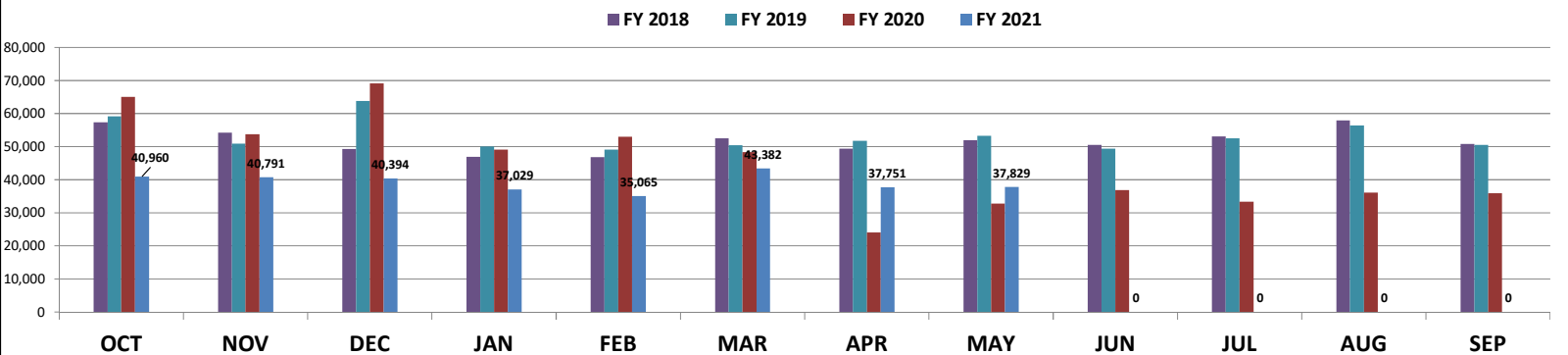
MONDAY-SATURDAY 6:00PM - 9:00PM
&
SUNDAY 8:00PM - 6:00PM
ROUTES



MONTHLY RIDERSHIP OF SERVICE EXPANSION

Fiscal Year	Oct.	Nov.	Dec.	Jan.	Feb.	Mar.	Apr.	May	Jun.	Jul.	Aug.	Sep.	TOTAL
FY 2018	5,566	5,750	6,052	4,318	5,245	5,607	5,700	5,747	5,718	6,937	6,847	6,910	70,397
FY 2019	6,271	5,901	6,875	5,077	5,397	5,963	4,853	5,425	6,114	5,632	6,674	6,422	70,606
FY 2020	5,742	5,306	6,493	4,634	4,971	4,172	1,420	3,244	3,374	2,502	3,787	3,459	49,104
FY 2021	3,772	4,870	4,109	4,145	3,639	4,053	3,142	4,834					32,564
MONTHLY GOAL	3,750	3,750	3,750	3,750	3,750	3,750	3,750	3,750	3,750	3,750	3,750	3,750	45,000

FY 2018 - FY 2021 RIDERSHIP SUMMARY



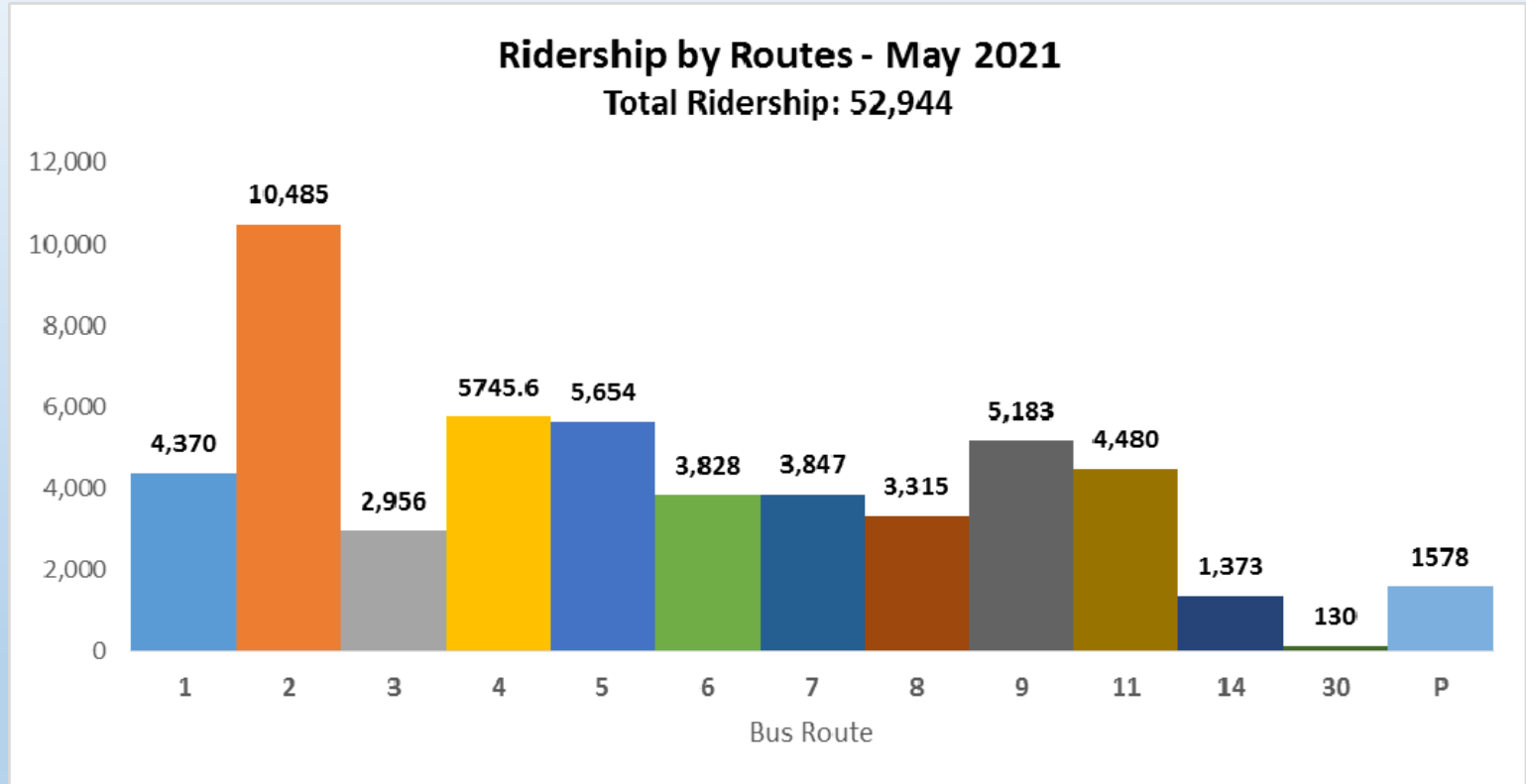
Fiscal Year	OCT	NOV	DEC	JAN	FEB	MAR	APR	MAY	JUN	JUL	AUG	SEP	TOTAL	%Change
FY 2018	57,362	54,208	49,299	46,919	46,832	52,501	49,400	51,919	50,509	53,107	57,952	50,802	620,809	-10%
FY 2019	59,124	50,893	63,768	50,089	49,104	50,408	51,768	53,334	49,413	52,514	56,433	50,512	637,360	3%
FY 2020	64,986	53,801	69,133	49,137	53,039	48,364	24,095	32,856	36,896	33,340	36,130	35,922	537,699	-16%
FY 2021	40,960	40,791	40,394	37,029	35,065	43,382	37,751	37,829	0	0	0	0	313,201	-42%

Brownsville Metro & Island Metro Transit Reports





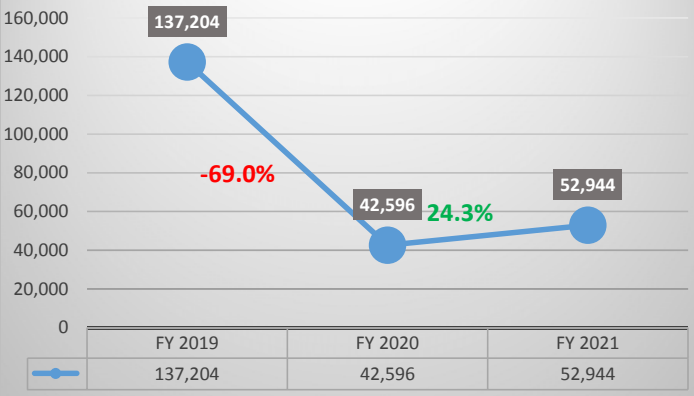
Brownsville Metro



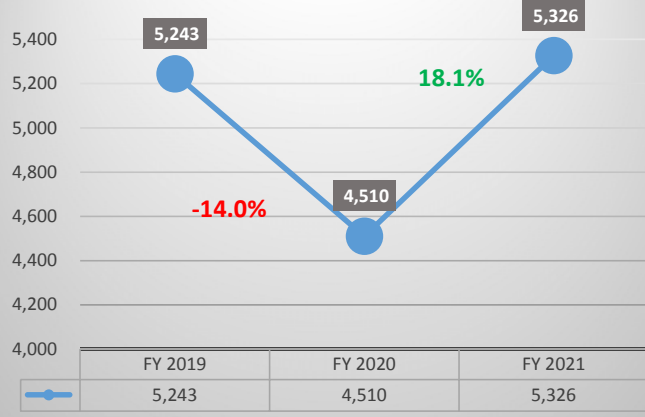


Brownsville Metro

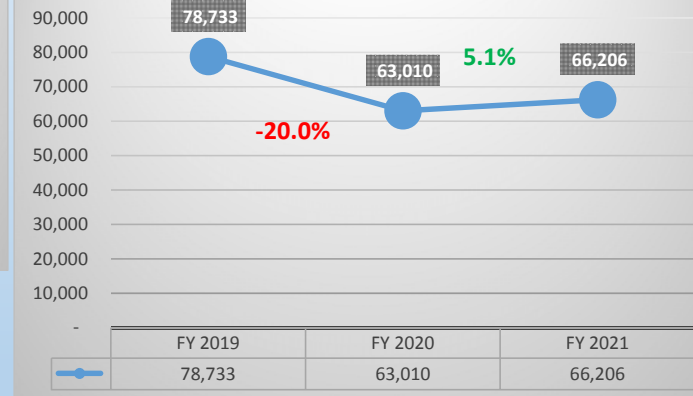
May 2021 Ridership



May 2021 Revenue Hours



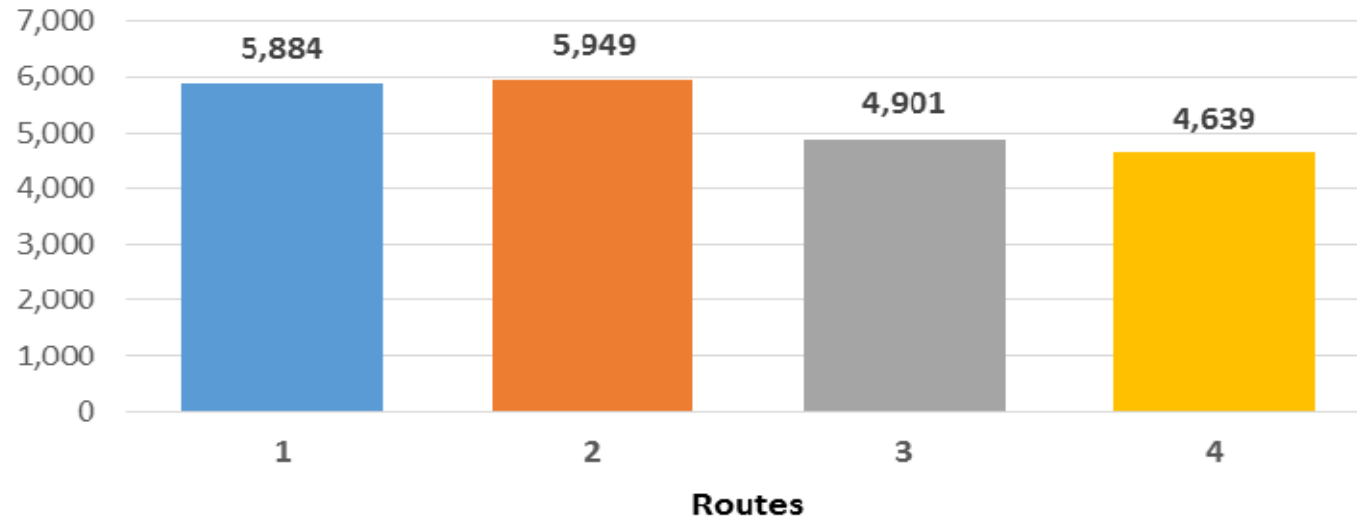
May 2021 Revenue Miles





Island Metro

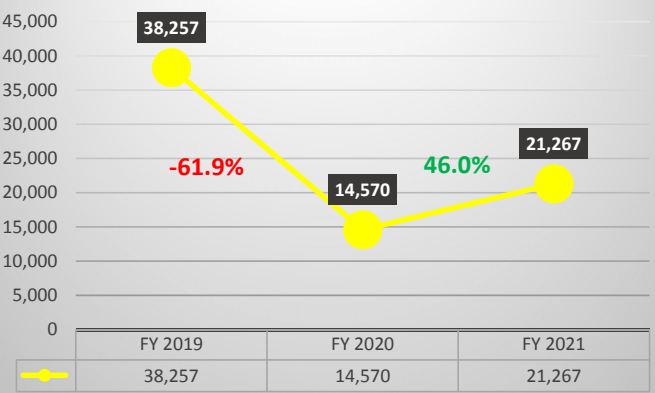
Ridership by Routes - May 2021
Total Ridership: 21,267



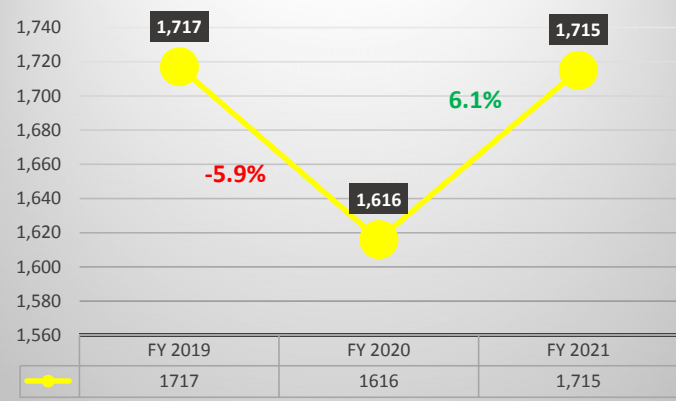


Island Metro

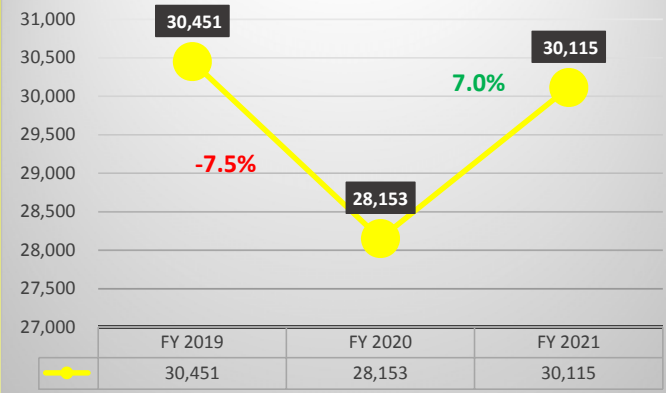
May 2021 Ridership



May 2021 Revenue Hours



May 2021 Revenue Miles

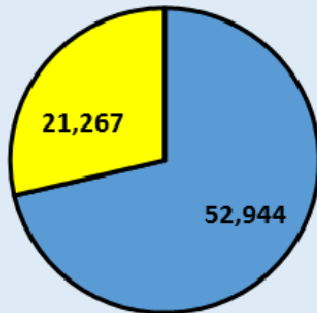




Combined Ridership

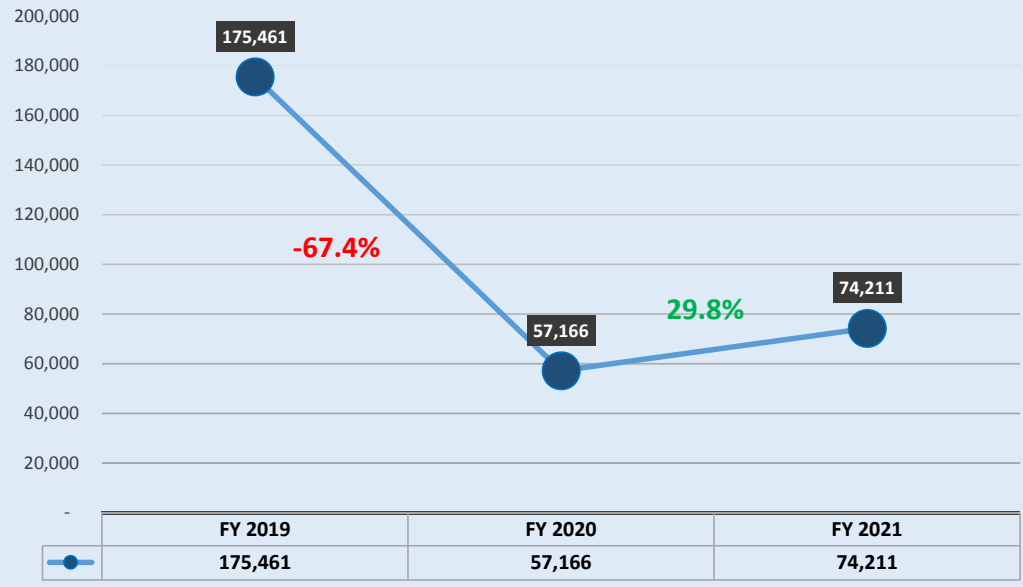


May 2021 Total Ridership
74,211



■ Brownsville Metro ■ Island Metro

May Ridership

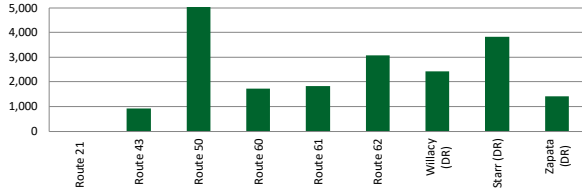


Thank You

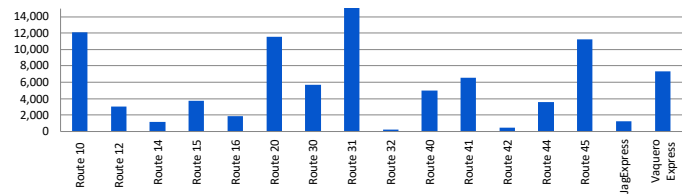


LOWER RIO GRANDE VALLEY DEVELOPMENT COUNCIL
Valley Metro Service Summary
FY 2021 May

RURAL
Ridership by Route

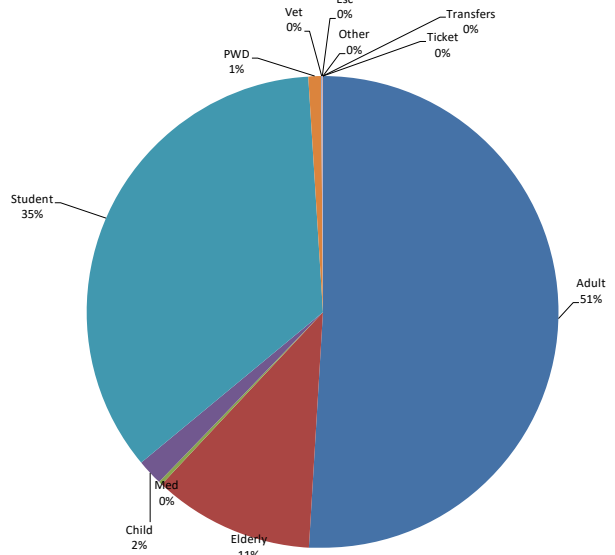


URBAN
Ridership by Route



	Route	Total Passenger Trips	Route Activity	Area(s) Served
RURAL	Route 21	0	0%	Sullivan City, West Hidalgo County
	Route 43	912	1%	South Cameron County
	Route 50	21,439	14%	Brownsville, Port Isabel
	Route 60	1,717	1%	Roma, Rio Grande City
	Route 61	1,810	1%	Rio Grande City
	Route 62	3,079	2%	Rio Grande City
	Willacy (DR)	2,430	2%	Willacy County
	Starr (DR)	3,831	3%	Starr County
	Zapata (DR)	1,396	1%	Zapata County
Metro Express	15,494	10%	Rio Grande Valley	
URBAN	Route 10	12,069	8%	Edinburg
	Route 12	3,021	2%	Edcouch, Elsa, Edinburg
	Route 14	1,140	1%	Edinburg
	Route 15	3,754	2%	Edinburg
	Route 16	1,841	1%	Edinburg
	Route 20	11,528	8%	Mission
	Route 30	5,642	4%	Pharr, San Juan
	Route 31	24,320	16%	Hidalgo County
	Route 32	264	0%	Donna
	Route 40	4,978	3%	Harlingen
	Route 41	6,517	4%	Harlingen
	Route 42	443	0%	San Benito
	Route 44	3,589	2%	Primera, La Feria, Santa Rosa
	Route 45	11,181	7%	Cameron County
	JagExpress	1,254	2%	Weslaco, Pharr, McAllen
Vaquero Express	7,281	5%	Edinburg	
Hidalgo	176	0%	City of Hidalgo	
TOTAL	151,106	100%		

Ridership
Breakdown by Category



FY 2020 Sept-April
571,331

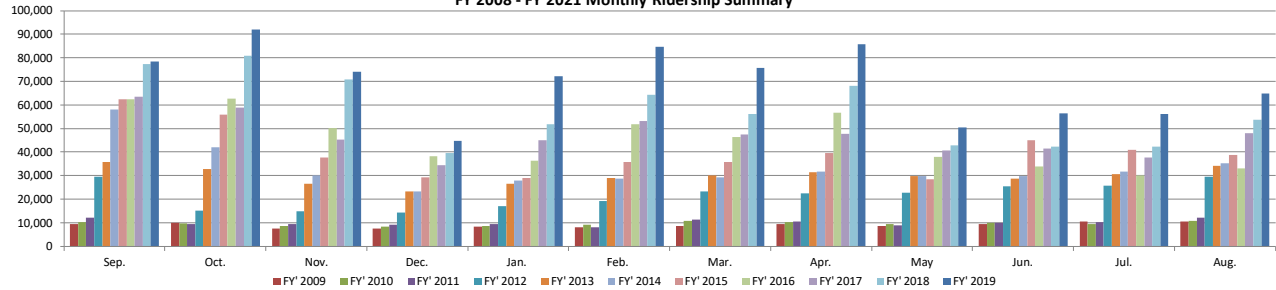
YEAR TO DATE RIDERSHIP REPORT
FY 2021 Sept-April
151,106

DIFFERENCE
-420,225

% DIFFERENCE
-74%

* Rural service - service in rural low -population areas outside of urbanized areas
* Urban service- service between or within urbanized areas

FY 2008 - FY 2021 Monthly Ridership Summary



Fiscal Year	Sep.	Oct.	Nov.	Dec.	Jan.	Feb.	Mar.	Apr.	May	Jun.	Jul.	Aug.	Total	Difference	%Change
FY* 2008	9,978	4,927	4,378	4,077	9,057	9,065	8,832	9,195	9,624	9,031	8,706	9,568	96,438	45,095	88%
FY* 2009	9,538	9,913	7,540	7,562	8,323	8,113	8,567	9,344	8,720	9,363	10,483	10,428	107,894	11,456	12%
FY* 2010	10,274	9,702	8,580	8,471	8,670	9,204	10,836	10,274	9,566	10,107	9,537	10,931	116,152	8,258	8%
FY* 2011	12,184	9,480	9,336	9,254	9,445	8,016	11,255	10,460	8,801	10,046	10,176	12,111	120,564	4,412	4%
FY* 2012	29,644	15,256	14,982	14,267	17,057	19,196	23,184	22,450	22,827	25,436	25,807	29,518	259,624	139,060	115%
FY* 2013	35,707	32,758	26,634	23,293	26,542	28,858	30,087	31,465	29,911	28,744	30,596	34,255	358,850	99,226	38%
FY* 2014	58,118	41,893	30,069	23,338	28,011	28,593	29,386	31,638	29,761	29,806	31,733	35,241	397,587	38,737	11%
FY* 2015	62,315	55,976	37,648	29,214	29,063	35,854	35,785	39,503	28,431	45,056	40,891	38,683	478,419	80,832	20%
FY* 2016	62,317	62,627	50,274	38,130	36,305	51,887	46,286	56,675	37,990	33,822	30,148	32,939	539,400	60,981	13%
FY* 2017	63,305	58,773	45,397	34,433	45,012	53,051	47,542	47,628	40,601	41,409	37,719	47,917	562,787	23,388	4%
FY* 2018	77,255	80,744	70,823	39,507	51,877	64,209	56,076	68,058	42,956	42,169	42,264	53,725	689,663	126,876	23%
FY* 2019	78,440	91,930	74,137	44,709	72,199	84,562	75,604	85,670	50,318	56,330	56,234	64,773	834,906	145,243	21%
FY* 2020	91,929	98,308	83,799	56,545	78,630	89,404	46,276	11,431	15,009	17,932	14,182	16,121	619,566	-215,340	-26%
FY* 2021	17,146	16,894	15,751	16,072	16,620	14,593	19,164	16,231	16,199	0	0	0	148,670	-686,236	-82%
Monthly Change from Previous FY	-74,783	-81,414	-68,048	-40,473	-62,010	-74,811	-27,112	4,800	1,190	-56,330	-56,234	-64,773	-686,236	18,367	2%
% Change	-81%	-83%	-81%	-72%	-79%	-84%	-59%	42%	8%	-314%	-397%	-402%	-112%	79%	51%

FY 2018 URBANIZED PERFORMANCE MEASURES*

COST EFFECTIVENESS
Cost per revenue mile = \$2.40 State Avg. = \$4.85
Cost per revenue hour = \$46.22 State Avg. = \$73.39
Cost per passenger = \$4.16 State Avg. = \$5.21

SERVICE EFFICIENCY
Passengers per revenue mile = 0.58 State Avg. = .93
Passengers per revenue hour = 11.12 State Avg. = 14.10

FY 2018 NONURBANIZED PERFORMANCE MEASURES*

COST EFFECTIVENESS
Cost per revenue mile = \$3.03 State Avg. = \$2.99
Cost per revenue hour = \$71.08 State Avg. = \$59.91
Cost per passenger = \$14.83 State Avg. = \$20.21

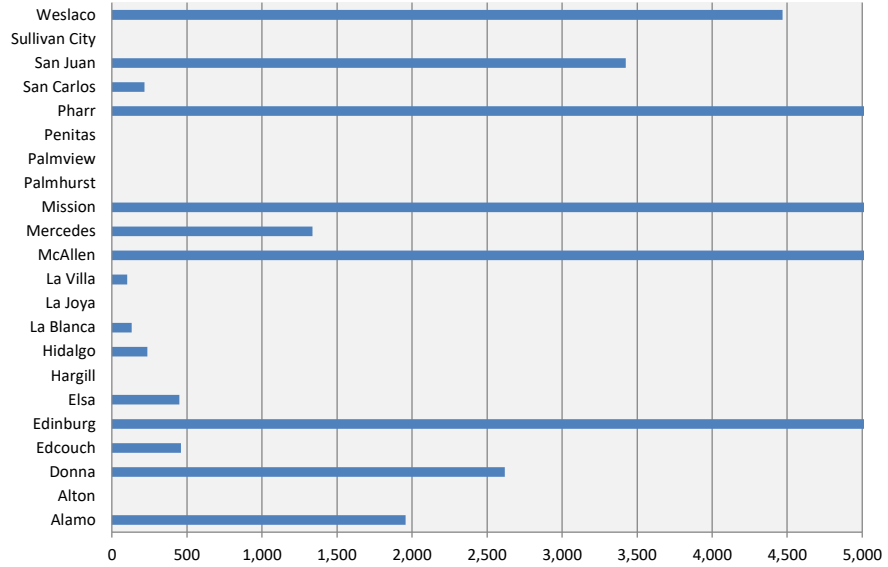
SERVICE EFFICIENCY
Passengers per revenue mile = 0.20 State Avg. = .15
Passengers per revenue hour = 5.44 State Avg. = 2.96

Distribution of Ridership

Hidalgo County

Alamo	1,957
Alton	0
Donna	2,619
Edcouch	459
Edinburg	22,569
Elsa	450
Hargill	0
Hidalgo	235
La Blanca	131
La Joya	0
La Villa	102
McAllen	23,549
Mercedes	1,336
Mission	6,324
Palmhurst	0
Palmview	0
Penitas	0
Pharr	6,722
San Carlos	217
San Juan	3,425
Sullivan City	0
Weslaco	4,469
Total	74,564

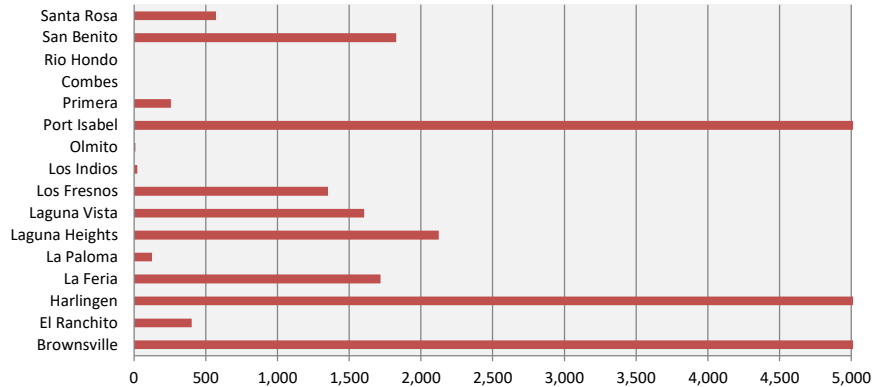
Hidalgo County by Cities



Cameron County

Brownsville	23,072
El Ranchito	401
Harlingen	17,882
La Feria	1,718
La Paloma	124
Laguna Heights	2,124
Laguna Vista	1,604
Los Fresnos	1,353
Los Indios	22
Olmito	9
Port Isabel	8,938
Primera	257
Combes	0
Rio Hondo	0
San Benito	1,827
Santa Rosa	571
Total	59,902

Cameron County by Cities



Willacy County

Total 2,430

Starr County

Total 10,437

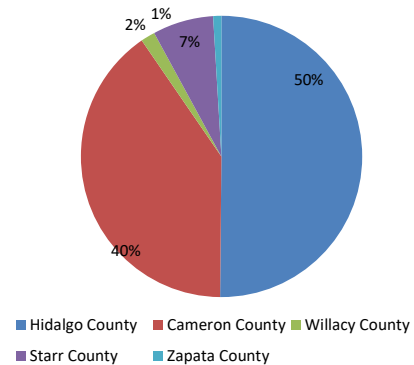
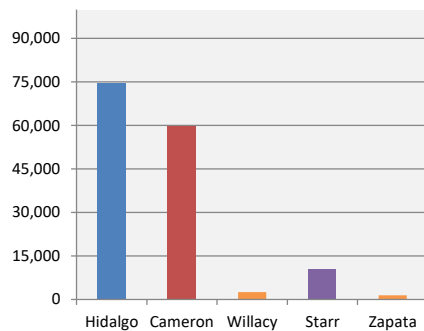
Zapata County

Total 1,396

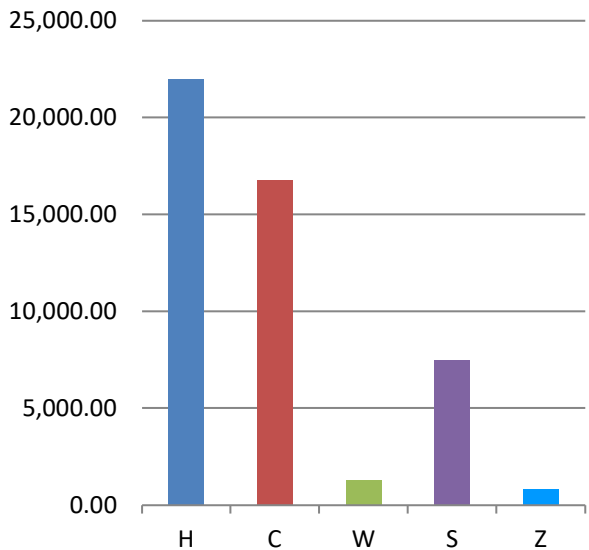
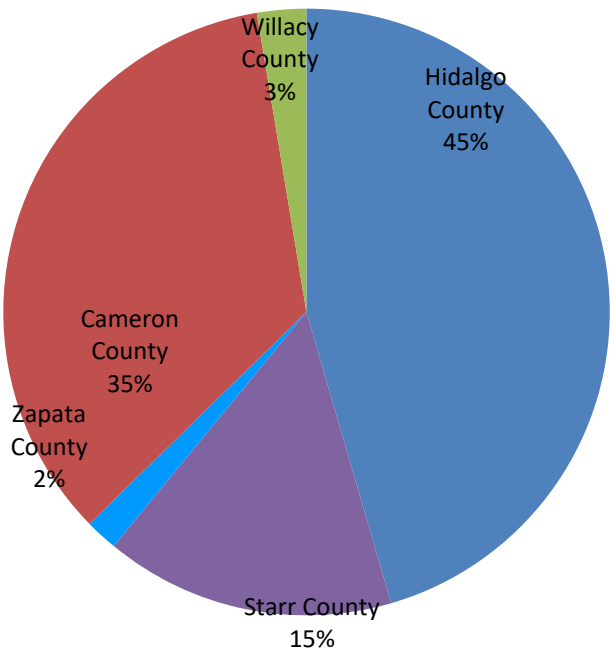
SYSTEM TOTAL

148,729

Ridership by County

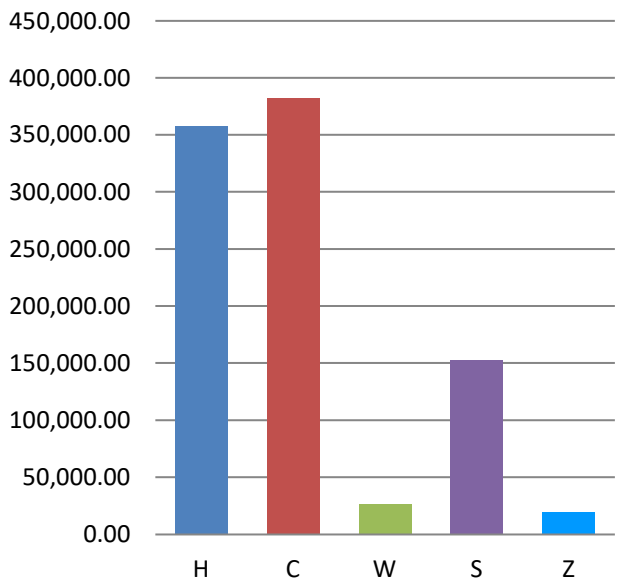
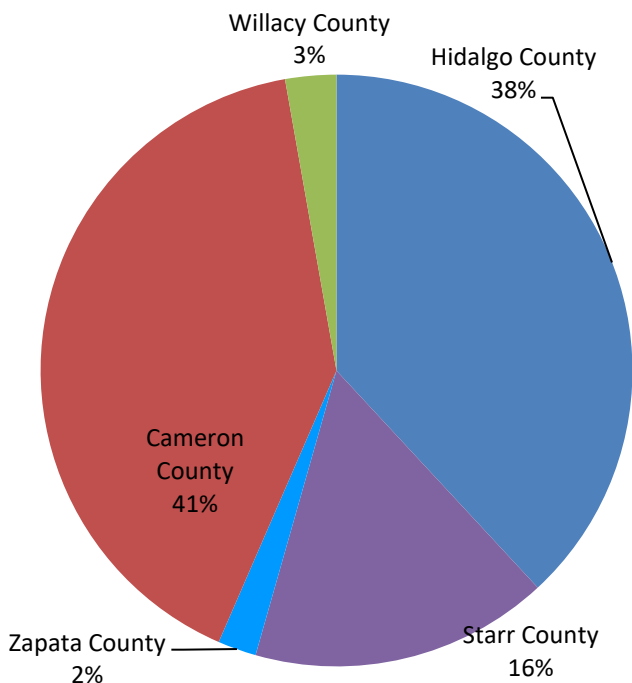


Distribution of Revenue Hours



Revenue Hours Provided	
Hidalgo County	21,970.00
Starr County	7,477.00
Zapata County	827.54
Cameron County	16,752.00
Willacy County	1,268.00
Total Revenue Hours	48,294.54

Distribution of Revenue Miles



Revenue Miles Provided	
Hidalgo County	357,965
Starr County	153,098
Zapata County	19,794
Cameron County	382,056
Willacy County	26,224
Total Revenue Miles	939,137



**FY 2021 TSTC
Valley Metro Routes
Monthly Cumulative Passenger Counts**

Routes	Sept	Oct	Nov	Dec	Jan	Feb	Mar	Apr	May	Jun	July	Aug	Total
10	0	0	0	0	0	0	0	0	0				0
12	0	0	0	0	0	0	0	0	0				0
14	0	0	0	0	0	0	0	0	0				0
31	0	0	0	0	2	0	0	0	4				6
40	0	0	0	0	0	0	0	0	0				0
41	0	0	0	0	0	0	0	0	0				0
42	0	0	0	0	0	0	0	0	0				0
43	0	0	0	0	0	0	0	0	0				0
44	6	4	7	3	1	0	1	0	3				25
45	9	16	10	6	11	2	1	3	1				59
50	0	0	0	0	0	0	0	0	0				0
Willacy	0	0	0	0	0	0	0	0	0				0
Total	15	20	17	9	14	2	2	3	8	0	0	0	90

Change Over Previous Month	Sept	Oct	Nov	Dec	Jan	Feb	Mar	Apr	May	Jun	July	Aug	
		5	-3	-8	5	-12	0	1	5	-8	0	0	-15

TSTC Student Ridership

